

i
j
k

b
c
d
e
f

g
h

i
j
k


p
q
r



Cat in the Hat Letter sliders.

Run off and mount on
construction paper. Cut slits
and insert either the upper
or lowercase letter strip.





Uppercase Letter Slider

Cut out the strips and glue them into one long strip so that the alphabet is in the proper order.

Teacher decides whether students are working on the upper or lowercase letters.

Students insert their ABC slider into their "I spy" cat.

Teacher calls on a student to spy a letter and call it out.

Students slide to that letter. When they spy it they hold it up so you can whole-group assess.

The 1st one to do so correctly, gets to choose the next letter.

One turn per student though, so that you make sure that everyone gets a turn.

You can also sing the ABC song as students slide their letters.

Lowercase Letter Slider

Cut out the strips and glue them into one long strip so that the alphabet is in the proper order.

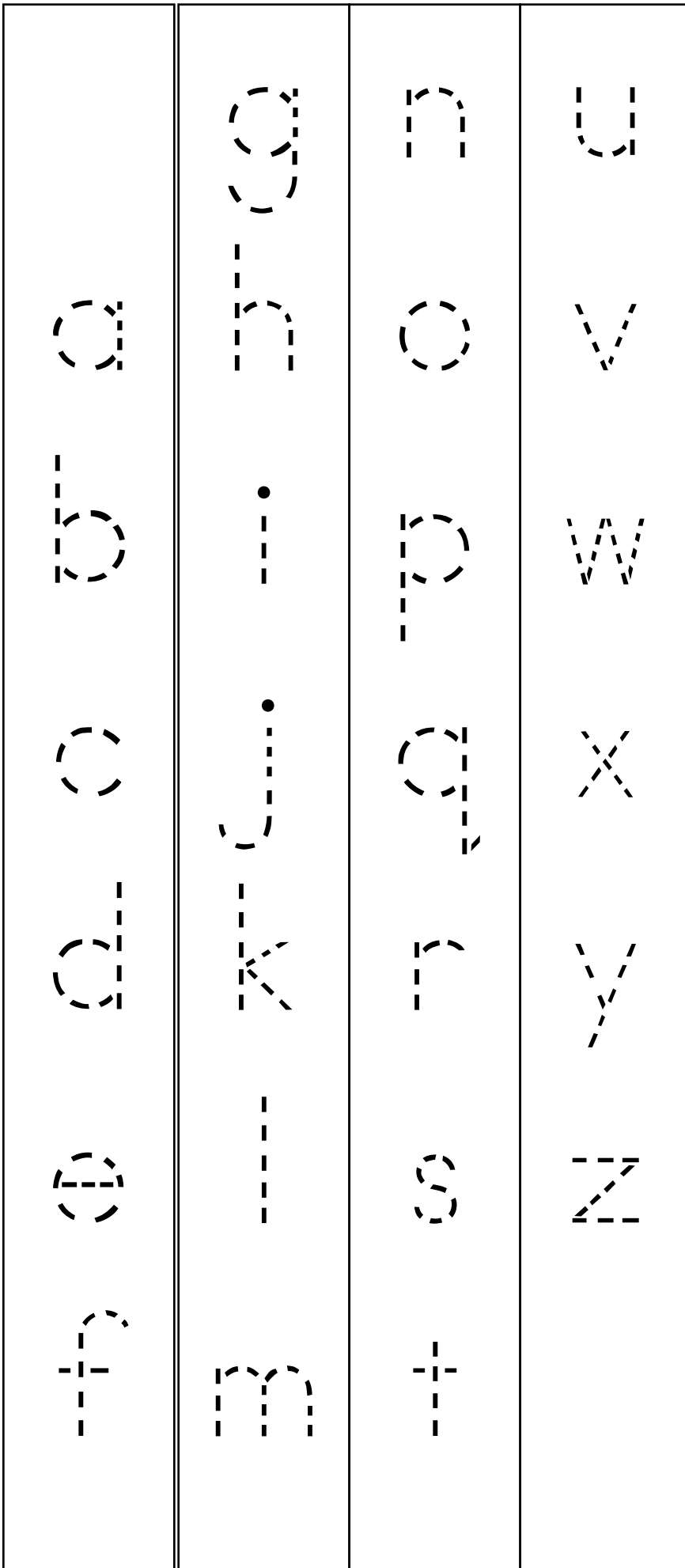
Teacher decides whether students are working on the upper or lowercase letters.

Students insert their ABC slider into their "I spy" cat. Teacher calls on a student to spy a letter and call it out.

Students slide to that letter. When they spy it they hold it up so you can whole-group assess.

The 1st one to do so correctly, gets to choose the next letter.

One turn per student though, so that you make sure that everyone gets a turn.





I Spy
A Letter.

Uppercase
Letters

S Q D N Y W G P

B F X J A L O Z E

T H U R V I M C K



You can use this as an "I Spy A Letter" game or an assessment tool.

Pick a quiet child to call out a letter. Everyone puts a "hat" (red rectangle) around that letter, and then raises their hand.

You can see at a glance who is struggling and needs one-on-one work.

Later, for those students, use the mat as an assessment tool.

You can have the student point to the letters identifying the 1st, 2nd and 3rd rows.

You can also ask students to point to the A then the B etc.

Circle the correct letters on your recording sheet and write any incorrect letter in the box. i.e. Jason says the Q is an Q.

You can run off a copy, to send home to parents, so that they can work one-on-one with a struggling student too.





Trace and then write the letters.

I spy my name:

A B C D E F G H I J

K L M N O P Q R S

T U V W X Y Z

I spy my favorite letter.



Uppercase Letter Assessment.

Knows the UPPERCASE LETTERS that are circled. Write the incorrect letter in the boxes.

Name: _____


Date:				Date:				Date:				Date:			
A		U		A		U		A		U		A		U	
B		V		B		V		B		V		B		V	
C		W		C		W		C		W		C		W	
D		X		D		X		D		X		D		X	
E		Y		E		Y		E		Y		E		Y	
F		Z		F		Z		F		Z		F		Z	
G				G				G				G			
H				H				H				H			
I				I				I				I			
J				J				J				J			
K				K				K				K			
L				L				L				L			
M				M				M				M			
N				N				N				N			
O				O				O				O			
P				P				P				P			
Q				Q				Q				Q			
R				R				R				R			
S				S				S				S			
T				T				T				T			



I Spy
A Letter.

Lowercase
Letters

b d a c f h e g i
k j n l o m p t s
q u r v z w y x



Help the cat get to the zebra by tracing and then writing the letters.

I spy my name:

a b c d e f g h i j

k l m n o p q r s

t u v w x y z

My favorite letter is:

a to z



Lowercase Letter Assessment.

Knows the LOWERCASE LETTERS that are circled. In the boxes write the incorrect letter.

Name: _____

Date:				Date:				Date:				Date:			
a		u		a		u		a		u		a		u	
b		v		b		v		b		v		b		v	
c		w		c		w		c		w		c		w	
d		x		d		x		d		x		d		x	
e		y		e		y		e		y		e		y	
f		z		f		z		f		z		f		z	
g				g				g				g			
h				h				h				h			
i				i				i				i			
j				j				j				j			
k				k				k				k			
l				l				l				l			
m				m				m				m			
n				n				n				n			
o				o				o				o			
p				p				p				p			
q				q				q				q			
r				r				r				r			
s				s				s				s			
t				t				t				t			

Match the stripe of the uppercase letter by putting the lowercase one. on top.

A

B

C

D

E

F

G

H

I

J

K

Imagine that! I can match letters on my hat!

Match the stripe of the uppercase letter by putting the lowercase one. on top. Make sure you have an ABAB - red-white red-white pattern.

L

M

N

O

P

Q

R

S

T

U

V

Imagine that! I can match letters on my hat!

Match the stripe of the uppercase letter by putting the lowercase one, on top. Make sure you have an ABAB - red-white red-white pattern.

W
X
Y
Z

Imagine that! I can match letters on my hat!

Run off the stripes on white and red construction paper, laminate and cut out. When you make your games, make sure that the letters will match in an ABAB red-white red-white pattern.

a

b

c

d

e

f

g

h

i

j

k

l

m

n

o

p

q

r

s

t

u

v

w

x

y

z

Run off some blank red and white stripes to fill in the last hat.

[illegible]

--

Match the uppercase letter to the lowercase one.



A

e



i



j



B

a



J



k



C

f



K



o



D

h



L



l



E

c



M



n



F

b



N



i



G

d



O



m



H

g



P



p

Match the uppercase letter to the lowercase one.



Q

s



y

z



R

w



Z

y



S

q



T

v



U

t



V

x



W

u



X

r

