


My Trick Or Treat  
Read, Trace, Write, Color  
Cut & Glue  
Booklet  
By:

---



I will be a \_\_\_\_\_ on Halloween.

I will be a \_\_\_\_\_

on Halloween.

\_\_\_\_\_

\_\_\_\_\_

\_\_\_\_\_

Draw a picture of what you will be in the space below.

I will go with my mom and dad.

I will go with my  
mom and dad.



1		
---	--	--

MOM

dad

2		
---	--	--

I will run, jump and play with my  
candy.

I will run, jump and  
play with my candy.

play



# It will be fun.

It will be fun.

---

---

---

## fun



4		
---	--	--

Stop! Look at all of the children.

Stop! Look at all  
of the children.

Stop



5



# Trick or Treat



Trick or Treat.

threat

6				
---	--	--	--	--

# Thank you.

Thank you.

# Thank

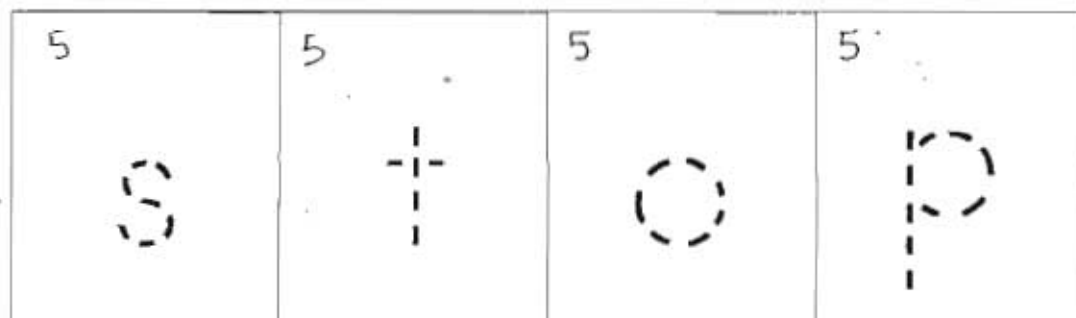
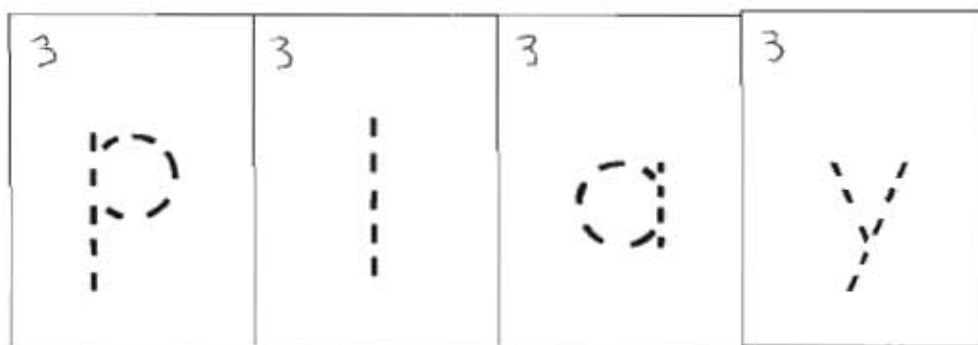
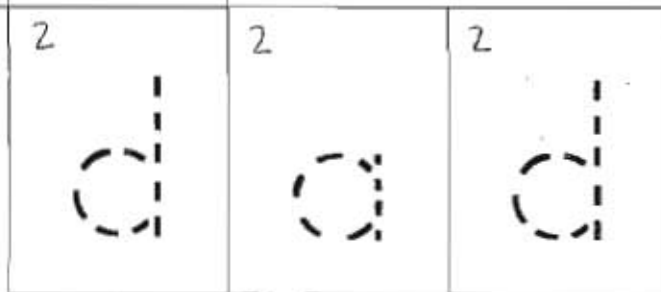
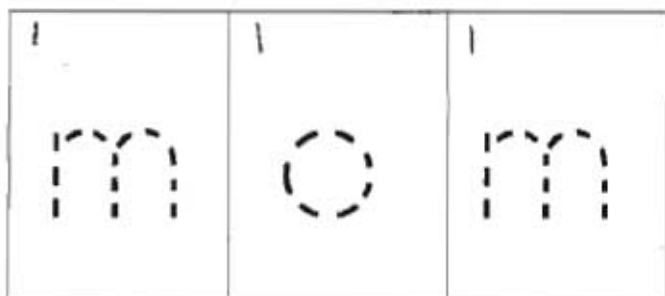
THANK  
YOU

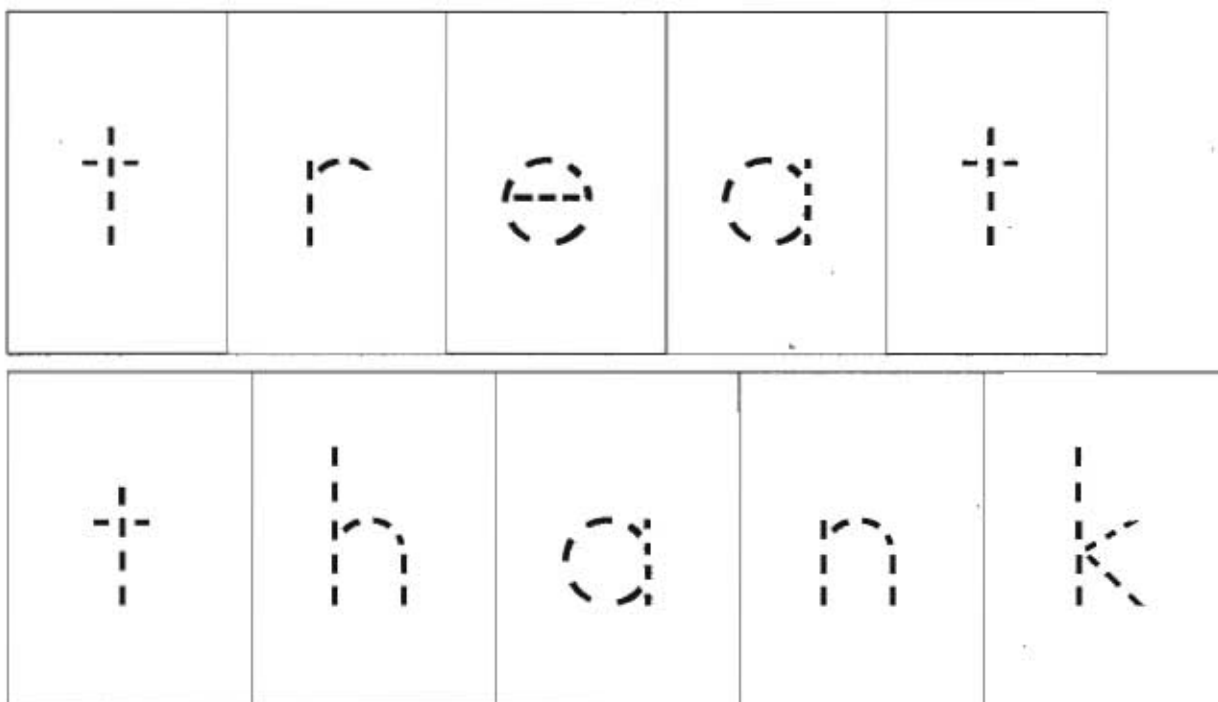


7	7	7	7	7
---	---	---	---	---



TRACE the letters then CUT and GLUE them to their matching rectangle in your booklet. Only cut ONE set of letters out at a time.





**Directions.**

- Students read, trace, and then write the sentence.
- A sight word is chosen from the sentence for them to color. I tell my students to say and spell the letters/word as they are coloring it.
- Then they trace the letters in the cut and glue rectangles and then cut them out and glue them to the correct rectangles in their booklet.
- If you want to speed up this activity, instead of having the children cut and glue the letters, simply have them write the letters in the boxes in their booklet, and save the cut and glue activity for another day.
- Or you can use these as a single skill sheet, one a day, until the booklet is complete. Pass them out as single sheets, or as an entire booklet to be worked on and then collected.
- Children are excited that they can take these booklets home to read to their parents.
- Don't forget to print the Dolch flashcards that will help your students learn these words. I also have other sight word flashcards available. Everything is matching to help your students become readers with lessons they enjoy and have fun doing, so check out the skill sheets as well.
- There are only 5 words that are not on the Dolch or Mini-sight word list. I call these "challenge" words. I chose children, trick and treat because of the **ch**, **ck** digraphs and the **tr** blend. Students can also figure out candy because of the familiar sight word can. Halloween has the **ll** digraph and because Halloween is such a big deal with your students they might already be familiar with it because they see it everywhere, or they will be able to learn it because it's an easy "sound-it-out" word!
- I've provided flashcards for the words that aren't available in the Mini Flashcard Sight Word Book, or the FREE Dolch sight word pack.

### Manipulatives to go with the booklet i

f you want to sequence the story on the white board or a flannel board. Laminate the page and then cut out the pieces. Put a scratchy Velcro dot on the back or a piece of magnet strip. Pass out the pieces to your students and have them read the story aloud. As you come to the picture page have them put that piece on the board. I've included a tally time page + a graphing page for a math extension so you can tally and graph your students' favorite Halloween candy.



Halloween

candy

children

trick

treat

All of these sight words are in the FREE Dolch sight word Book or the Kindergarten Sight Word Book except these.

©TeachWithMe.com



### ABCDe-tective Sight Word Smart Check List.

The Easy Reader Sight Word *My Trick Or Treat Booklet* covers the following words:

- |                            |                             |
|----------------------------|-----------------------------|
| <input type="radio"/> a    | <input type="radio"/> mom   |
| <input type="radio"/> all  | <input type="radio"/> my    |
| <input type="radio"/> and  | <input type="radio"/> of    |
| <input type="radio"/> at   | <input type="radio"/> on    |
| <input type="radio"/> be   | <input type="radio"/> or    |
| <input type="radio"/> dad  | <input type="radio"/> play  |
| <input type="radio"/> fun  | <input type="radio"/> run   |
| <input type="radio"/> go   | <input type="radio"/> stop  |
| <input type="radio"/> I    | <input type="radio"/> thank |
| <input type="radio"/> it   | <input type="radio"/> will  |
| <input type="radio"/> jump | <input type="radio"/> with  |
| <input type="radio"/> look | <input type="radio"/> you   |

There are also 5 challenge words. candy, children, Halloween, treat & trick.  
I CAN read this booklet. I KNOW these 29 words.! Yay me!

# Congratulations!

---

has successfully read *My Trick Or Treat Booklet*!  
Keep up the great work!



Teacher: \_\_\_\_\_

Date: \_\_\_\_\_

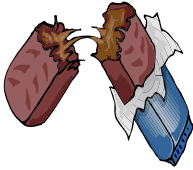
**Tally Time:** Count up the children's choices and tally them. Put the totals in the box.



candy corn

--

--



candy bar

--

--



hard candy

--

--



lollipop

--

--



other

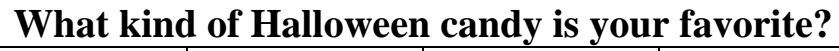
--

--



©TeachWithMe.com





©TeachWithMe.com

