

My Kite Counting

Booklet

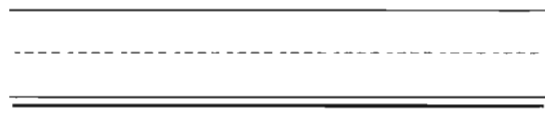
By

1 2 3 4 5 6 7 8 9 10



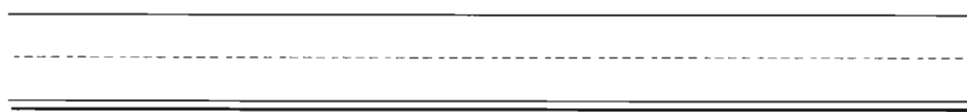
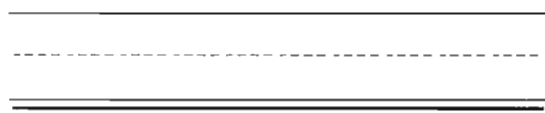
This is one kite.

one



Here are two kites.

two



Here are three kites.

three

3 3 3 3 3

Here are four kites.

four

4 4 4 4 4

Here are five kites.

five

5 5 5 5 5

Here are six kites.

six

6 6 6 6 6

Here are seven kites.

seven

7 7 7 7 7

Here are eight kites.

eight

8 8 8 8 8

Here are nine kites.

nine

9 9 9 9 9

Here are ten kites.

ten











10 10 10 10 10

I have flown a kite. ☐

I have not flown a kite. ☐

CUT out the STRIPS of kites and GLUE them under the appropriate numbers in your booklet.

TeachWithMe.com

1	
2	
3	
4	
5	
6	
7	
8	
9	
10	



Kite Booklet

Directions:

- Students TRACE the dashed words and numbers with a highlighter or crayon and then
- WRITE the number word as well as the numbers.
- Students CUT and GLUE the appropriate number of kites under their numbers.
- Remind students to cut their kites into STRIPS and not individually, except for the first kite.
- My young fives sometimes get carried away with their scissors and start snipping individual kites instead of making it easy on themselves and just cutting out one long strip matching and then gluing a group of kites to a specific number.
- I model what I want them to do and then
- put the sample of each page on the board.
- When everyone is done, we read the booklet as a whole group to review concepts of print.
- The children enjoy taking this booklet home and sharing it with their families as an easy reader.
- Numbers are part of our word wall and these number booklets are a fun exercise for them each month that also builds their self-esteem.
- I have skill sheets that I use for students who complete the booklet early. I also send them home as a *home-school* connection, or I use them as a whole group “speed game” or “mad-minute”. Sometimes I’ll tuck them in my sub. folder as well.



Challenge word flashcards for My Kite Counting Booklet

kite	counting
my	are
here	by
flown	this
is	have

Challenge word flashcards for numbers

one	two
three	four
five	six
seven	eight
nine	ten

Have you ever flown a kite?



Yes!

No.

[illegible]

Total:	Total:



ABCDe-tective Sight-Word Smart Check List.



- are
- by
- have
- here
- is
- this

There are also **13** challenge words: number words: one - ten + kite, counting, & flown I KNOW these **19** words! Yay me!











Congratulations!

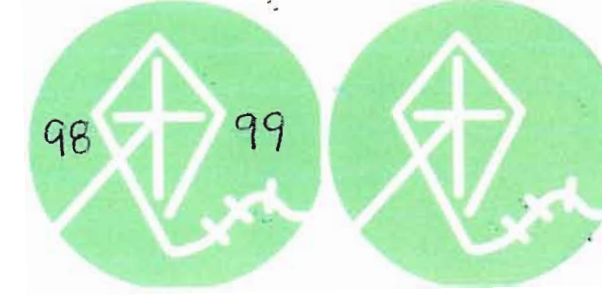



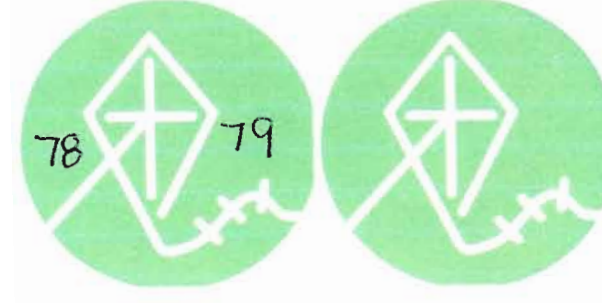



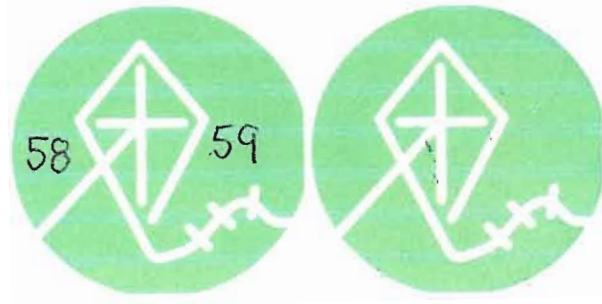
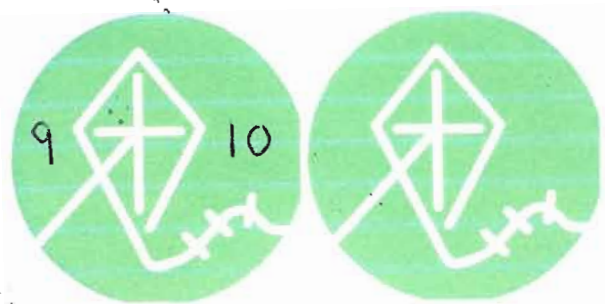
has successfully read ***My Kite counting Booklet***
Keep up the great work!





Teacher: _____


Date: _____

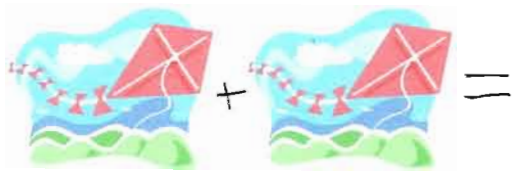




What's number comes next?
WRITE it!










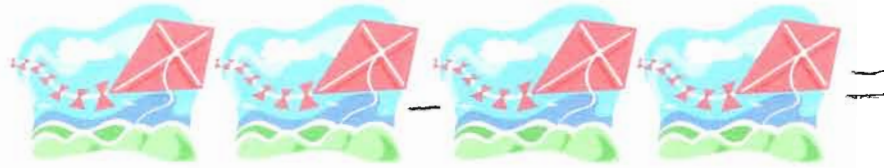












Add and subtract to find the answers. You're flying high!

Match the number to the correct group/set of kites. Use a **DIFFERENT** color for each one.

TRACE the numbers.



1

2

3

4

5


6

7

8

9

10



Kite and bow ties:

- Run off on a variety of colored construction paper.
- Attach bow ties with reinforcement holes to a piece of yarn.
- Make ten bow ties for each child. Can do in a variety of colors including rainbow colors and have students put them in the correct rainbow color order.
- Students could also write the numbers on the bow ties.