








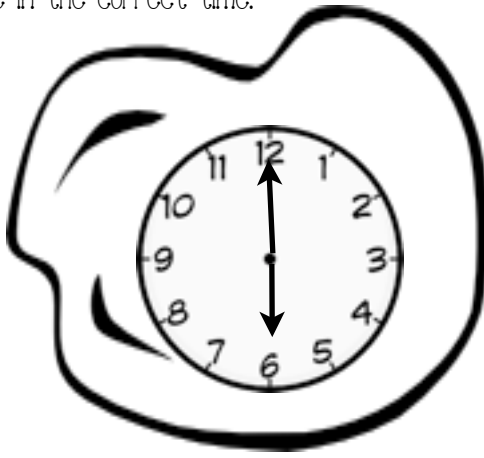

Print, laminate, cut out the spinners. Poke a hole in the center, fasten a large paperclip with a brass brad, or have students spin the paperclip while they hold it in place with a pencil. whatever time they land on, that's the time they fill in and color on their clock recording sheet. If they land between 2 numbers they can choose which time to fill in.

Green Eggs and  
Ham Time To The  
1/2 Hour Spinner.







Write in the correct time.

Color your egg when you've spun that time.




Draw hands on your clocks from 12:00-11:00. Write the digital time underneath





Print, laminate, cut out the spinners. Poke a hole in the center, fasten a large paperclip with a brass brad, or have students spin the paperclip while they hold it in place with a pencil. whatever time they land on, that's the time they fill in and color on their clock recording sheet.









## Green Eggs and Ham Time To The 1/2 Hour Spinner.





Write in the correct time.

Color your egg when you've spun that time.





Draw hands on your clocks to show time to the half hour. Write the digital time underneath.




---

---

---

---







---

---

---

---



---

---

---

---