


1 2 3

Count Apples
With Me!

This booklet created by:



2 two 2 two



I see 2 apples.

1 2 3 4 5 6 7 8 9 10

--	--	--	--	--

2

3 three 3 three



I see 3 apples.

1 2 3 4 5 6 7 8 9 10

--	--	--	--	--

3

4 four 4 four



I see 4 apples.

1 2 3 4 5 6 7 8 9 10

--	--	--	--	--

4

5 five

5

five



I

see

5

apples.

1 2 3 4 5 6 7 8 9 10

--	--	--	--	--

5

6 six 6 six



I see 6 apples.

1 2 3 4 5 6 7 8 9 10

7 seven 7 seven



I see 7 apples.

1 2 3 4 5 6 7 8 9 10

8 eight 8 eight



I see 8 apples.

1 2 3 4 5 6 7 8 9 10

9 nine

9

nine



I see 9 apples.

1 2 3 4 5 6 7 8 9 10

9



10 ten 10 ten







I see 10 apples.

1 2 3 4 5 6 7 8 9 10


Ten eaten apples.
Yum yum!








8




9



10



8

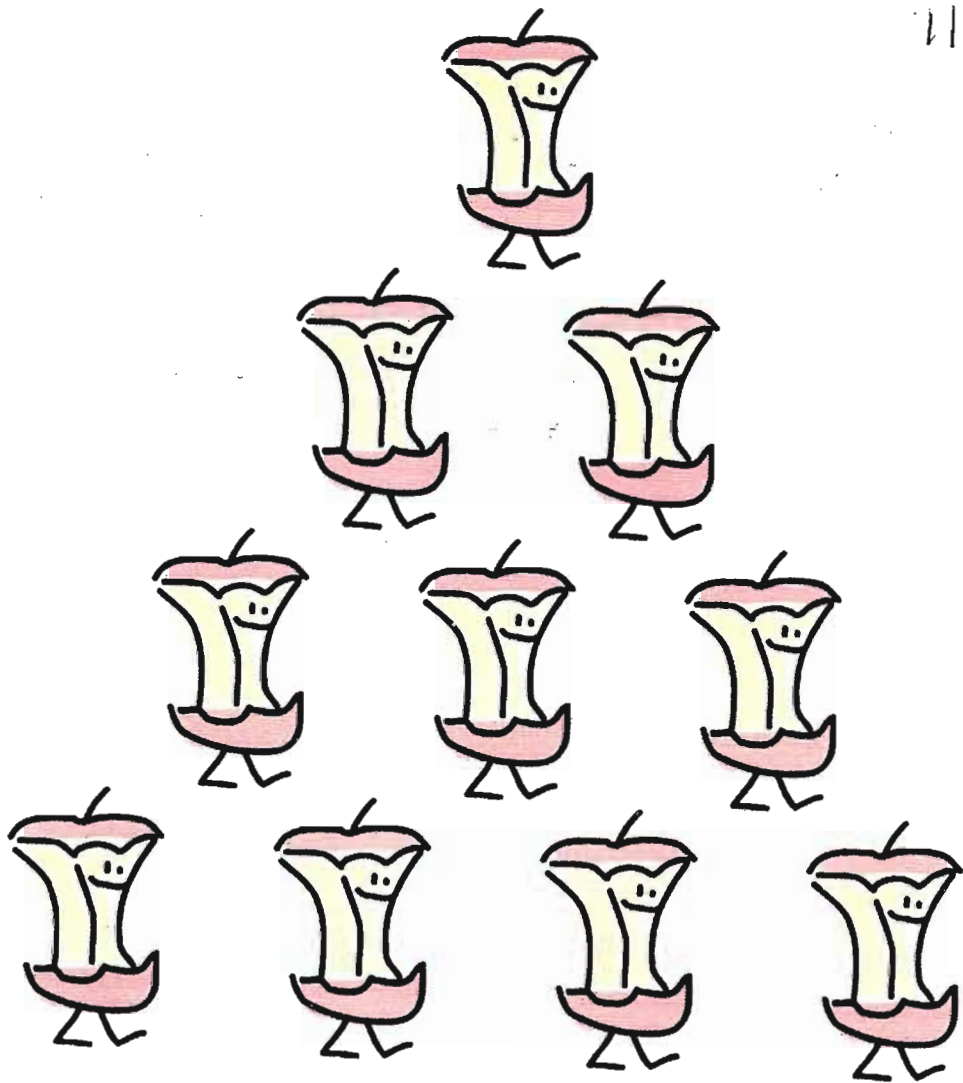


9



10





CUT and then GLUE the pictures to the matching boxes in your booklet.

123 Count Apples With Me



1 2 3

These little counting books give you lots of “bang for your time!”

- Students READ the number as a number and as a word.
- Students trace the number and word.
- They write the number and word.
- They read and see that many of “something” in a sentence.
- They spy that number in a sequence of numbers and CIRCLE that number.
- They X that many boxes. Students can also bingo dot or stamp that many boxes.
- Students cut and glue the group/set to the matching numbered boxes.
- When everyone has finished their booklet, read it aloud as a whole group and review concepts of print.
- Children will be able to take these booklets home and share them with their families.
- These are great self-esteem builders.
- You can do a page a day or an entire booklet.
- Children only need to do one of these booklets with assistance and then be able to do them independently; a different one each week or month according to your needs and themes.
- It’s a great way to learn how to identify and read numbers and number words and cover a variety of skills and standards!

Challenge word flashcards for cover of number words Itty Bitty Books

My Itty Bitty Book Of Number Words	My Itty Bitty Book Of Number Words
My Itty Bitty Book Of Number Words	My Itty Bitty Book Of Number Words
My Itty Bitty Book Of Number Words	My Itty Bitty Book Of Number Words
My Itty Bitty Book Of Number Words	My Itty Bitty Book Of Number Words
My Itty Bitty Book Of Number Words	My Itty Bitty Book Of Number Words



Challenge word flashcards for numbers

one	two
three	four
five	six
seven	eight
nine	ten

Challenge word flashcards for numbers 2

1	2
3	4
5	6
7	8
9	10

Challenge word flashcards for 123 Count Apples With Me


I	with
count	apples
me	see
eaten	yum
	

A simple illustration of a red apple with a single green leaf attached to its stem. The apple is rendered in a bright red color with some darker red shading to suggest texture. The leaf is a vibrant green with a black outline and a small black stem.

No

[illegible]

Total:	Total:



1 apple + 1 more

= 2 apples

2 apples + 1 more

= 3 apples

3 apples + 1 more

= 4 apples

4 apples + 1 more

= 5 apples

5 apples + 1 more

= 6 apples



ABCDe-tective Sight-Word Smart Check List.



- I
- me
- see
- with

There are also **14** challenge words: one, two, three, four, five, six, seven, eight, nine, ten, count, apples, eaten & yum. I CAN read this booklet. I KNOW these **18** words! Yay me!

Congratulations!

has successfully read ***123 Count Apples With Me.***
Keep up the great work!



Teacher: _____

Date: _____