

TeachWithMe.com's 2011 August Apple Bytes





TeachWithMe.com's Apple Bytes August 2011

Welcome to the seventh edition of **Apple Bytes!**

Apple Bytes is *TeachWithMe.com's* monthly newsletter and teaching packet for subscription members only.

It's a "taste" of the themes for the month. A nice bonus in your mailbox filled with a little bit of this and that.

I design this especially for you, so please let me know what you'd like in the form of skill sheets, helpful forms, borders for stationery, themes, words for word cards etc. diane@teachwithme.com

This month's themes:

- Back-to-school
- Football
- School house
- School bus

There are no seasonal word cards in this month's packet because you can find them in the ***ABCDe-tective Classroom Scavenger Hunt*** packet. Back-To-School words are also covered in the ***My School Words Dictionary***.

Instead of an "**Easy Reader**" in this month's packet I made up a "**class book**" writing extension that I thought would be fun, quick and easy as a great ***home-school connection*** for the first day of school.

I did this because I designed a lot of brand new ***September Easy Readers*** and wanted to give you something different. Simply click on September and then "back-to-school", to find all the new booklets listed.

I chose football as a clipart theme this month because little boys LOVE football and it's sometimes hard to get them excited about skill sheets. Perhaps this will do the trick. ☺

I hope you enjoy the rest of your summer and can relax and rejuvenate a bit more before things get busy with back-to-school activities.

Be sure to check the blog, as every post will continue to be jam-packed with back-to-school tips.

If there's anything you need help with or can't find, just let me know; I'm here for you.

Be Blessed!

Diane Henderson ☺



August

August

August

Happy 1st Day Of School

*Welcome
to your new
class!*

Grade: _____

Teacher: _____

Date: _____



Awarded to: _____


August



Sunday	Monday	Tuesday	Wednesday	Thursday	Friday	Saturday
	1	2	3	4	5	6
7	8	9	10	11	12	13
14	15	16	17	18	19	20
21	22	23	24	25	26	27
28	29	30	31			

August

Welcome to school!



Sunday	Monday	Tuesday	Wednesday	Thursday	Friday	Saturday

AUGUST

Weekly Calendar



Monday	Tuesday	Wednesday	Thursday	Friday	Saturday/Sunday

[illegible]

August


Daily Calendar



Monday	Tuesday	Wednesday	Thursday	Friday	Saturday/Sunday



August



To Do List

☐ _____

☐ _____

☐ _____

☐ _____

☐ _____

☐ _____

☐ _____

☐ _____

☐ _____

☐ _____

☐ _____

☐ _____

☐ _____

☐ _____

☐ _____

☐ _____

☐ _____

☐ _____

☐ _____

☐ _____

☐ _____

☐ _____

☐ _____

☐ _____

☐ _____

☐ _____

☐ _____

☐ _____

☐ _____

☐ _____

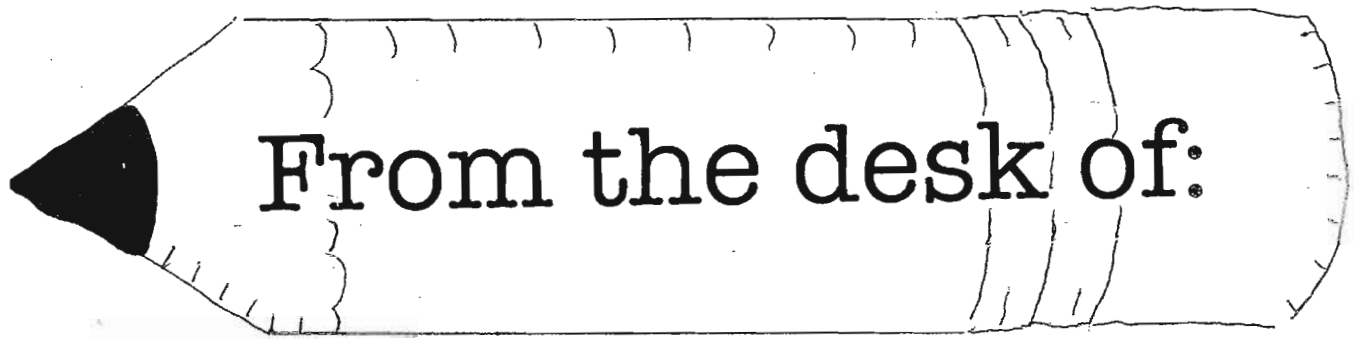


Don't Forget...



Don't Forget...

[illegible]





Reminder:



Don't Forget...









Name:

Bus:
Number:



Name:

Pick Up:
By:



Name:

After School Care:
Room:



Name:

Walker
With:

Address:

Phone:

Address:

Phone:



What line
am I in
today?





bus



car







walking



After-school care

[illegible]

			
Total:	Total:	Total:	Total:

Handwriting Practice

Welcome to school.



Four sets of horizontal handwriting practice lines. Each set consists of a solid top line, a dashed middle line, and a solid bottom line, providing a guide for letter height and placement.

Handwriting Practice

Welcome back to school.

Three sets of handwriting practice lines, each consisting of a solid top line, a dashed middle line, and a solid bottom line.


Handwriting Practice

Happy 1st day!


**Quiet please...
Great minds
at
work!**



**Great ideas
happen
when you
take the time
to think!**



What's your bright idea?




**S
u
g
g
e
s
t
i
o
n**

Box

Volunteers Needed



Book Orders Due:





Welcome to school



Welcome to school



Welcome to school



Welcome to school



Welcome to school



Welcome to school



Welcome to school



Welcome to school




Welcome to school

Pinch and Poke





school



Get the children to school on the bus! Bingo-Dot an ABAB pattern.

There's a "spy" in each row. (One that is different.) Zap it with an X.



Count how many and write the number.





TRACE the numbers.



1

2

3

4

5

6


7


8

9

10

Welcome to school!
Add or subtract and then write the answer.

 $+$ $=$

 $+$ $=$

 $+$ $=$

 $+$ $=$

 $-$ $=$

 $-$ $=$

 $-$ $=$



Back-To-School-Word Find



alphabet
bell
books
bulletin board
bus
cafeteria
clock
computer
crayons
desk

eraser
flag
globe
glue
library
lockers
lunch
markers
notebook
paint

paper
pen
pencil
recess
ruler
school
scissors
students
tape
teacher

alphclockbucalphabetstudbcafoolobell
riapabooksImnnbvcxschooldftapekiljlnb
teatbusciscrafeteriapepabulletinboard
deskfllbielnehrecessdvrtwfsclissorssaqz
computernotpappencilcessrulertastucis
sorsccrayonsersaflagberaseroarglobe
eronsgluaolibraryablockersagzlunchh
alcnmarkersoolulcnotebookpopaintsoo
terutepaperarkbpenttestudentssosch
oulerepeteachervuowehageociaewwal



Back-To-School-Word Find




alphabet
bell
books
bulletin board
bus
cafeteria
clock
computer
crayons
desk

eraser
flag
globe
glue
library
lockers
lunch
markers
notebook
paint

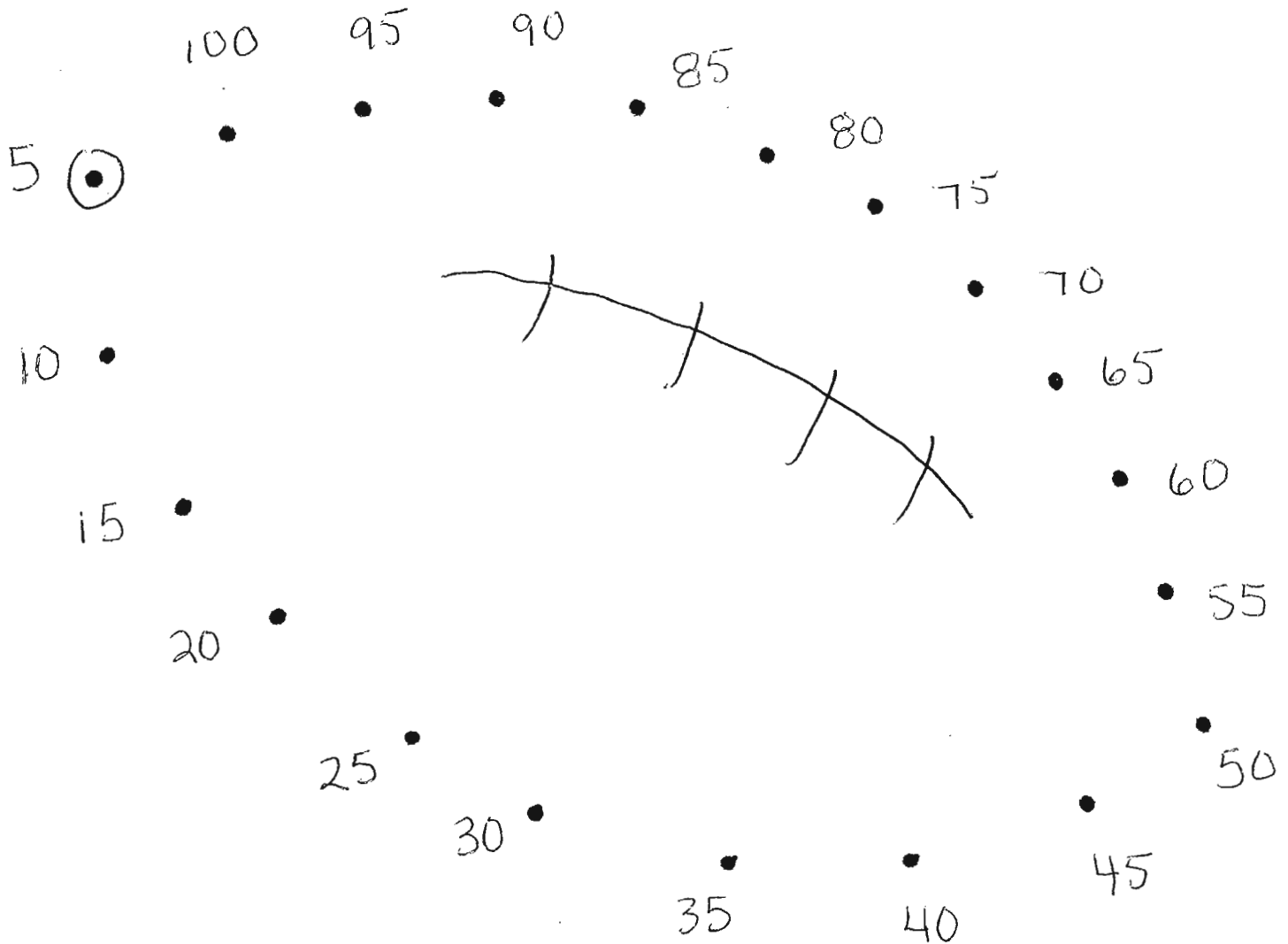
paper
pen
pencil
recess
ruler
school
scissors
students
tape
teacher

alph**clock**buc**alphabet**stud**bc**afool**bell**
ria**pabooks**lmnnbvcx**school**dft**tape**kiljlnb
teat**bus**cisr**cafeteria**pepa**bulletinboard**
deskfl**bielneh****recess**dvr**twf****scissor**ssa**qz**
computernot**pappencil**cess**ruler**tastucis
sors**ccrayons**ersa**flag**beraseroarg**globe**
erons**glue**aol**ibrary**ab**lockers**ag**zlunch**h
alcn**markers**oolul**cnotebook**pop**aint**soo
terute**paper**arkb**pent**testudent**ss**osch
oulere**peteacher**vuowehageociaewwal



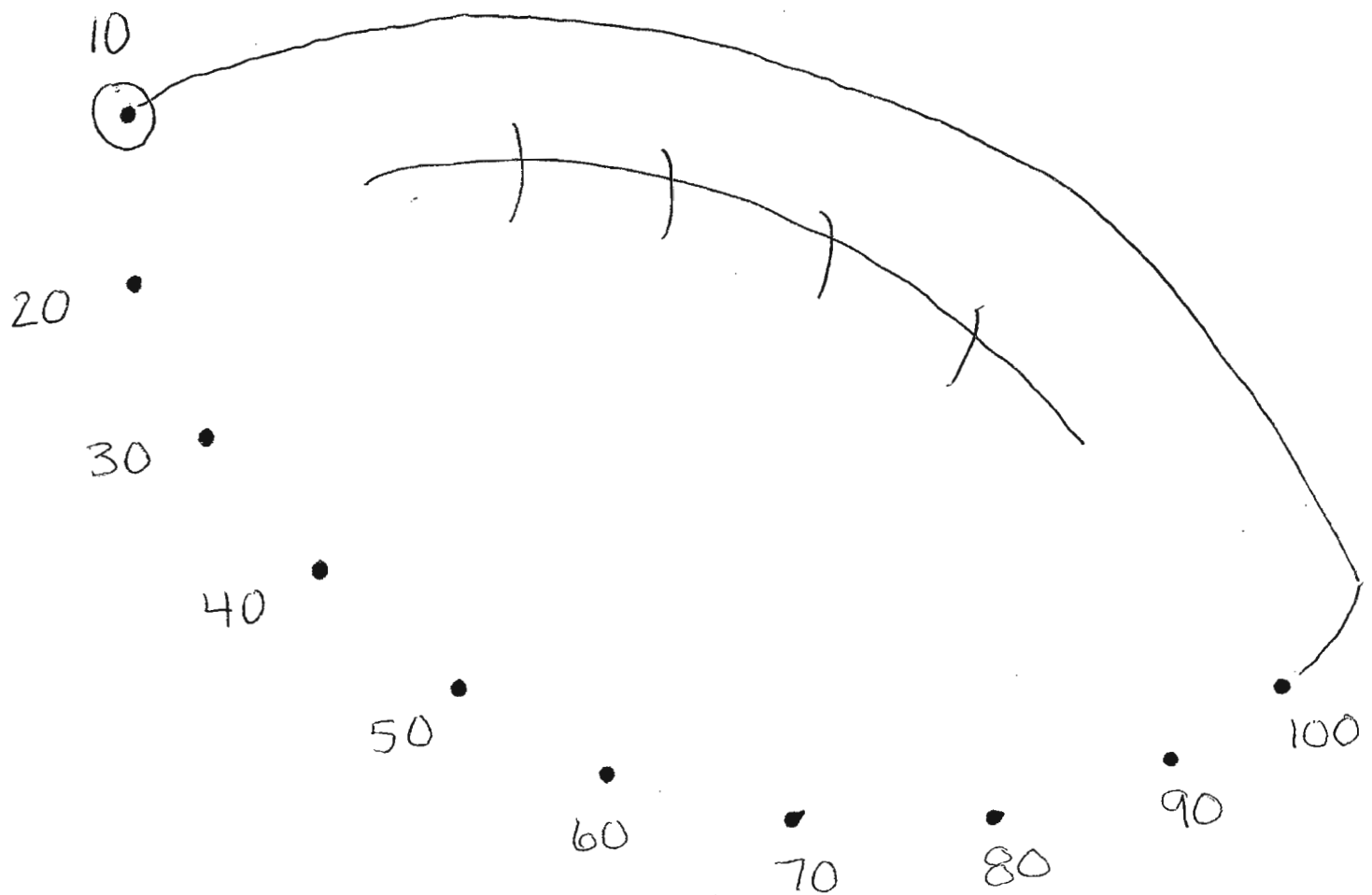
Pinch Poke & Punt!

Ff football




Connect the dots. Count by 5's.

ff football




Connect the dots. Count by 10's.













Ff football





















tackled their numbers
today and made a
touchdown in effort!

















tackled their numbers
today and made a
touchdown in effort!

























What's Missing? Fill in the missing




What's Missing? Fill in the missing LETTER




What's Missing? Fill in the missing LETTER



What's Missing? Fill in the missing LETTER




What's Missing? Fill in the missing NUMBER.




What's Missing? Fill in the missing NUMBER.

By
5's



By
10's


What's Missing? Fill in the missing NUMBER.






Pencil Toppers: Print, laminate, cut out, cut slits, insert pencils.


Handwriting practice lines consisting of a solid top line, a dashed middle line, and a solid bottom line.



FIND your name and CIRCLE it.
WRITE it on the top.










Welcome



Welcome


TRACE the lines. Use a DIFFERENT color for each one.





I'll get right to the point!


 is a very sharp student!




I'll get right to the point!

 is a very sharp student!





**Ask me how
my 1st day
of school went!**



**Ask me how
my 1st day
of school went!**



Dear Families,

We are making a class book entitled: ***Our First Day Of School.***

Attached you will find your child's page. Would you please ask them about their day and what they enjoyed the most and then have them TRACE the sentence.

So that they can complete the sentence, please write their answer on another piece of paper so they can copy it.

Have them draw a picture under their sentence, to illustrate their page. This home-school connection assignment is due on:

_____.

Students will be sharing their page with their classmates and then I will be binding them into our first class book!

Thanks in advance for your cooperation.

If you have any questions, feel free to give me a call.

Educationally Yours,

Our First Day
Of School
Class Book
By




My favorite thing
that I did on the 1st
day of school was

Handwriting practice lines consisting of three sets of three horizontal lines (top, middle dashed, bottom) for writing practice.

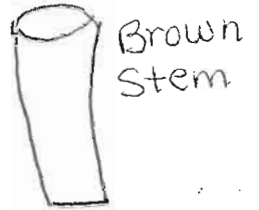








I had a great
1st day!

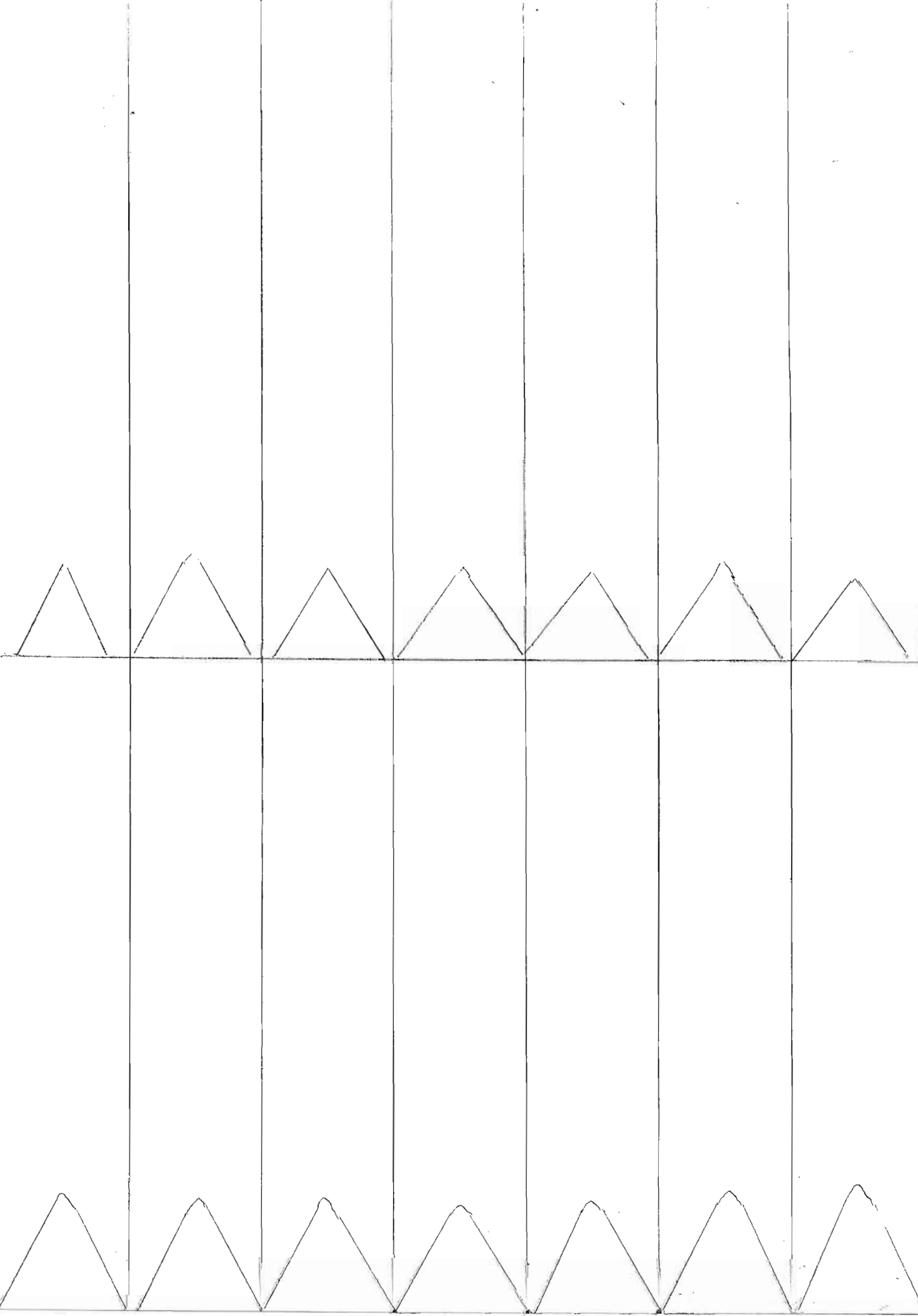
Diane



Drk green
leaf







Keep on truckin' !
You're Vrrrooming through the
week with good behavior!



Teacher: _____

Date: _____

Happy First Week Of School!

