


I see the cat.
They went to school.
Look at his dog.
I like you.

1 to 2 went 3 they 4 you he

6 like 7 was 8

11 his 12

16 school 17 h



Monthly Roll o



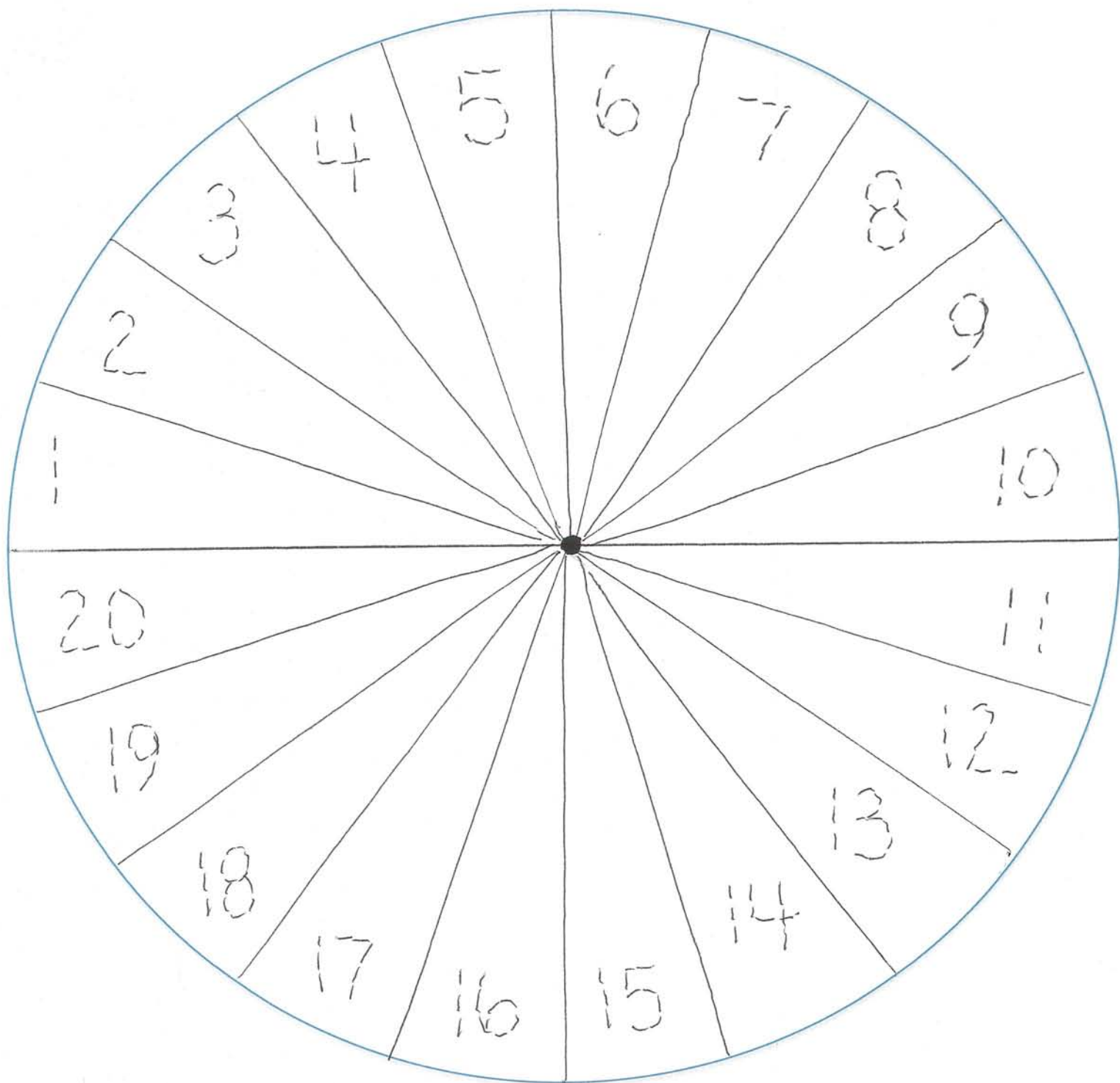
Rolling Sentences


©TeachWithMe.com

- Choose a template to fit your season or theme.
- Make a copy and fill in whatever CVC or sight words you want your students to work on, making sure that you are able to make a variety of sentences with those word combinations.
- Number the circles vertically or horizontally depending on your standardized testing forms so that your students get used to reading numbers in the appropriate manner.
- Set the timer for a specific amount of time 10-15 minutes.
- Students choose a partner.
- They take turns rolling the dice 6 times.
- The numbers on the dice match the numbers on the circles and give students a word.
- Students add or subtract the numbers on the dice or can take the numbers at face value. i.e. they roll a 2 and a 3. This can either be a #2 and a #3 word circle or they can add or subtract and take a #5 or a #1 word circle depending if they continue to roll the same numbers and don't want to lose their turn.
- Students write down their words.
- Students make a sentence using their words.
- Challenge them to make 2 sentences.
- Make longer sentences and work with more words by using a spinner instead of dice, and running off the template with 20-word circles instead of 12.











1 to	2 went	3 they	4 you	5 he
6 like	7 was	8 with	9 the	10 I
11 his	12 their	13 see	14 look	15 play
16 school	17 house	18 at	19 dog	20 cat

Monthly Roll or Spin A Sentence



congratulations

is really on a roll at making up super sentences!

Teacher: _____ Date: _____



