

Cat On A Shape
Booklet By
Diane



©TeachWithMe.com

2



The cat in the hat on a square.

square

square

3



The cat in the hat is on an oval.

oval

oval

4



The cat in the hat is on a circle.

circle

circle

5



The cat in the hat is on a triangle.

triangle

triangle

6



The cat in the hat is on a rectangle.

rectangle

rectangle

7



The cat in the hat on a heart.

heart

heart

8



The cat in the hat is balancing on a ball.
The cat in the hat is juggling them all.

Cat On A Shape Booklet By



©TeachWithMe.com



The cat in the hat on a square.

square

3



The cat in the hat is on an oval.

oval

4



The cat in the hat is on a circle.

circle

5



The cat in the hat is on a triangle.

triangle

6



The cat in the hat is on a rectangle.

rectangle

7



The cat in the hat on a heart.

heart

8

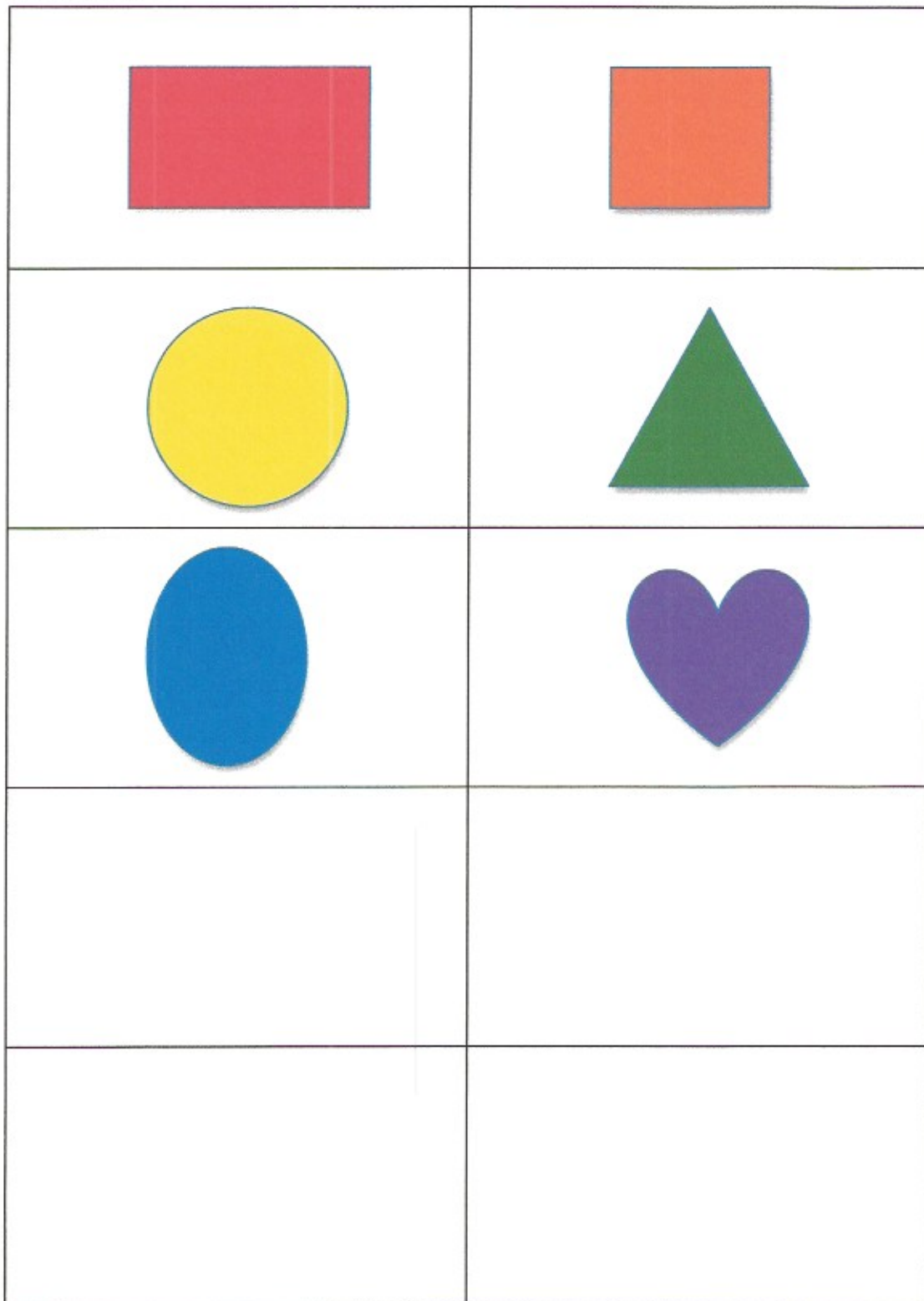


The cat in the hat is balancing on a ball.
The cat in the hat is juggling them all.




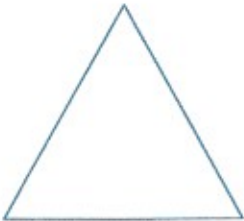
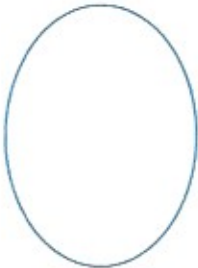

Challenge word flashcards for shapes

oval	heart
triangle	rectangle
square	circle
shapes	
My Itty Bitty Book Of Shape Words	My Itty Bitty Book Of Shape Words

Shape Pictures



Shape Pictures



Kaylie

- Run off on white construction paper.
- Students design their own Seuss hat.
- You could also have them include words that rhyme with hat.
- Brainstorm with your students and write all of the At family words on the board.
- Enlarge your students' school photo. Cut them into ovals and have them glue their hats on their heads as if they were tipping them.
- If you don't want to use a school photo, have children draw a self-portrait.
- Bulletin board caption: ***Tipping our hats to great readers!***

