




Blend To Get To The End!



Help the leprechaun get to the end of the rainbow.

©TeachWithMe.com





Blend To Get To The End

©TeachWithMe.com

- You can make permanent boards to use each year by running them off on lime green copy paper and then laminating.
- Students use a “Blarney stone” or other marker to move around the board.
- OR...
- Run off copies for each student and have them color in a shamrock or X it off as they move forward.
- Nail another standard and have students choose two crayon colors and make an ABAB pattern as they head to the rainbow.
- Run off copies of the shamrocks on light green construction paper, laminate and cut into squares.
- There’s a blank set of shamrocks so you can program your own cards.
- Students work in groups of 2-4

Shamrocks with blends on them:



- Pick up a shamrock.
- If you can think of a word that starts with that blend then say it and either move your marker forward or color / X-off 1 shamrock.
- Encourage students to say the blend out loud. It will help them think of words. Remind them to look at the word wall etc.
- If you choose a card that you cannot think of a word for that blend, then you lose your turn.
- You can also choose to have students go back one space if you want the game to last longer.
- When all of the blend shamrock cards have been used, flip the discard pile over and start again.




Shamrocks with a blend and a word:





- Students say the blend, read the word and state if it comes at the beginning or end of the word before moving one space.
- Play continues ‘til someone has reached the end of the rainbow or the timer rings.
- If the timer rings and no one has reached the rainbow’s end, then the student who is closest wins.
- Everyone gets a certificate of participation.










Blend To Get To The End!







































Congratulations

won the blending word game today!



Keep up the wonderful-word work.

Teacher: _____ Date: _____



Congratulations

did a golden job blending words today!



Keep up the wonderful-word work.

Teacher: _____

Date: _____