


My Read, Trace & Write Dolch Word Pre-Primer Phrase Packet



©TeachWithMe.com




Dear Families

- Attached you will find your child's phrase cards.
- Please have them choose several cards to read each night to you.
- When they can read the card(s) fluently replace them with another card.
- I've enclosed a *"caught bee-ing a good reader"* chart for you to keep track of your child's progress.
- To help you remember to have them read their words, please post it on the fridge.
- Have them X off a box each time they read their cards.
- When their chart is completed, or when they can read all of their cards fluently please sign and return.
- Thanks in advance for your cooperation.

Educationally yours,






I was caught bee-ing a good reader!

I have read my phrase cards every day or I can read all of my phrase cards fluently!

Monday	Tuesday	Wednesday	Thursday	Friday	Saturday

Signed: _____ Child's Name: _____

Date: _____



I was caught bee-ing a good reader!

I have read my phrase cards every day or I can read all of my phrase cards fluently!

Monday	Tuesday	Wednesday	Thursday	Friday	Saturday

Signed: _____ Child's Name: _____

Date: _____



I was caught bee-ing a good reader!

I have read my phrase cards every day or I can read all of my phrase cards fluently!

Monday	Tuesday	Wednesday	Thursday	Friday	Saturday

Signed: _____ Child's Name: _____

Date: _____



I was caught bee-ing a good reader!

I have read my phrase cards every day or I can read all of my phrase cards fluently!

Monday	Tuesday	Wednesday	Thursday	Friday	Saturday

Signed: _____ Child's Name: _____

Date: _____



Bee SHARP!

I was caught bee-ing a good reader!
I have read my phrase cards every day or I can read all of my phrase cards fluently!

Monday	Tuesday	Wednesday	Thursday	Friday	Saturday

Signed: _____ Child's Name: _____
Date: _____



Bee SHARP!

I was caught bee-ing a good reader!
I have read my phrase cards every day or I can read all of my phrase cards fluently!

Monday	Tuesday	Wednesday	Thursday	Friday	Saturday

Signed: _____ Child's Name: _____
Date: _____



You're
Sharp!

I'll get right to the point!

_____ is a sharp reader and is doing well with their
phrase cards.

Teacher: _____ Date: _____



You're
Sharp!

I'll get right to the point!

_____ is a sharp reader and is doing well with their
phrase cards.

Teacher: _____ Date: _____




Congratulations!

I caught _____
doing a dog gone good job
reading phrase cards today!

Teacher: _____

Date: _____



Congratulations!

I caught _____
doing a dog gone good job
reading phrase cards today!

Teacher: _____

Date: _____

Pre-primer Phrase Cards

he had to go	she had to go
I can go	she can go
he can go	you can go
come find him	for he is funny
for she is funny	he is big

Pre-primer Phrase Cards

she is big	it is big
go help	in here
it is in here	jump in here
look in here	play in here
run in here	he is little

Pre-primer Phrase Cards

she is little	it is little
look in here	look for my
it is red	it is blue
it is yellow	look I see
make me	we see the

Pre-primer Phrase Cards

up the	where is the
I see the big	I see the little
where is the	you see the
look you can	two and three
go away	yellow and blue

Pre-primer Phrase Cards

it is funny	I can find it
I can see it	he said that
she said they	you had to
you and I	for him
for the	but they said

Pre-primer Phrase Cards

on his	of that
it was	one two three jump
one two three run	help me run
help me to	go to the
up in the	you can find the

Pre-primer Phrase Cards

come find the	where is the
My Itty Bitty Booklet Of Phrases	Pre-Primer Dolch Words

Pre-Primer Dolch Word Phrase Skill Sheets

Read, trace and write the phrases.

They will help you learn the words. Your teacher will tell you what numbers to do.

When your packet is complete, Make complete sentences out of the phrases, by adding a capital letter to the 1st word, a punctuation mark at the end, and words to make the sentence make sense.

1. he had to go

2. she had to go

3. I can go

4. she can go

5. he can go

6. you can go

7. come find him

8. for he is funny

9. for she is funny

10. he is big

11. she is big

12. it is big

13. go help

14. in here

15. it is in here

16. jump in here

17. look in here

18. play in here

19. run in here

20. he is little

21. she is little

22. it is little

23. look in here

24. look for my

25. it is red

26. it is blue

27. it is yellow

28. look I see

29. make me

30. we see the

31. up the

32. where is the

33. I see the big

34. I see the little

35. where is the

36. you see the

37. look you can

38. two and three

39. go away

40. yellow and blue

41. it is funny

42. I can find it

43. I can see it

44. he said that

45. she said they

46. you had to

47. you and I

48. for him

49. for the

50. but they said

51. on his

52. of that

53. it was

54. one two three
jump

55. one two three
run

56. help me run

help me to

57. go to the

58. up in the

59. you can find the

60. come find the

61. where is the