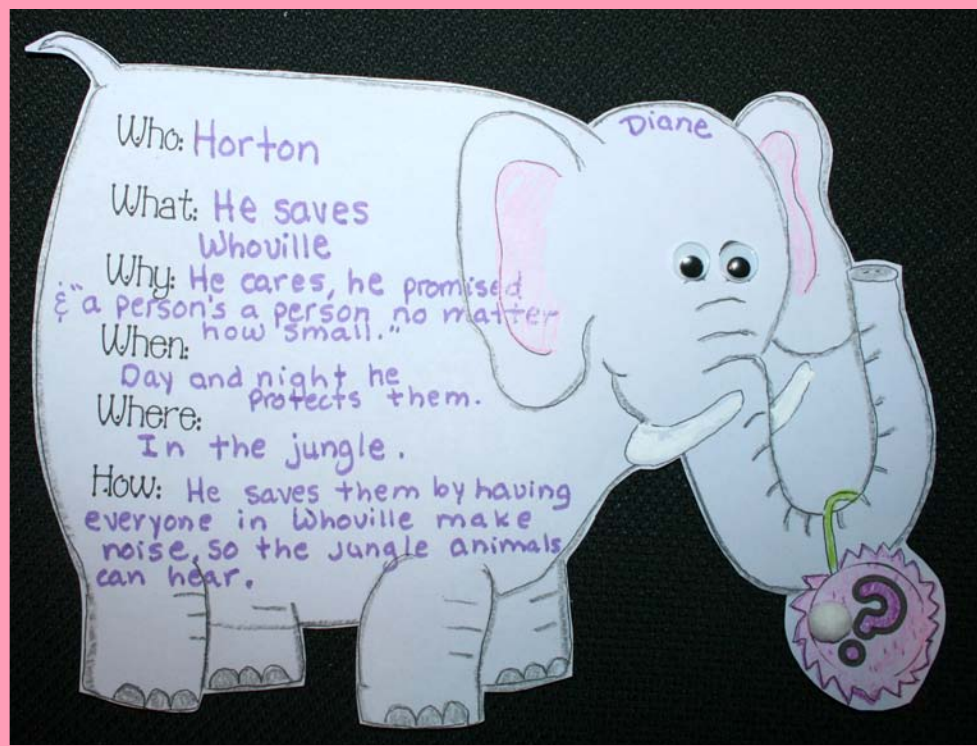
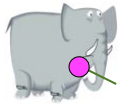
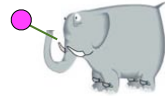


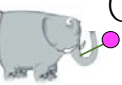
Horton Plus a Bit of Elmer



yay horton finds his clover



do you hear anything



Characters:



Setting:



Events:

Literacy Packet



Diane Henderson




I like Dr. Seuss's story "Morton Hears a Who" because the main character Morton, is an elephant, which is my favorite animal.

Morton is also very kind. I think everyone should take life more slowly and help others.

I like the rhyming words in the story, the "sing-songy" sound of the sentences, and the crazy illustrations.

I like stories with a happy ending too, so I was glad that Morton was able to save Whoville.

Diane



I like Dr. Seuss's story "Morton Hears a Who" because the main character Morton, is an elephant, which is my favorite animal.

Morton is also very kind. I think everyone should take life more slowly and help others.

I like the rhyming words in the story, the "sing-songy" sound of the sentences, and the crazy illustrations.

I like stories with a happy ending too, so I was glad that Morton was able to save Whoville.

Diane



You can display completed writing prompts with a flat trunk, or have students accordion-fold it for a bit of 3D pizzazz. I've also included a clover pattern that you can run off on pink paper. Tape it to a strip of paper or green pipe cleaner and attach the back of the stem to his trunk. A student photo on it adds that finishing touch.

Who: Horton

What: He saves
Whoville

Why: He cares, he promised
"a person's a person no matter
how small."

When:

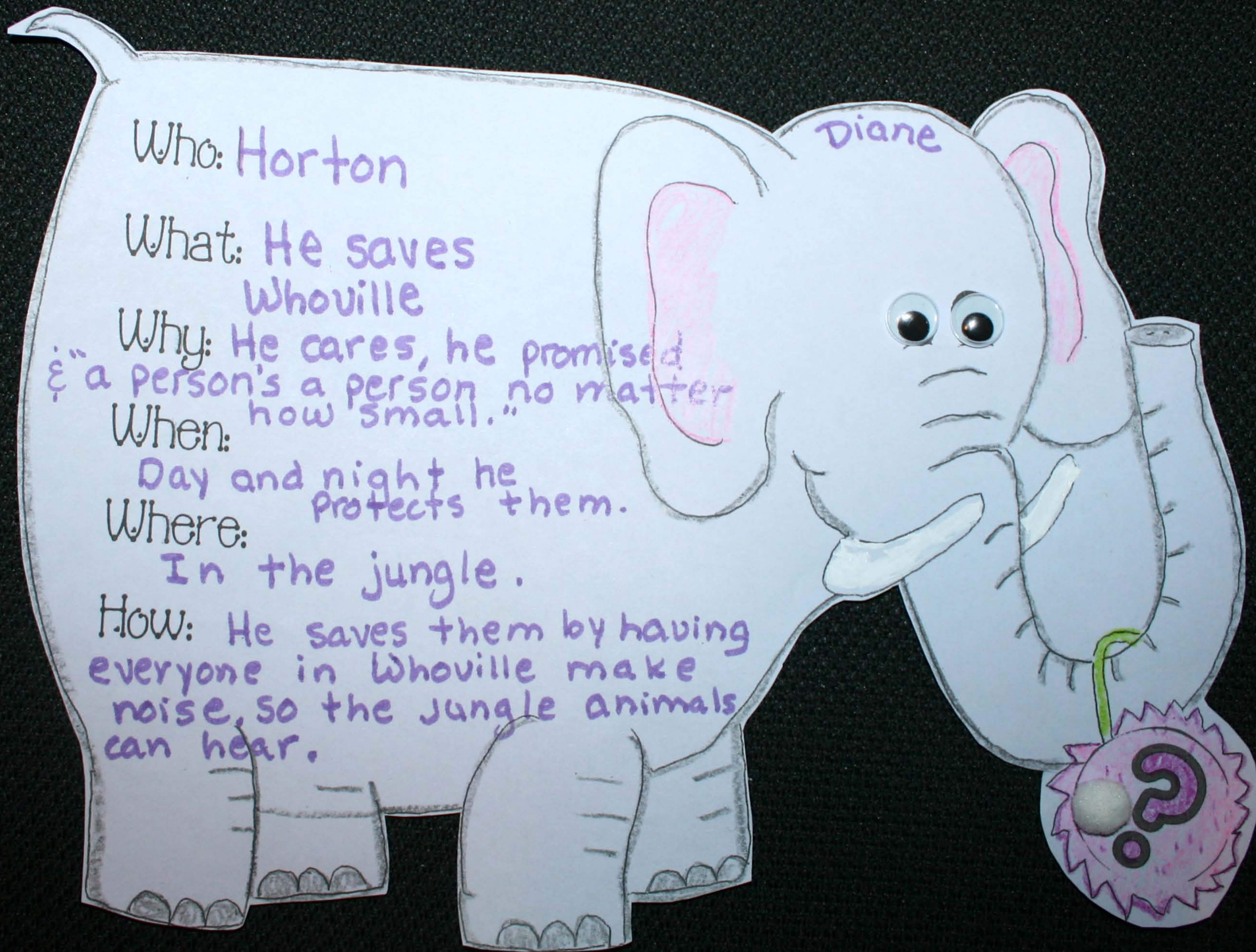
Day and night he
protects them.

Where:

In the jungle.

How: He saves them by having
everyone in Whoville make
noise, so the jungle animals
can hear.

Diane





Don't forget to READ!

Remember to READ!

You don't have to put the little "reminder" strip in the top right hand corner, or tie a ribbon or yarn bow on Elmer's trunk, but since "Elephants never forget." I thought they added some extra pizzazz, and my students enjoyed doing this.

I had my students complete the prompt: "Reading colors me _____." but you could skip the speech bubble, or give your kiddos a different prompt. Possibly advice from an elephant...

Because I knew my students would ask, I wanted to know if this colloquialism was true. After reading a variety of articles, I found some wonderful scientific research that does show that elephants have outstanding memories. One of my favorite articles can be found here:

<http://mentalfloss.com/article/52381/it-true-elephants-never-forget>

Reading
colors
smart.
me
Kyd




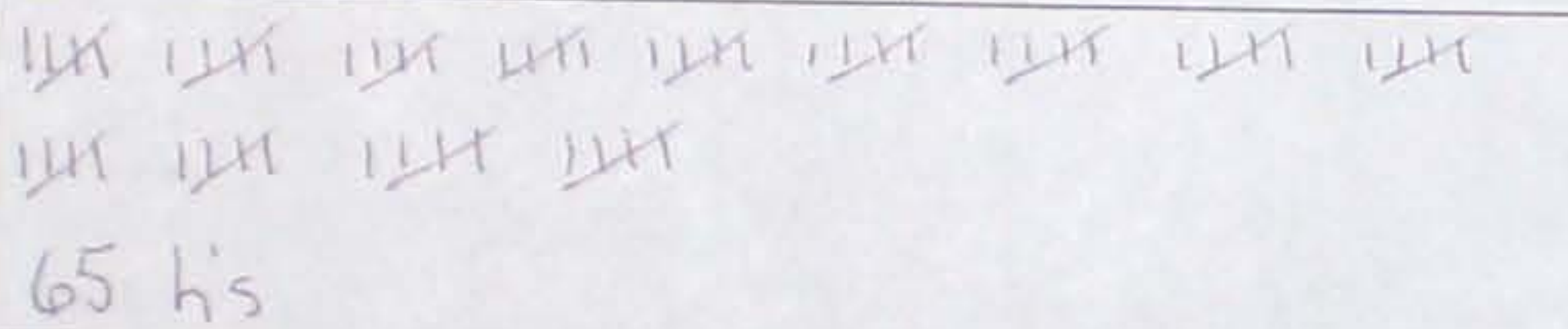
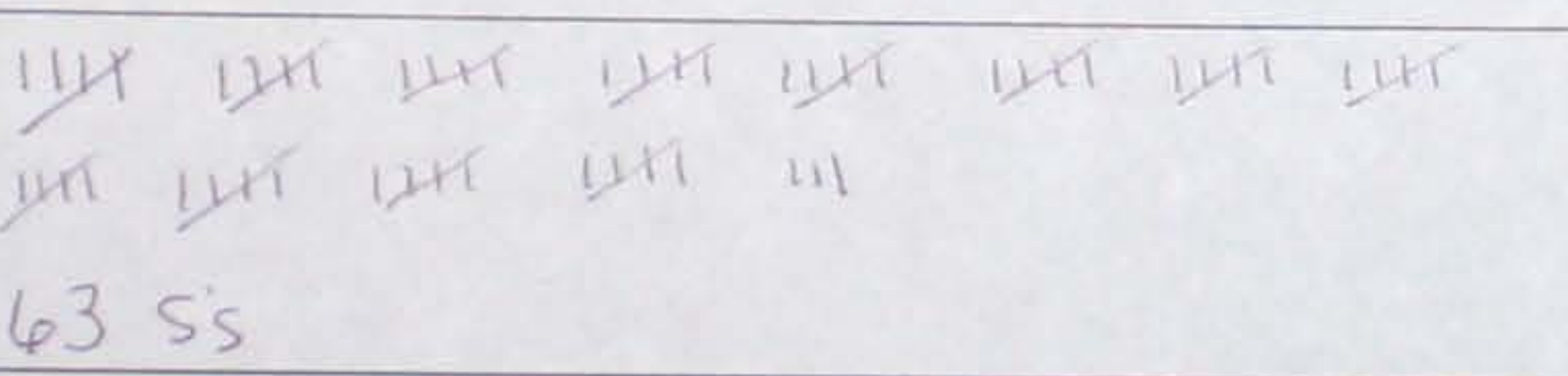

Don't forget to read!



Tally Time

After you have circled all the letters, make a tally mark.

It is quicker to go through 1 sentence the same time, rather than to look for the h's etc.

| | | |
|-----------------------------------|--|-----|
| Letter e |  | 157 |
| Letter h |  | 65 |
| Letter s |  | 63 |
| Letter w |  | 11 |
| Grand total of all of the letters | 296 letters in all. | 296 |

Any surprises?

Yes. I thought there would be more S's than H's.

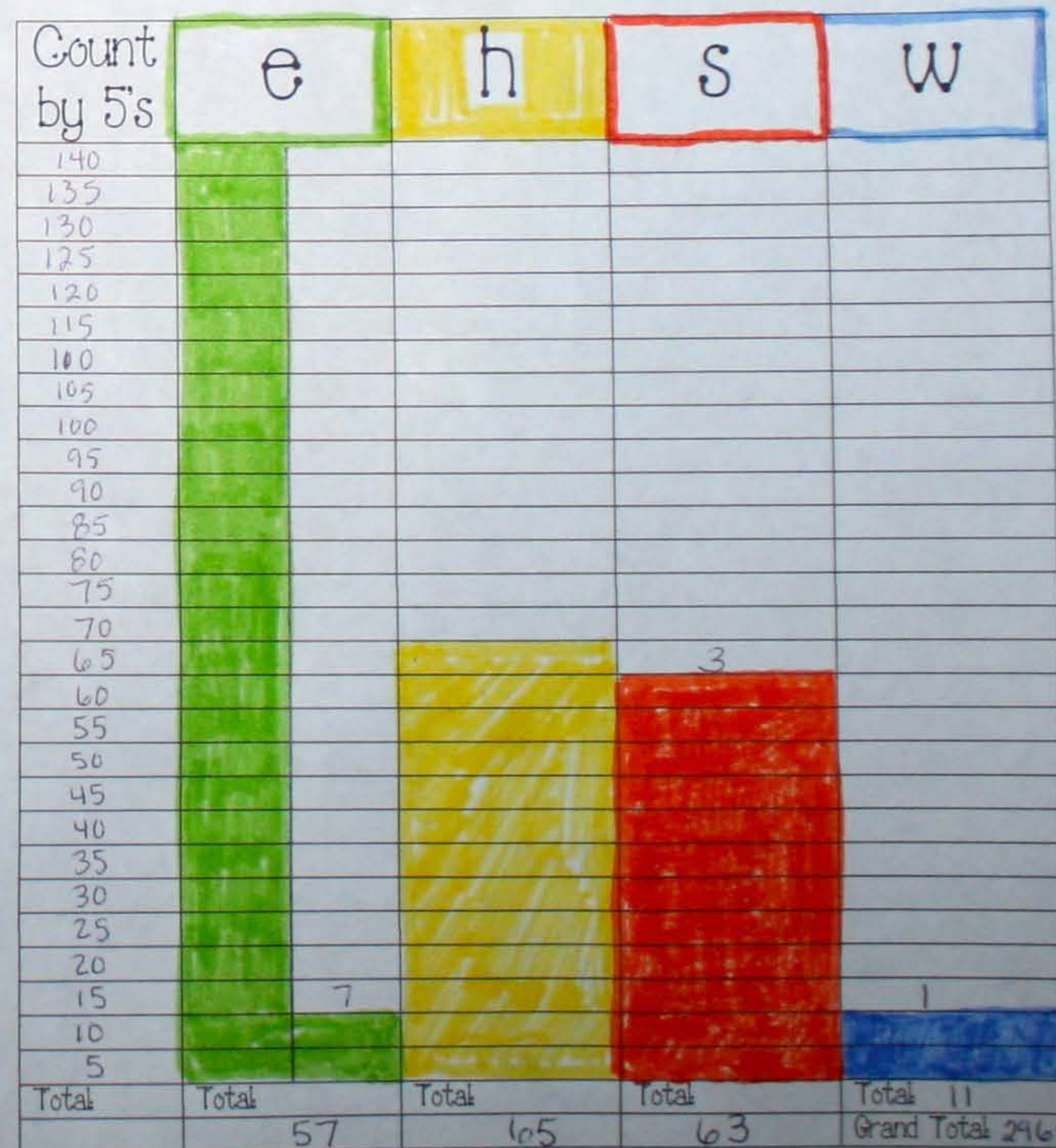
Graphing Time


Prediction: I think I will find more e's and that letter w will be the least number of letters found.

Reality: I found the most e and the least amount of w's.

How many of each of the following letters did you find?

Color ONE box for every FIVE that you found. On the top box, put any remaining, i.e. if you found 12 W's you'd color in 2 boxes and put the number 2 in the top box above those colored boxes.





Malina
did sweet work
for our
Horton activities.

the kangaroo is mean to horton

the whos are on a speck of dust

oh no the eagle takes the clover

yay horton finds his clover

do you hear anything

the monkeys are not nice

hooray horton saves whoville

does the mayor help

horton has an idea

what color is horton

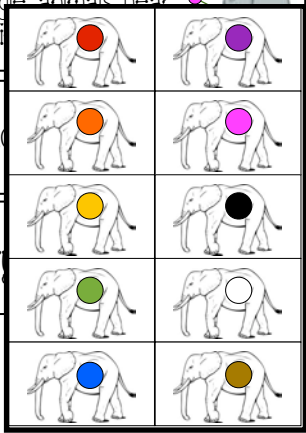
horton hears a who

they live in whoville

can the jungle animals hear the people

who

ok every




Question Words For:
Horton Hears A Who

Who: When:

What: Why:

Where: How:

I read "Horton Hears a Who" today!
Ask me to retell the story to you.



Graphing Time

Which elephant do you like better?

| Horton | Elmer |
|--------|-------|
| | |
| | |
| | |
| | |
| | |
| | |
| | |
| | |
| | |
| | |

Graphing Time

Which story do you like better?

| Horton Hears A Who! | Elmer Fudd |
|---------------------|------------|
| | |
| | |
| | |
| | |
| | |
| | |
| | |
| | |
| | |
| | |

Think up 6 words that describe a who or whoville.
Write the words inside the clover flower that Horton found.
Color the flowers and draw a green stem, so that it looks like Horton is holding them with his trunk.

| | |
|--------|--------|
| red | orange |
| yellow | green |
| blue | purple |
| pink | black |
| brown | white |

Think up 6 words that describe a who or whoville.
Write the words inside the clover flower that Horton found.
Color the flowers and draw a green stem, so that it looks like Horton is holding them with his trunk.



Real Elephants Elmer




Real Elephants Horton


New Words From Horton

Graphing Time

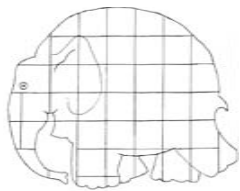
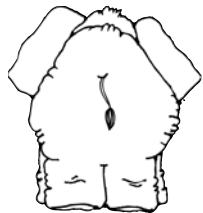
How many times did you gain a color?

| red | orange | yellow | green | blue | purple | pink | black | white | brown |
|-----|--------|--------|-------|------|--------|------|-------|-------|-------|
| | | | | | | | | | |
| | | | | | | | | | |
| | | | | | | | | | |
| | | | | | | | | | |
| | | | | | | | | | |
| | | | | | | | | | |
| | | | | | | | | | |
| | | | | | | | | | |
| | | | | | | | | | |
| | | | | | | | | | |

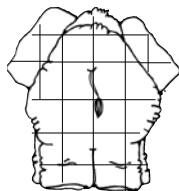




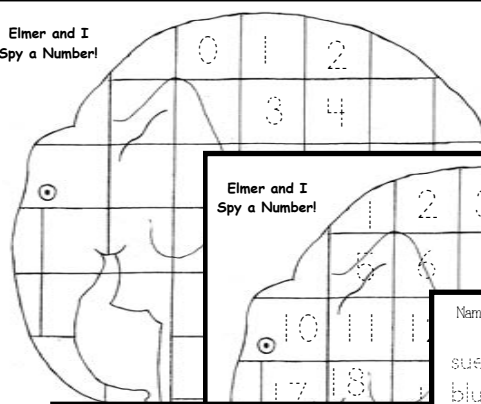
From beginning
to end,
we read
Horton Hears
A Who,
by Dr. Seuss
today.
Ask me to tell
you about it.



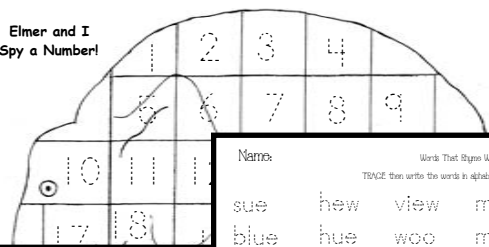
From beginning
to end,
we read
Elmer
the Elephant
by
David McKee.
Ask me to tell
you about it.



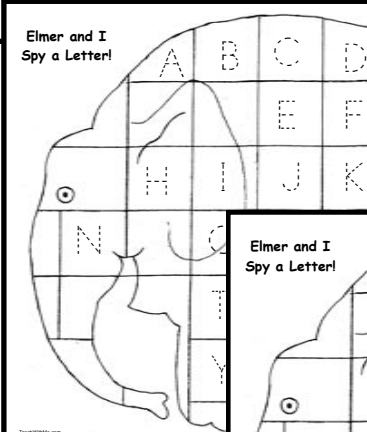
Elmer and I
Spy a Number!



Elmer and I
Spy a Number!



Elmer and I
Spy a Letter!



Elmer and I
Spy a Letter!




Name: _____

Words That Rhyme With Who
TRACE: Now write the words in alphabetical order.

| | | | |
|--------|------|------|---------|
| sue | hew | view | moo |
| blue | hue | woo | mew |
| who | new | clue | shoe |
| two | pew | you | threw |
| zoo | glue | crew | coo |
| cue | do | flu | few |
| drew | stew | chew | through |
| whew | boo | dew | debut |
| flew | anew | due | shampoo |
| grew | true | rue | accrue |
| kazoo | yew | gnu | |
| review | goo | knew | |

Teacher's Pet

chessmilk.com



Horton ...

can

Has



Is

Elmer ...

can

Has



Is

Elephants ...


can

Have



Are

Ee is for elephant and ...



Tally Time

After you have circled all of the letters, count each letter and make a tally mark.

It is quicker to go through 1 sentence and tally each letter at the same time, rather than to look for and count 'E' the 'e's and then the 'I's etc.

Letter e

Letter h


Letter s

Letter w

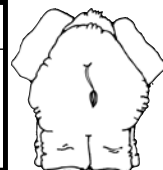
Grand total of all of the letters

Any surprises?

What was the
problem
in the story?



In the end, what was the
solution in the story?



Titles

I can retell a story!



Beginning




Middle



End

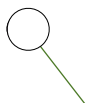
My Color Itty Bitty
Word Card
Booklet



Characters:



Setting:



Events:

Tiny Tweets From:
dollardoodles.com



If you liked this Seuss-themed resource,
you may also like these as well.

Diane

Seuss Writing Prompt Craftivity



Diane Henderson

"Cent-sational" Seuss Coin Craftivity



Diane Henderson

The Cat's AT Family Hat

Pat, the fat
brown cat,
sat on a flat
red mat, with
a little
black
bat.

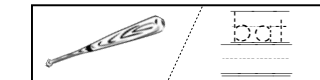


chat

My
itty Bitty Book Of
at Family Words



Diane Henderson

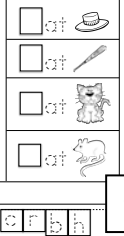


bat



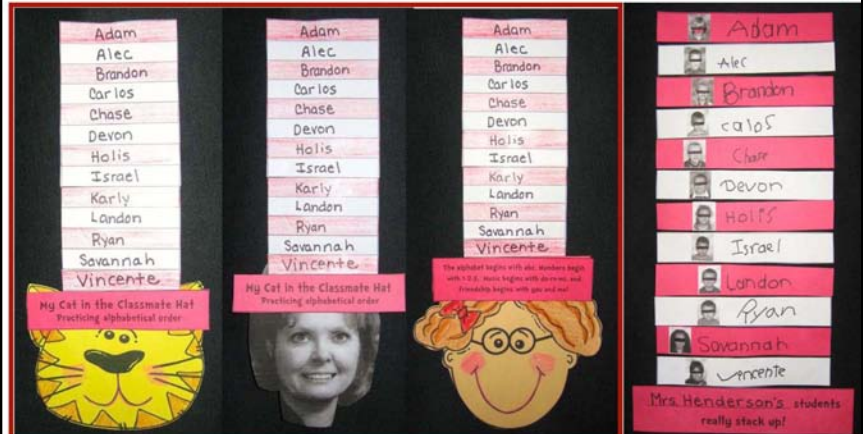
rat

cat



My Cat Pat

Seuss-Inspired Classmate Hat




Diane Henderson

Alphabetizing Exam, Bulletin Board & Craftivity

Credits Credits Credits

Designing stuff for TpT, is extra fun because of the awesome clip art & fonts that I use from these talented artists.





Thank you so much for buying this product.

I truly hope you'll love this item & that it will make your life easier & teaching more fun!

To my loyal followers: I promise to post at least one FREEBIE each month that will hopefully knock-your-socks-off.

Please take a moment to leave feedback to earn valuable points, which equal money for future TPT purchases! Woo hoo.

If for any reason you're unhappy, please email me at:
dianetpt@gmail.com

Blessings,

Diane



Terms of Use: All rights reserved. No part of this publication may be reproduced, distributed, or transmitted in any form or by any means, including photocopying, recording, or other electronic or mechanical methods, without the prior written permission of the publisher: dianetpt@gmail.com

This resource is for one personal classroom use by a single teacher. Duplication for an entire school, or commercial purposes is strictly forbidden, without written permission from the author. To share this resource with more than one teacher, would you please refer them to my store.

Copying any part of this product and placing it on the internet in any form, even for personal/classroom use, blog or website, is strictly forbidden and is a violation of the Digital Millennium Copyright Act (DMCA). These items can be picked up in a Google search, and traced back to the publishing site.

Copyright 2015 by Diane Henderson of TeachWithMe.com