



Gingerbread Man Literacy Packet


Characters:



Setting:





Events:




We read
The
Gingerbread
Man
story today.

Ask me to tell
you about it.



Riddle:
Why did the gingerbread
cookies go to the hospital?

My gingerbread man **ran**
out of **a gingerbread house**
and was chased by **a fox**.



Which ending of the story
do you like best?



door

ran

ate



Story
Sequencing
For The
Gingerbread
Man



Diane Henderson





Why did the gingerbread man run away?

Why didn't he swim across the river?

Could



What do you think will happen to the gingerbread cookie when we put it in water?




What happened to the gingerbread cookie when we put it in water?



Were you right?



Story
Sequencing
For The
Gingerbread
Man



Name: _____

I CAN read these words!

Trace and then write the words.

an _____

pan _____

ban _____

plan _____

can _____

ran _____

clan _____

Stan _____


Dan _____

fan _____

fan _____

van _____

man _____





I can catch the gingerbread man!
Here's how:



Jumped out of the
oven



Ran out of the
house



pig



cow



horse



Ran into the
fox



Gets eaten
by the
fox



Gets away
from the
fox

an	ban
can	Dan
fan	man
pan	
ran	



old
lady



old
man



Kind Run so that
you can't catch
him. It's the
gingerbread man!



b

m

an

r

t

v

The Gingerbread Man
Ran As Fast As He Could
But We Caught Him
Like We Knew We Would!



Taking A Bite Out Of Literacy
A Class Book By:



My gingerbread man _____
out of _____
and was chased by _____


My name is _____.

I bit off the gingerbread man's

I _____ the taste of
gingerbread. (like, don't like)

Draw a picture of how your gingerbread man looks after your first bite.

Gingerbread On The Run
A Class Book By:



My gingerbread man **ran**
out of **a gingerbread house**
and was chased by **a fox**.



Characters:



Setting:




Events:



Problem:



Solution:



Moral:



Riddle:

Why did the gingerbread
cookies go to the hospital?

Use your 5 senses to write 5 sentences about a gingerbread man.



Gingerbread



Gingerbread



see



hear



smell



taste



touch






The gingerbread man is golden brown with black raisin eyes.

I hear the squirt of the frosting, as it's squeezed from the tube to decorate the gingerbread man.

I smell yummy cinnamon and cloves, as the gingerbread cookies bake.

I taste a delicious gingerbread cookie.

The gingerbread cookies feel warm and soft.



Clip art by djinkers.com

Clip art by djinkers.com

Draw a picture of your gingerbread cookie.
Use 5 adjectives to describe it.

Gingerbread Descriptive Writing Worksheets

Draw a picture of your gingerbread cookie.
Use 5 adjectives to describe it.

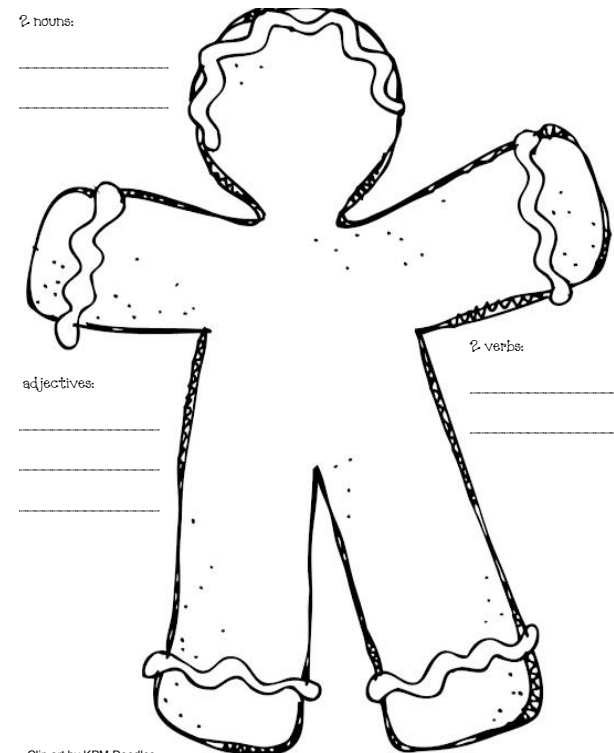


yummy
brown
crunchy
cute
frosted

2 nouns:

adjectives:

2 verbs:



Clip art by KPM Doodles

Which ending of the story
do you like best?



The gingerbread
man escapes!



The fox eats him!

Total:

<
>
=

Total:

<
>
=

Which ending of the story
do you like best?



The gingerbread
man escapes!



The fox eats him!

Total:

<
>
=

Total:

<
>
=

- To practice data collection, analysis and tally marks, give students the black and white worksheet.
- Set a timer for students to go around the room and interview their classmates.
- They put a tally mark in the appropriate section.
- You may want to give them a class list so they can check off their classmates.
- Children count by 5's and total up each section, then circle the greater than, less than, or equal symbol which matches their results.
- Gather children together under your whiteboard and complete the full color graph.
- Remind children that they cannot change their answer or they will mess up the results.
- Students compare their results with the whole group graph.

Comparing and Contrasting 2 Characters



Me:

The Gingerbread man:



Comparing and Contrasting 2 Characters



The gingerbread man:

The fox:



Comparing and Contrasting 2 Things



Gingerbread cookies:

Another kind of cookie:

Comparing and Contrasting 2 Stories

The Gingerbread Man

Gingerbread Baby




Different:

Same:

Different:


Rhyme Time!

50 Words
That Rhyme With
Gingerbread



ahead
arrowhead
bed
bedspread
bled
bobsled
bred
bullhead
cornbread
dead
dread
egghead
embed
farmstead
fed
fled
head
homestead
imbed
infrared
instead
lead
led
letterhead
masthead

med
misled
newlywed
overhead
read
red
retread
riverbed
said
seabed
shed
shred
skinhead
sled
spearhead
spread
stead
ted
thoroughbred
thread
tread
watershed
wed
widespread
woodshed



Words that rhyme with
gingerbread:



Tiny Tweets From:
dollardoodles.com

If you liked this Christmas resource
you may also like these as well.

Diane

Click on the pix.

Wanted: Elf Help A Class Book Writing Prompt

Congratulations!
You're hired!
is officially an elf helper for Santa!
Date: _____
Signed: _____

WANTED
Seasonal Elf Help
Send Home to Santa, Christmas Lane North Pole

WANTED
Elf Help
at Class Book
By: _____

I'm an official elf helper for Santa!
Dear Santa, I am helping in your WANTED poster.
I hope I would make a great elf helper because...

I'm an official elf helper for Santa!
Diane Henderson

Counting Down To Christmas Craftivities

Counting Down To Christmas Folder

Light Them Up! Countdown To Christmas

Merry Christmas! Merry Christmas! Merry Christmas! Merry Christmas! Merry Christmas! Merry Christmas!

Diane Henderson

Lunch Bag Gingerbread House Craftivity

Instructions for making a gingerbread house lunch bag.

Diane Henderson

Little Elf 5 Senses Emergent Reader

Little Elf
5 Senses Emergent Reader
By: _____

Little Elf what do you taste? Gingerbread cookies. Let us eat some with hearts.

cookies

I also taste...

Little Elf what do you smell? Peppermint candy and pine as well.

candy

candy

I also smell...


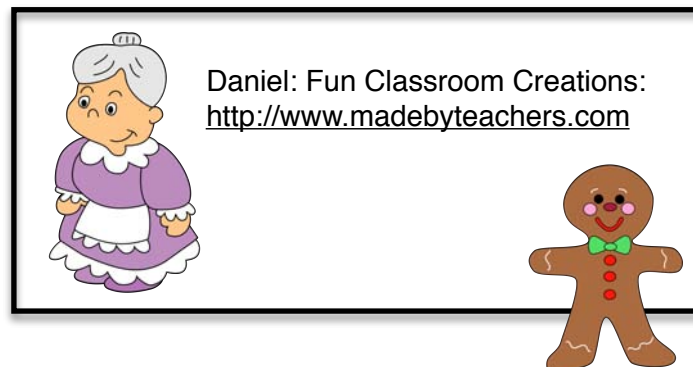
hot

chocolate.

Diane Henderson

Credits Credits Credits

Designing stuff for TpT, is extra fun because of the awesome clip art & fonts that I use from these talented artists.





Thank you so much for buying this product.

I truly hope you'll love this item & that it will make your life easier & teaching more fun!

To my loyal followers: I promise to post at least one FREEBIE each month that will hopefully knock-your-socks-off.

Please take a moment to leave feedback to earn valuable points, which equal money for future TPT purchases! Woo hoo.

If for any reason you're unhappy, please email me at: dianetpt@gmail.com

Blessings,

Diane



Terms of Use: All rights reserved. No part of this publication may be reproduced, distributed, or transmitted in any form or by any means, including photocopying, recording, or other electronic or mechanical methods, without the prior written permission of the publisher: dianetpt@gmail.com

This resource is for one personal classroom use by a single teacher. Duplication for an entire school, or commercial purposes is strictly forbidden, without written permission from the author. To share this resource with more than one teacher, would you please refer them to my store.

Copying any part of this product and placing it on the internet in any form, even for personal/classroom use, blog or website, is strictly forbidden and is a violation of the Digital Millennium Copyright Act (DMCA). These items can be picked up in a Google search, and traced back to the publishing site.

Copyright 2015 by Diane Henderson of TeachWithMe.com