


circle



oval



triangle



square



rectangle



pentagon



Leaf Matching Shape Game.

Print, laminate, trim.


Students place the shape tile on to the
matching leaf.


TeachWithme.com

Pumpkin clip art by djinkers.com




Print off on a variety of colors of construction paper. Laminate & trim. Students place a shape tile on the matching shape leaf card. Children can also use the tiles for patterning.

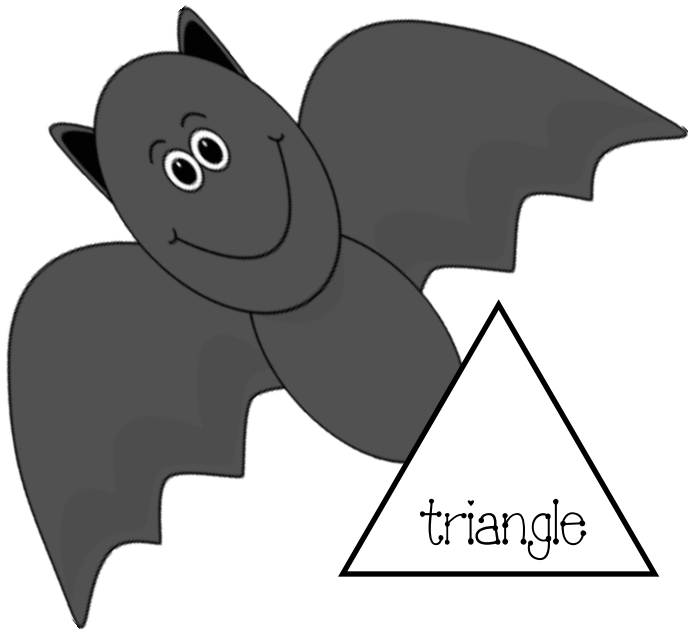




circle



oval



triangle




square



rectangle



pentagon









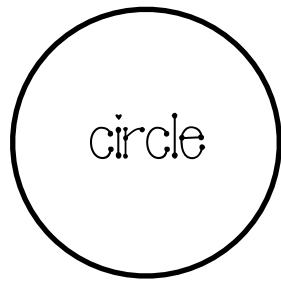
Bat Matching Shape Game.

Print, laminate, trim.
Students place the shape tile on to the
matching bat.

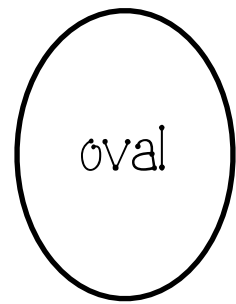

TeachWithme.com

Bat clip art by Laura Strickland

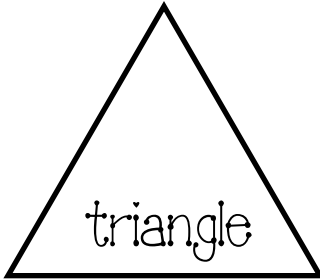




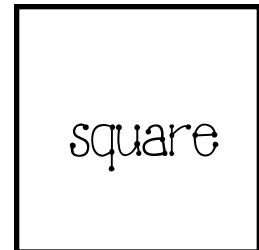

circle



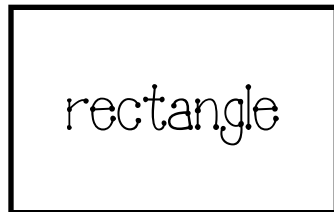

oval




triangle




square



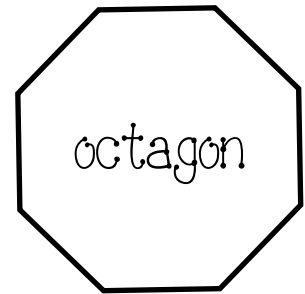



rectangle



pentagon










Spider Matching Shape Game.




Print, laminate, trim.

Students place the shape tile on to the
matching spider card.





TeachWithMe.com

Spider clip art by Laura Strickland












1-to-1 correspondence. Print, laminate and trim. Students match the shape tile to the matching owl. Make extra sets to play a Memory Match game, or "I Have; Who Has?" cTeachWithMe.com









1-to-1 correspondence. Print, laminate and trim. Students match the shape tile to the matching owl. Make extra sets to play a Memory Match game, or "I Have; Who Has?" cTeachWithMe.com




1-to-1 correspondence. Print, laminate and trim. Students match the shape tile to the matching owl. Make extra sets to play a Memory Match game, or "I Have; Who Has?" cTeachWithMe.com





1-to-1 correspondence. Print, laminate and trim. Students match the shape tile to the matching turkey. Make extra sets to play a Memory Match game, or "I Have; Who Has?"
cTeachWithMe.com



1-to-1 correspondence. Print, laminate and trim. Students match the shape tile to the matching turkey. Make extra sets to play a Memory Match game, or "I Have; Who Has?"
cTeachWithMe.com