

Halloween Colors

An October color Word Booklet

By: _____



the moon is yellow

yellow

yellow



that monster is green


green

green

these bats are purple

purple

purple



this treat bag is blue

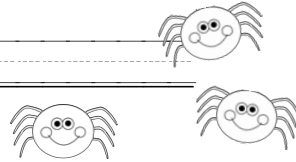
blue

blue

those spiders are black

black


black



i see a pink cat

pink

pink



he sees a white ghost

white

white

they see a brown owl

brown

brown



she sees a red ladybug costume


red

red

we see orange pumpkins


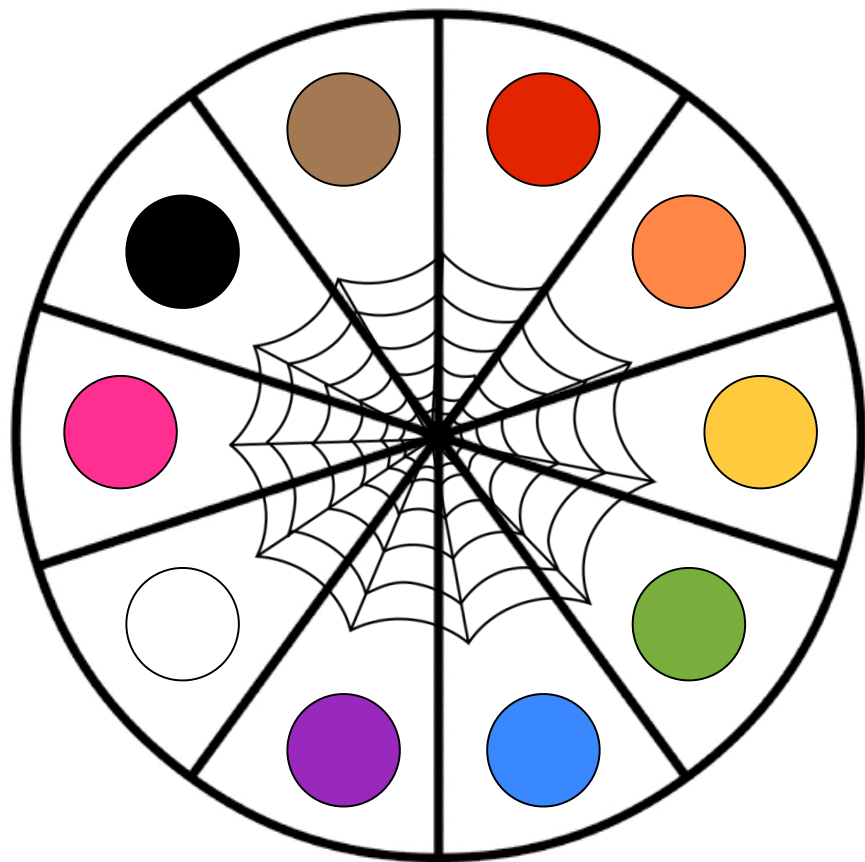
orange

orange




Clip art by mycutegraphics.com

Common Core Halloween Color Booklet



Reinforcing Colors
Halloween
Spinner Game



Halloween Colors

An October color Word Booklet

By: _____



Directions:

Read the sentence.

Correct the letters that need to be capitalized.

Add end punctuation.


Trace and write the color words in their matching color.

Color each color word and picture in the matching color.

the moon is yellow

yellow

yellow



that monster is green


green

green

these bats are purple

purple

purple



this treat bag is blue

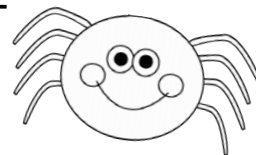
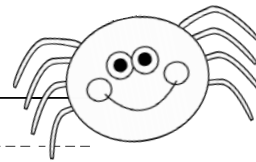

blue

blue

those spiders are black

black


black



i see a pink cat

pink


pink



he sees a white ghost

white


white



they see a brown owl

brown

brown



she sees a red ladybug costume


red

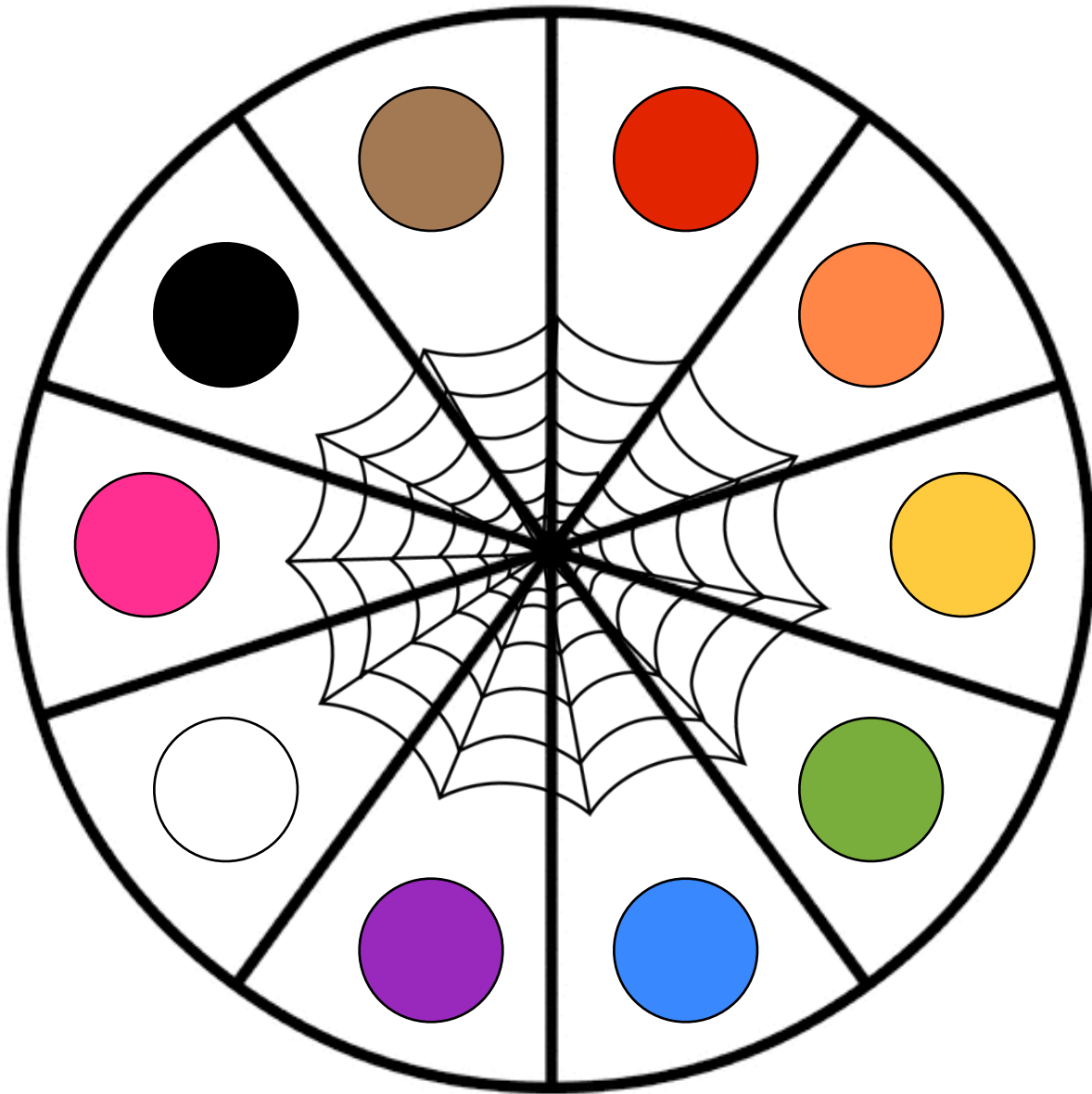
red

we see orange pumpkins

orange

orange

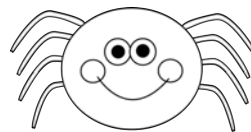















Caught In A Web Of Learning Spin To Win Halloween Color Game











Print; laminate; trim. Poke a hole in the center. Attach a large paperclip with a brass brad. Children choose a partner and take turns spinning. The first one to color all of the objects on their web is the winner. Children need to remember the item in their booklet that was that color. i.e. if the spinner lands on the pink dot, they color the cat pink; if it lands on the orange, they color the pumpkin etc. You can use the game as a tool to test comprehension, or hang up the poster to assist them.





Graphing Favorite Colors

Total:

red 														
orange 														
yellow 														
green 														
blue 														
purple 														
pink 														
white 														
black 														
brown 														

___Tot

___Tot

___Tot

___Tot

___Tot

___Tot

___Tot


___Tot

___Tot

___Tot

Name: _____

Color each pumpkin a different color. (Using all of the colors featured in the booklet.) Trace the color words with their matching color, then match the pumpkin to their color word. Use the same color when you match. i.e. if you are matching the black pumpkin with the word black, use a black crayon.



red

orange

yellow

green

blue

purple

pink

black

white

brown