

Feature Creatures
Plus One Teacher
A Class Alphabet Book By




Dd

I'm the teacher and this is my letter and creature.

Dd is for dinglebean.

He's mean and green and thinks he's keen. He's been to Dabaleen and all the places in between, like Dahli, Doozle, and Ditthereen.



_____ is for _____

Aa	Bb	Cc	Dd
-----------	-----------	-----------	-----------

Feature Creatures

Plus One Teacher

A Class Alphabet Book


By

Handwriting practice lines consisting of four sets of three horizontal lines (top, dashed middle, bottom) for writing.




Feature Creatures Plus One Teacher A Class Alphabet Book By





_____ **is for** _____.



I'm the teacher and this is my letter and creature.

_____ **is for** _____.

Dd

I'm the teacher and this is my letter and creature.

Dd is for dinglebean.

He's mean and green and thinks he's keen. He's been to Dabaleen and all the places in between, like Dahli, Doozle, and Ditthereen.



Aa	Bb	Cc	Dd	Ee
Ff	Gg	Hh	Ii	Jj
Kk	Ll	Mm	Nn	Oo
Pp	Qq	Rr	Ss	Tt
Uu	Vv	Ww	Xx	Yy

Zz

Print and trim.

Toss into a Seuss hat.

Students pick a letter card and glue it to their page.

They Write the upper and lowercase letter on the blank and then think up a creature that starts with that letter and write the name in the blank.

This should NOT be a real creature like Zz is for Zebra.

They need to use their imagination and think up a silly creature just like Dr. Seuss does.

After they write the name they complete the sentence with something about the creature.

Encourage older students to use rhyme.

Another sentence should follow with some tongue-twisting alliteration to make things more "Seussical."

Zz is for a Zigglewag who likes to play wiggle tag.

He eats zinnias, zingles and zag, all of which make me personally gag.