

cTeachWithMe.com



Trace and then write the words.

first _____

second _____


third _____

fourth _____

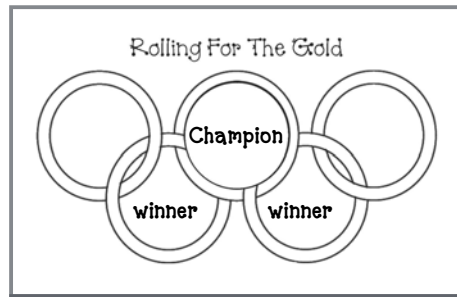
fifth _____

winner _____

Rolling For The Gold



cTeachWithMe.com



**Olympic
Ordinal Numbers
Dice Game**

blue

black

red

1st
first

3rd
third

5th
fifth


2nd
second

4th
fourth

yellow

green

Rolling For The Gold




Directions:


- Pick a partner.
- Take turns rolling the dice.
- If you roll a 1 color the 1st ring blue.
- If you roll a 2 color the 2nd ring yellow.
- If you roll a 3 color the 3rd ring black.
- If you roll a 4 color the 4th ring green.
- If you roll a 5 color the 5th ring red.
- If you roll a 6 you lose your turn.
- The 1st one to color all of their rings wins the game.

Teachers could award a plastic gold coin, a gold star sticker etc.


Rolling For The Gold



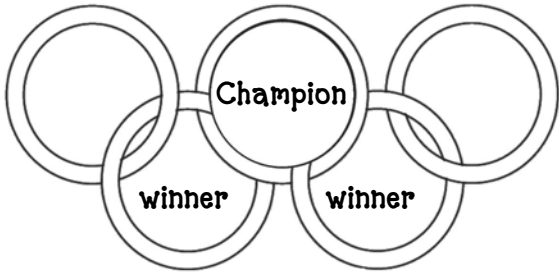
Rolling For The Gold



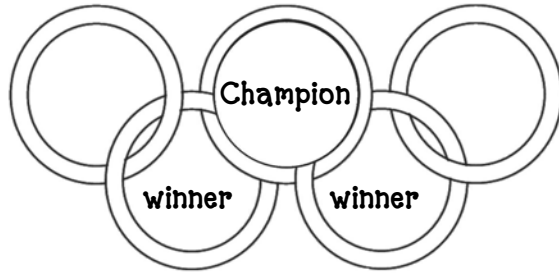
Rolling For The Gold



Rolling For The Gold

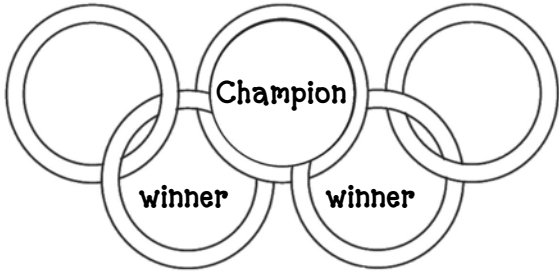


Rolling For The Gold

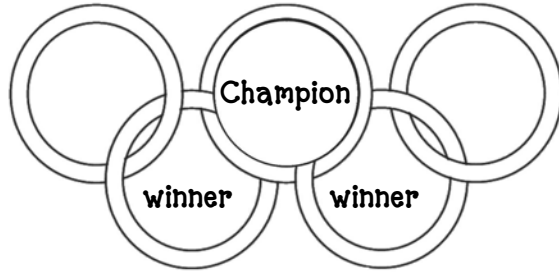


Print and pass out to the winners of the game. You could also give them some gold star stickers to place inside the rings.

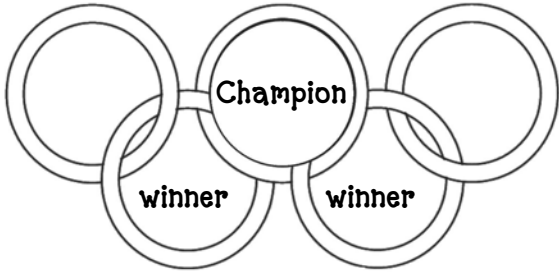
Rolling For The Gold



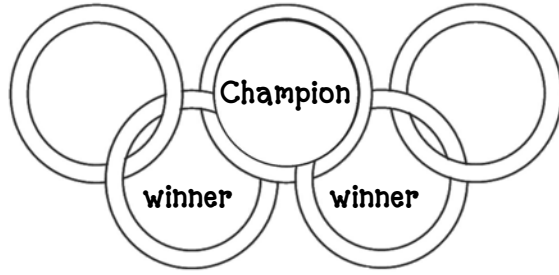
Rolling For The Gold



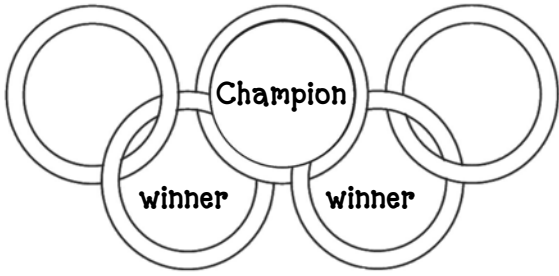
Rolling For The Gold



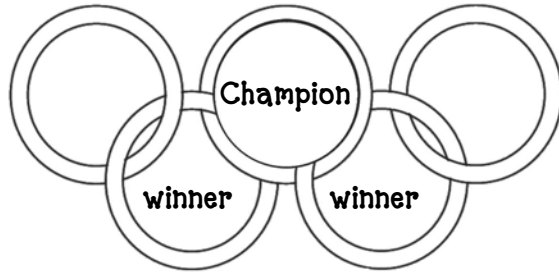
Rolling For The Gold



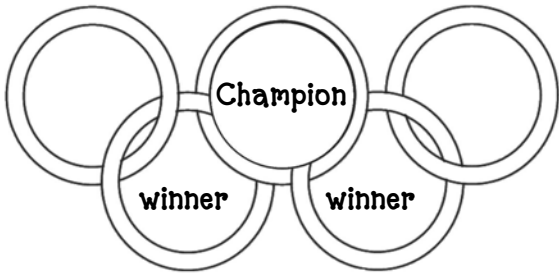
Rolling For The Gold



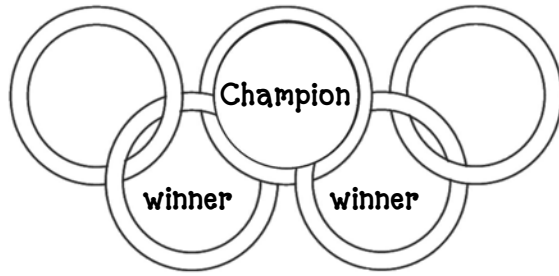
Rolling For The Gold




Rolling For The Gold




Rolling For The Gold



Rolling For The Gold




Rolling For The Gold




Print and pass out to the participants.


Rolling For The Gold




Rolling For The Gold




Rolling For The Gold




Rolling For The Gold




Rolling For The Gold




Rolling For The Gold



Rolling For The Gold



Rolling For The Gold





Trace and then write the words.

first

second

third

fourth

fifth

winner

