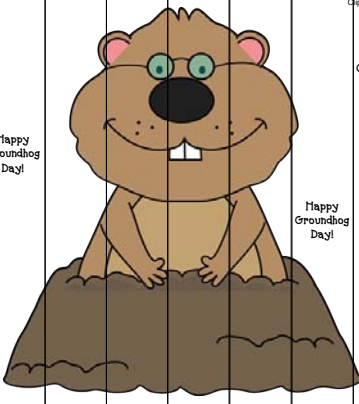






1	2	3	4	5	6	7	8	9	10
 <p>Happy Groundhog Day!</p>									


10	9	8	7	6	5	4	3	2	1
 <p>Happy Groundhog Day!</p>									

10	20	30	40	50	60	70	80	90	100
 <p>Phil did NOT see his shadow!</p> <p>Yay! Spring will soon be here!</p>									

1	2	3	4	5	6	7	8	9	10
 <p>Will Phil see his shadow?</p> <p>Will Phil's shadow not appear?</p>									

10	9	8	7	6	5	4	3	2	1
									

10	20	30	40	50	60	70	80	90	100
 <p>Phil saw his shadow!</p> <p>Six more weeks of winter!</p>									

1	2	3	4	5	6	7	8	9	10
 <p>Will Phil spy his shadow?</p> <p>Will Phil spy his shadow?</p> <p>Will Phil spy his shadow?</p>									



Happy Groundhog Day Puzzles





Groundhog Day Number Puzzle Directions

A quick, easy and fun way to get your kiddo's sequencing numbers is via a number puzzle. I've included puzzles that count by 1's to 10, counting backwards from 10 to 1 and skip counting by 10's to 100.

One of my Y5 report card standards was to be able to put a puzzle together, so this was especially beneficial.

Print off the puzzles on construction paper, or card stock, laminate and trim. Keep each puzzle in its own Ziplock Baggie.

Pass them out to your students and set a timer. See who can complete their puzzle the fastest.

When they are done with one, they may exchange theirs with another student who has a different one.

You can use these each year, or skip the lamination and give each child a puzzle to take home. They can cut their own strips, mess them up and put them together.

For an interesting "craftivity" have students cut and glue their puzzle to a sheet of construction paper. Remind them to leave a little bit of a gap between each section for an especially cool effect.

You can also make a puzzle flip booklet. Choose 3 puzzles and staple them onto the number template in a mixed up fashion. Student decide which puzzle they want to "flip and find" and turn over those pages 'til their puzzle is complete.

1

2

3

4

5

6

7

8

9

10

Clip Art By mycutegraphics.com



Happy Groundhog Day!

10

9

8

7

6

5

4

3

2

1

Clip Art By mycutegraphics.com

Happy
Groundhog
Day!

Happy
Groundhog
Day!

Happy
Groundhog
Day!

Happy
Groundhog
Day!

Happy
Groundhog
Day!

Happy
Groundhog
Day!



1

2

3

4

5

6

7

8


9

10

Will Phil
spy his
shadow?

Will Phil
spy his
shadow?

Will Phil
spy his
shadow?



Will Phil
spy his
shadow?

Will Phil
spy his
shadow?

1

2

3

4

5

6

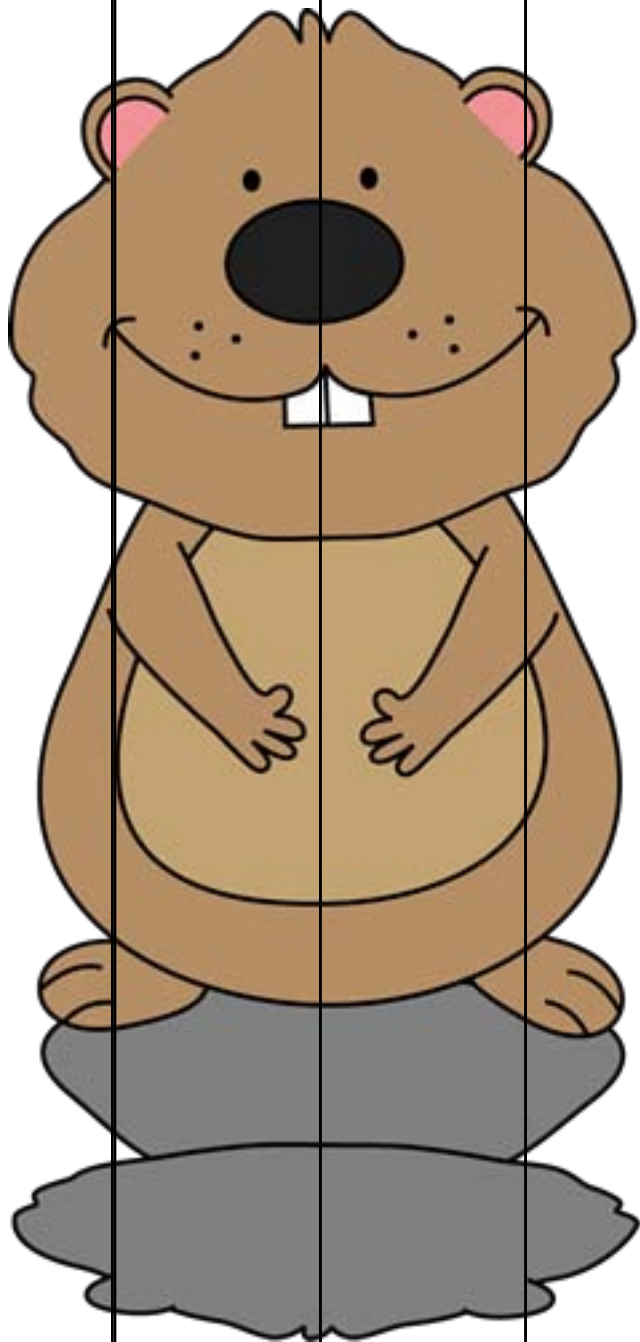
7

8


9

10

Will Phil see his shadow?




Will Phil's shadow not appear?



10 20 30 40 50 60 70 80 90 100

Phil
saw his
shadow!



Six
more
weeks
of
winter!


10 20 30 40 50 60 70 80 90 100

Phil
did NOT
see his
shadow!



Yay!
Spring
will
soon
be here!

10 9 8 7 6 5 4 3 2 1



10

9

8

7

6

5

4

3

2

1

10

20

30

40

50

60

70

80

90

100