



1

one



2

two



3

three



4

four



5

five



6

six



7

seven



8

eight



19

nineteen



20



twenty



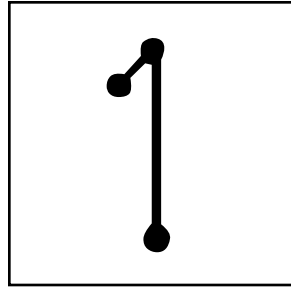

Let's Count
To 10





Let's Count
To 20




Mitten Number Card Packet



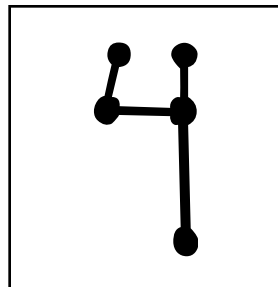
one



two

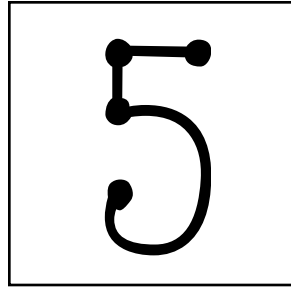


three




four

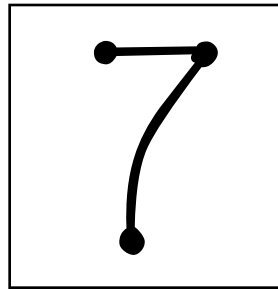
Print; laminate & trim. Use for flashcards, pocket cards, your word wall or cut up and make puzzles, use for Memory Match and "I Have; Who Has?" games.




five



six




seven




eight


Print; laminate & trim. Use for flashcards, pocket cards, your word wall or cut up and make puzzles, use for Memory Match and "I Have; Who Has?" games.




nine



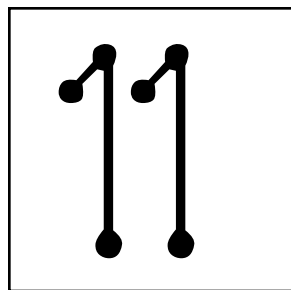

ten



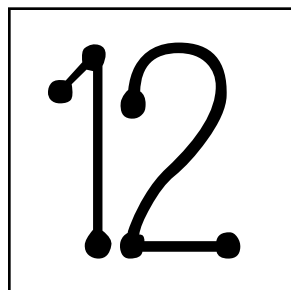

zero



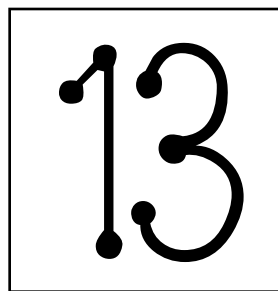

Print; laminate & trim. Use for flashcards, pocket cards, your word wall or cut up and make puzzles, use for Memory Match and "I Have; Who Has?" games.



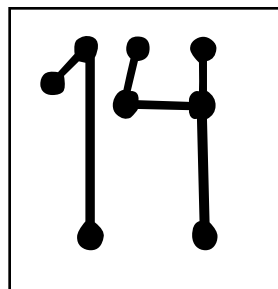

eleven



twelve



thirteen



fourteen



Print; laminate & trim. Use for flashcards, pocket cards, your word wall or cut up and make puzzles, use for Memory Match and "I Have; Who Has?" games.

Clip art by Laura Strickland at: mycutegraphics.com

TeachWithMe.com




15

fifteen



16

sixteen



17

seventeen



18

eighteen



Print; laminate & trim. Use for flashcards, pocket cards, your word wall or cut up and make puzzles, use for Memory Match and "I Have; Who Has?" games.

Clip art by Laura Strickland at: mycutegraphics.com

TeachWithMe.com



19




nineteen



20



twenty



Let's Count
To 10




Let's Count
To 20

Print; laminate & trim. Use for flashcards, pocket cards, your word wall or cut up and make puzzles, use for Memory Match and "I Have; Who Has?" games. I've also included 2 covers so your students can make an "Itty Bitty" counting booklet.

Clip art by Laura Strickland at: mycutegraphics.com

TeachWithMe.com



Print, laminate trim. Students use to make pairs, sort, count, pattern and make groups/sets to match the number cards.



Count to 20 with the snowman.

Trace and then write the numbers.

1 2 3 4 5 6 7 8 9 10 11

12 13 14 15 16 17 18 19

20



Count to 20 with the snowman.

Trace and then write the numbers.

1 2 3 4 5 6 7 8 9 10 11

12 13 14 15 16 17 18 19

20