




*This is my turkey round and fat.  
His feathers show a color pattern  
Imagine that!  
Red-Orange-and Yellow  
make him a bright happy fellow.  
I twirled strips of color around a pencil you see  
then glued them as feathers, so my picture's 3-D.  
He's a special present to you from me.*

*Made with lots of TLC! *

*Love, Diane*

## **Turkey Twirlers**

### **Materials:**

- Brown, red, yellow, orange construction paper
- Black pen or crayon
- Glue sticks
- Paper cutter
- Crayons
- Hole punch and a bit of yarn if you want to hang from the ceiling.


### **Directions:**

#### **Prep:**

- Run off turkey master on brown construction paper
- Pre-cut 1 inch wide strips of red, yellow and orange construction paper

#### **The next day...**

1. Children add some color to their turkey with the crayons.
2. Students WRITE their name on the bottom of the turkey by the word Love,
3. Children TWIRL a strip of red paper around a crayon and then glue the end of it to the first feather. What a fun fine motor skill!
4. They do the same with an orange and then a yellow strip for the 2<sup>nd</sup> and 3<sup>rd</sup> feathers and then repeat the red-orange-yellow pattern for the 4<sup>th</sup> 5<sup>th</sup> and 6<sup>th</sup> feathers.
5. These look great with a hole punched in the middle of the top and hung back-to-back from the ceiling with a yarn loop.
6. My students enjoy making them so much they are too excited about their artwork and want to take their turkeys home.



*This is my turkey round and fat.  
His feathers show a color pattern*

*Imagine that!*

*Red-Orange-and Yellow  
make him a bright happy fellow.*

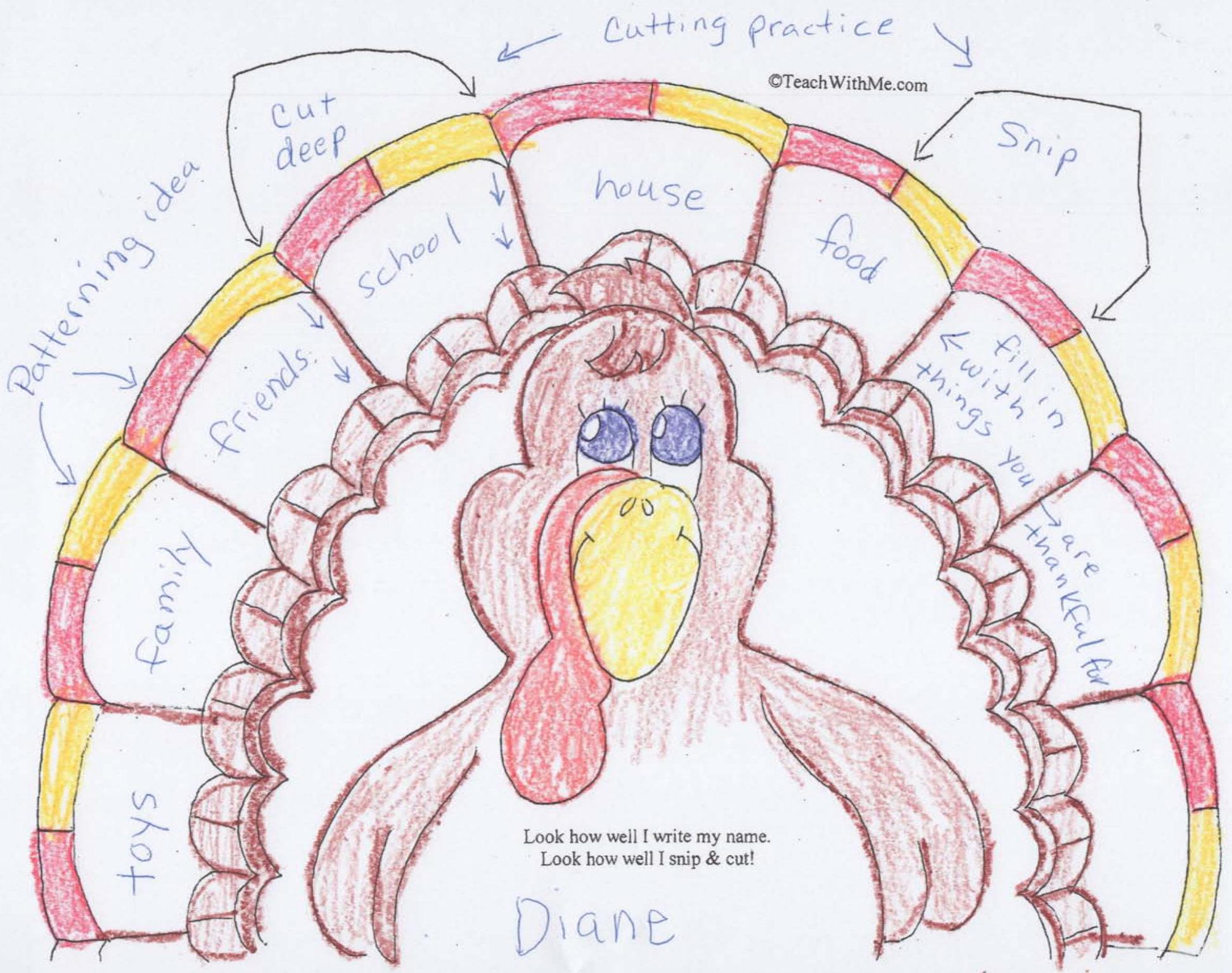
*I twirled strips of color around a pencil you see  
then glued them as feathers, so my picture's 3-D.*

*He's a special present to you from me.*

*Made with lots of TLC!*



*Love,*



Cutting practice

©TeachWithMe.com

cut deep

Snip

Patterning idea

house

school

food

friends

fill in things you

family

are thankful for

toys

Look how well I write my name.  
Look how well I snip & cut!

Diane

Cut deep

Snip  
diagonal



Look how well I write my name.  
Look how well I snip & cut!