

It's Time To Vote! Dice Game

Directions:

Run off template. Students play with a partner. Children take turns rolling 1st one dice for number times 1-6. i.e. if they roll a 1, they put that number on their clock and then draw a red circle around it. Students use a red marker or crayon for ODD numbers and a blue one for EVEN numbers. This will make an ABAB pattern. Once they have filled in those times, they get to play with 2 dice. They then add the dice together to get numbers 7-12. The 1st child to fill in their vote clock, or the one with the most numbers filled in before the timer rings, is the winner. I have filled in the 12, as an example. When a child rolls a combination of numbers that add up to 12 they can trace the blue circle.

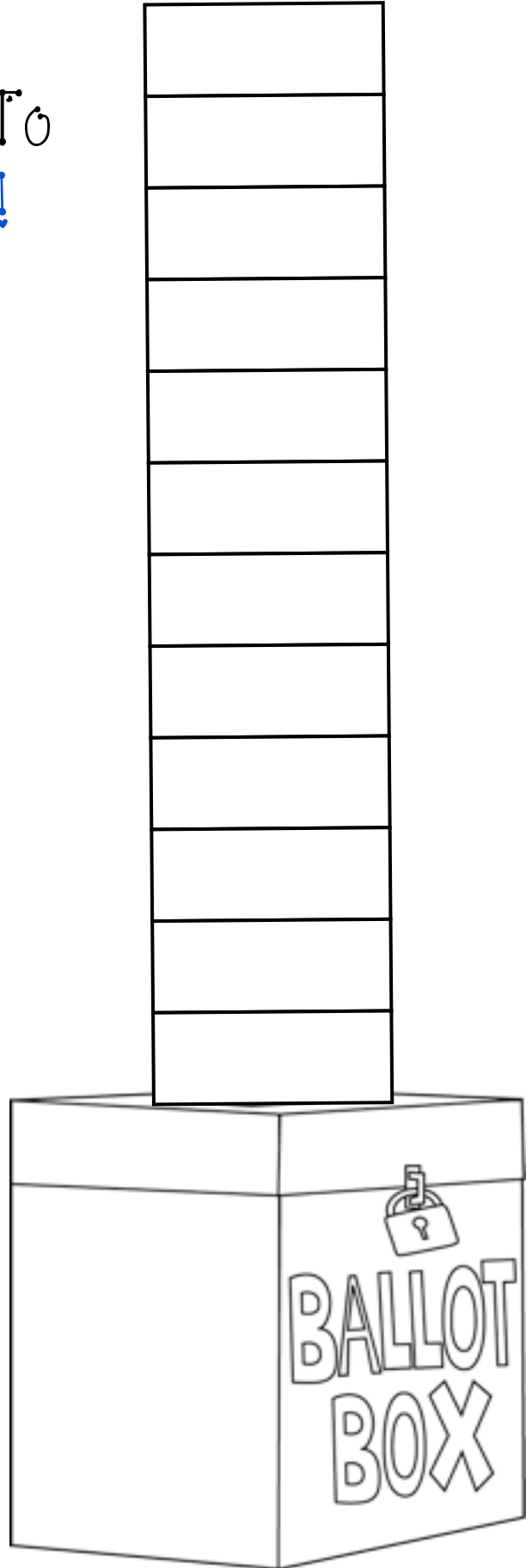
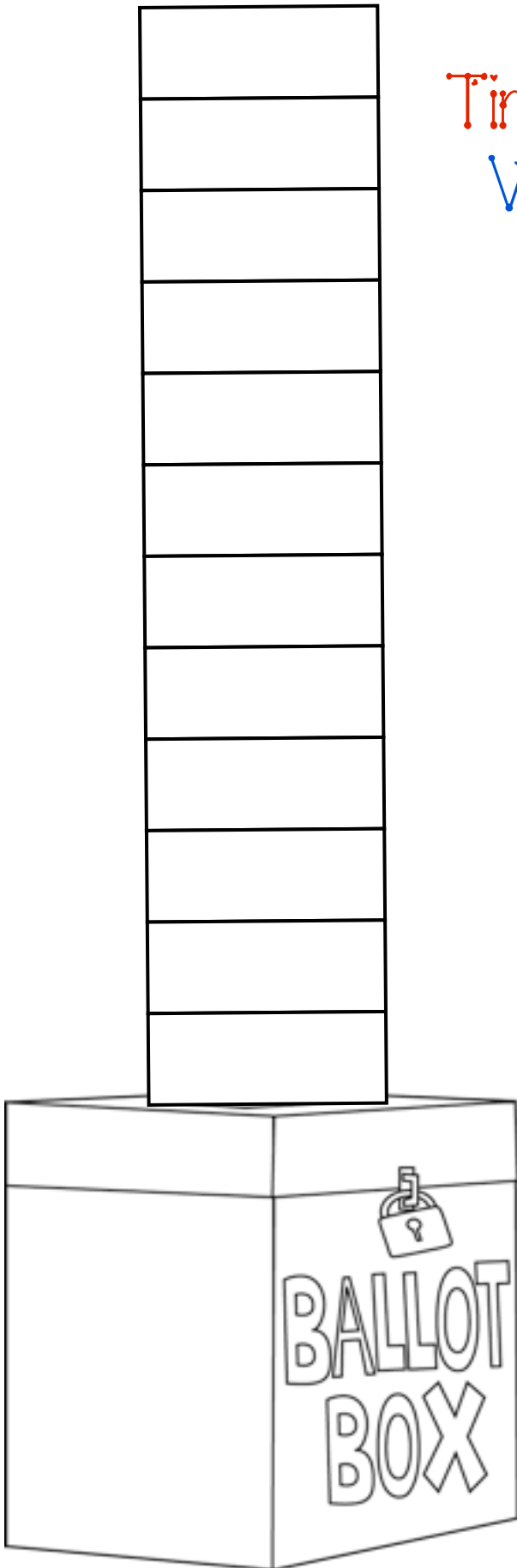
Make a Vote clock.

Have students cut out their VOTE clock circle and glue it to a paper plate, then poke a hole in the center of the clock. Add construction paper hands, or a large and short paper clip attached by a brass brad.

To whole-group assess analog time, call on students to call out a time. Children manipulate the hands to show the correct time. When they have positioned the hands, they hold up their clocks. Continue, 'til all of the times have been called.

Students write in the digital time on the ballots.
The 1st student to complete their ballot or the one
with the most times filled in when the timer rings,
is the winner.


Time To
Vote!



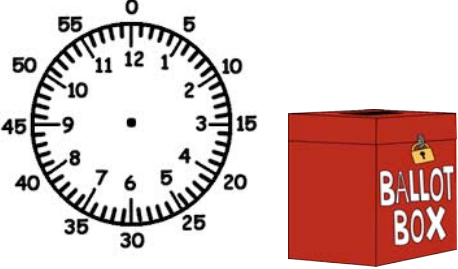
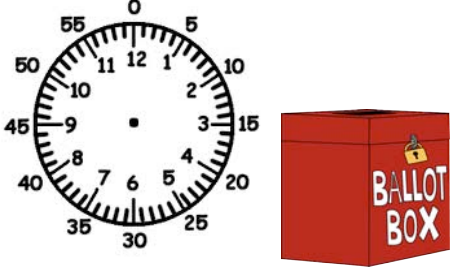
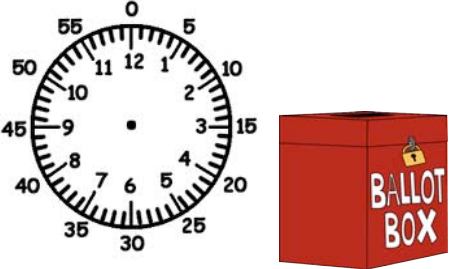
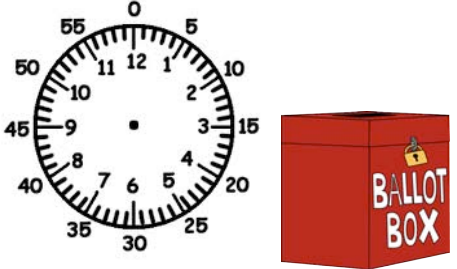
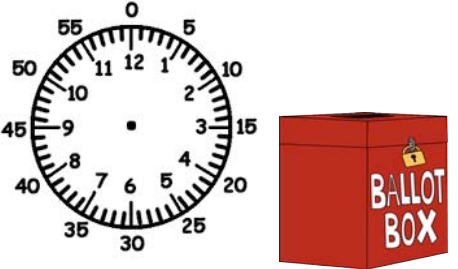
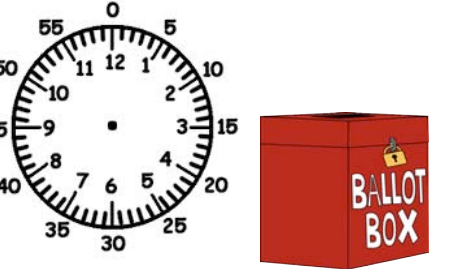
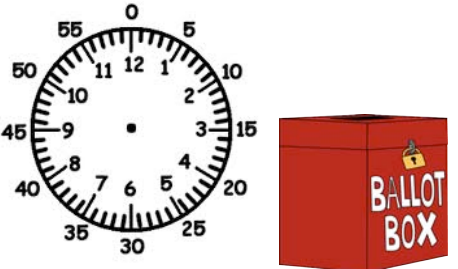
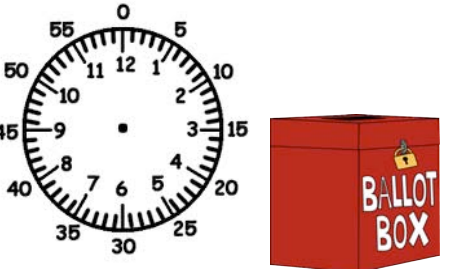
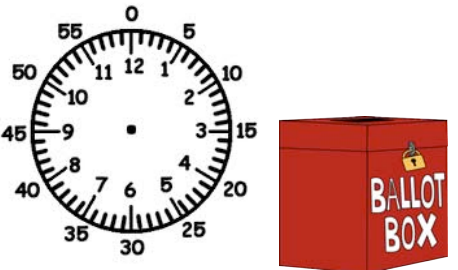
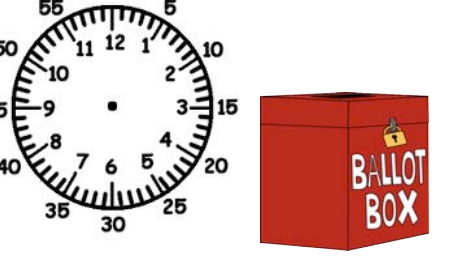


Time To Vote Spinners











Run off, laminate, cut out.
Poke hole in center, insert brad and
paperclip to make a spinner.













Analog Time

 <p>An analog clock with a white face and black numbers from 0 to 12. The hour hand points to 12 and the minute hand points to 0. To the right is a red ballot box with a yellow padlock icon and the text "BALLOT BOX" in white.</p>	 <p>An analog clock with a white face and black numbers from 0 to 12. The hour hand points to 12 and the minute hand points to 0. To the right is a red ballot box with a yellow padlock icon and the text "BALLOT BOX" in white.</p>
 <p>An analog clock with a white face and black numbers from 0 to 12. The hour hand points to 12 and the minute hand points to 0. To the right is a red ballot box with a yellow padlock icon and the text "BALLOT BOX" in white.</p>	 <p>An analog clock with a white face and black numbers from 0 to 12. The hour hand points to 12 and the minute hand points to 0. To the right is a red ballot box with a yellow padlock icon and the text "BALLOT BOX" in white.</p>
 <p>An analog clock with a white face and black numbers from 0 to 12. The hour hand points to 12 and the minute hand points to 0. To the right is a red ballot box with a yellow padlock icon and the text "BALLOT BOX" in white.</p>	 <p>An analog clock with a white face and black numbers from 0 to 12. The hour hand points to 12 and the minute hand points to 0. To the right is a red ballot box with a yellow padlock icon and the text "BALLOT BOX" in white.</p>
 <p>An analog clock with a white face and black numbers from 0 to 12. The hour hand points to 12 and the minute hand points to 0. To the right is a red ballot box with a yellow padlock icon and the text "BALLOT BOX" in white.</p>	 <p>An analog clock with a white face and black numbers from 0 to 12. The hour hand points to 12 and the minute hand points to 0. To the right is a red ballot box with a yellow padlock icon and the text "BALLOT BOX" in white.</p>
 <p>An analog clock with a white face and black numbers from 0 to 12. The hour hand points to 12 and the minute hand points to 0. To the right is a red ballot box with a yellow padlock icon and the text "BALLOT BOX" in white.</p>	 <p>An analog clock with a white face and black numbers from 0 to 12. The hour hand points to 12 and the minute hand points to 0. To the right is a red ballot box with a yellow padlock icon and the text "BALLOT BOX" in white.</p>






Digital Time 1

 1:00	 2:00
 3:00	 4:00
 5:00	 6:00
 7:00	 8:00
 9:00	 10:00

Digital Time 2

 1:00	 12:00
 1:30	 2:30
 3:30	 4:30
 5:30	 6:30
 7:30	 8:30

Digital Time 3

 <p>9:30</p>	 <p>10:30</p>
 <p>11:30</p>	 <p>12:30</p>
 <p>My Digital Time Itty Bitty Booklet</p>	