

What's Missing?

Place the correct letter in the box to complete the sequence.

A C E G H

I K M N O

Q S U W

Y

S N G Y F M A T Y

What's Missing?

To complete the sequence, fill in the lowercase letter that is missing.

b d e f h

i j l n p

r t v x

z

b u c f j c b i x s k v

Aa Bb Cc Dd Ee Ff

Gg Hh Ii Jj Kk Ll Mm Nn

Oo Pp Qq Rr Ss Tt Uu Vv

Ww Xx Yy Zz

vowels

U A E O a u

consonants

B X D J Q x m t

odd numbers

1 15 27 29 33

even numbers

4 30 18 26

Trace the dashed lines. Use a different color for each row. Color the apples red, yellow and green.

Yellow Apple

Green Apple

Red Apple

Yellow Apple

Green Apple

Red Apple

Kelli P

apple stem

leaf core skin

seeds flesh tree

orchard pick

Clip art by Laura Strickland

I Spy The Letter Aa

You are an ABCDe-tection. Find and circle all of the upper and lowercase letter Aa inside the apple, then count them up and write how many you found in the box below.

Aa

54

Connect The Letters

A B C D E F G H I J K L M N O P Q R S T

TeachWithMe.com

0 1 2 3 4 5 6 7 8 9

10 11 12 13 14 15 16

17 18 19 20 21 22 23

24 25 26 27 28 29 30

Clip art by Laura Strickland

Dear Family,

_____ does not know the following lowercase letters. Please help your child learn to recognize them. Thanks in advance for working with me.

20 < 35 >

Uppercase Letter Assessment

Any letter that is CIRCLED the child does NOT know. There is a space next to the letter to fill in what the child calls the letter.

Student

A B C D E F G H I J K L M N O P Q R S T U V W X Y Z

3 + 2 = 5

22 - 16 = 6



Aa Bb Cc Dd Ee Ff

Gg Hh Ii Jj Kk Ll Mm Nn

Oo Pp Qq Rr Ss Tt Uu Vv

Ww Xx Yy Zz



10 11 12 13 14 15 16

17 18 19 20 21 22 23

24 25 26 27 28 29 30



apple

stem

leaf

core

skin

seeds

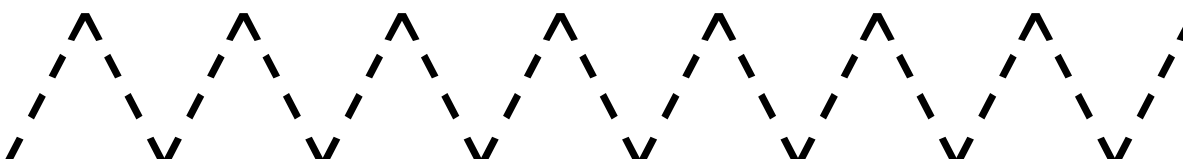
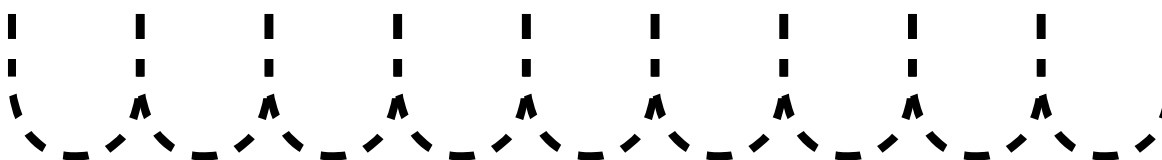
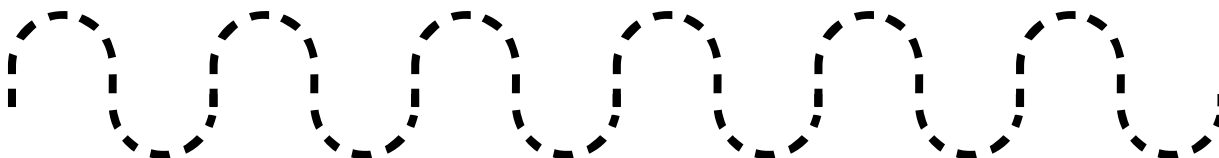
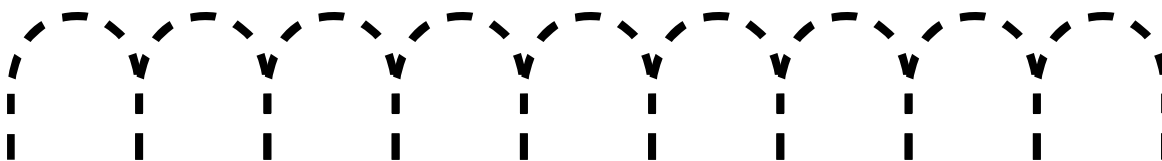
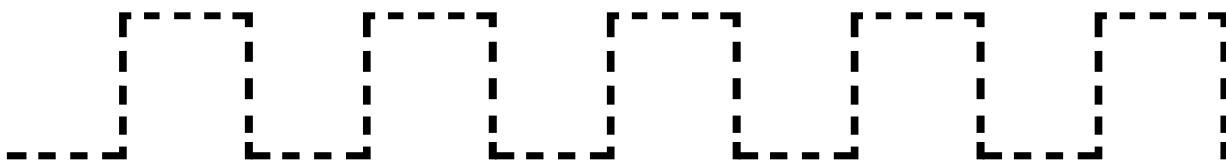
flesh

tree

orchard

pick

Trace the dashed lines. Use a different color for each one. Color the apples red, yellow and green.



I Spy The Letter Aa.


You are an ABCDe-tective. Find and circle all of the upper and lowercase letter Aa's inside the apple, then count them up and write how many you found in the box below.



a b u a n b a q w e a t a u a l
 A B A D A F G H I A K L A L M
 i a c o p a a l k j a g f d s a z x
 N O P A R A T U A W X A Z B A
 c v b n m a w e a t y a i o p l k n
 A Q W E A T Y U A O P A Z A
 p a s d f g h a k l a n b v c a d
 A M N A V C X A L A J A G
 c z a w e a t y u a o p l k a
 N O A Q A A C D A L A
 a d s a z x a v b a m
 X R A C B A R
 d a c

I found this many Aa's

Connect The Letters



S

T

A

B

R

C

Q

D

P

E

O

F

N

G

M

L

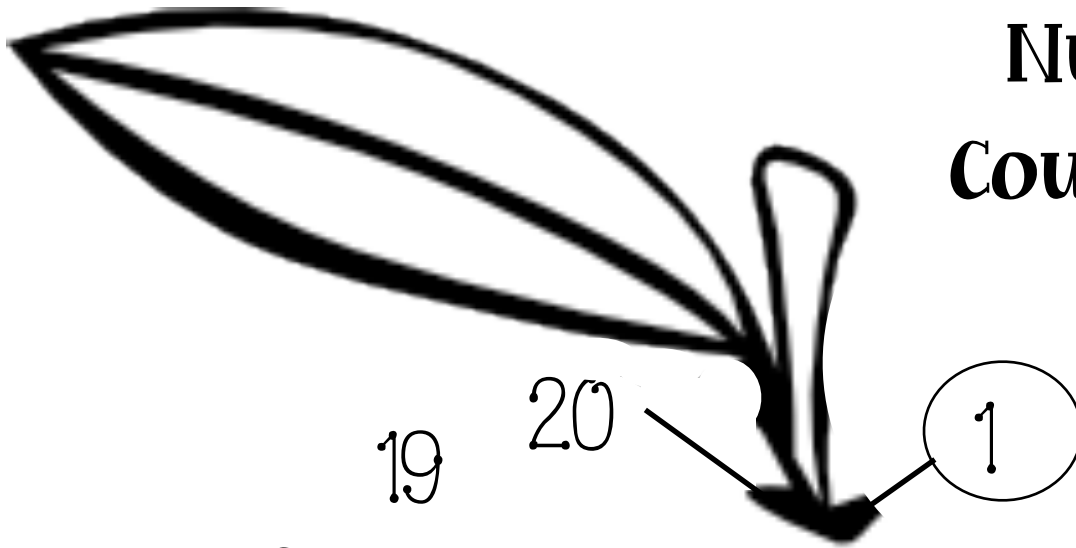
H

K

I

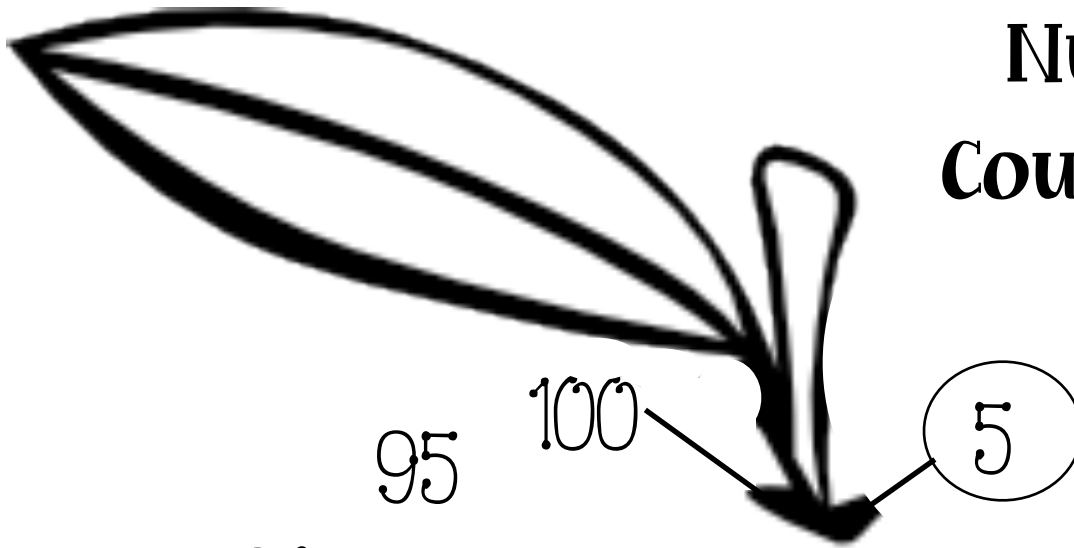
J

**Connect The
Numbers
Count by 1's.**



1
2
3
4
5
6
7
8
9
10
11
12
13
14
15
16
17
18
19
20

Connect The Numbers Count by 5's.



95

100

5

10

90

15

85

20

80

25

75

30

70

35

65

40

60


45

55

50

Connect The Dots

Count by 10's



90

20

80


30

70


40

60

50



even
numbers



odd
numbers







































vowels







































consonants

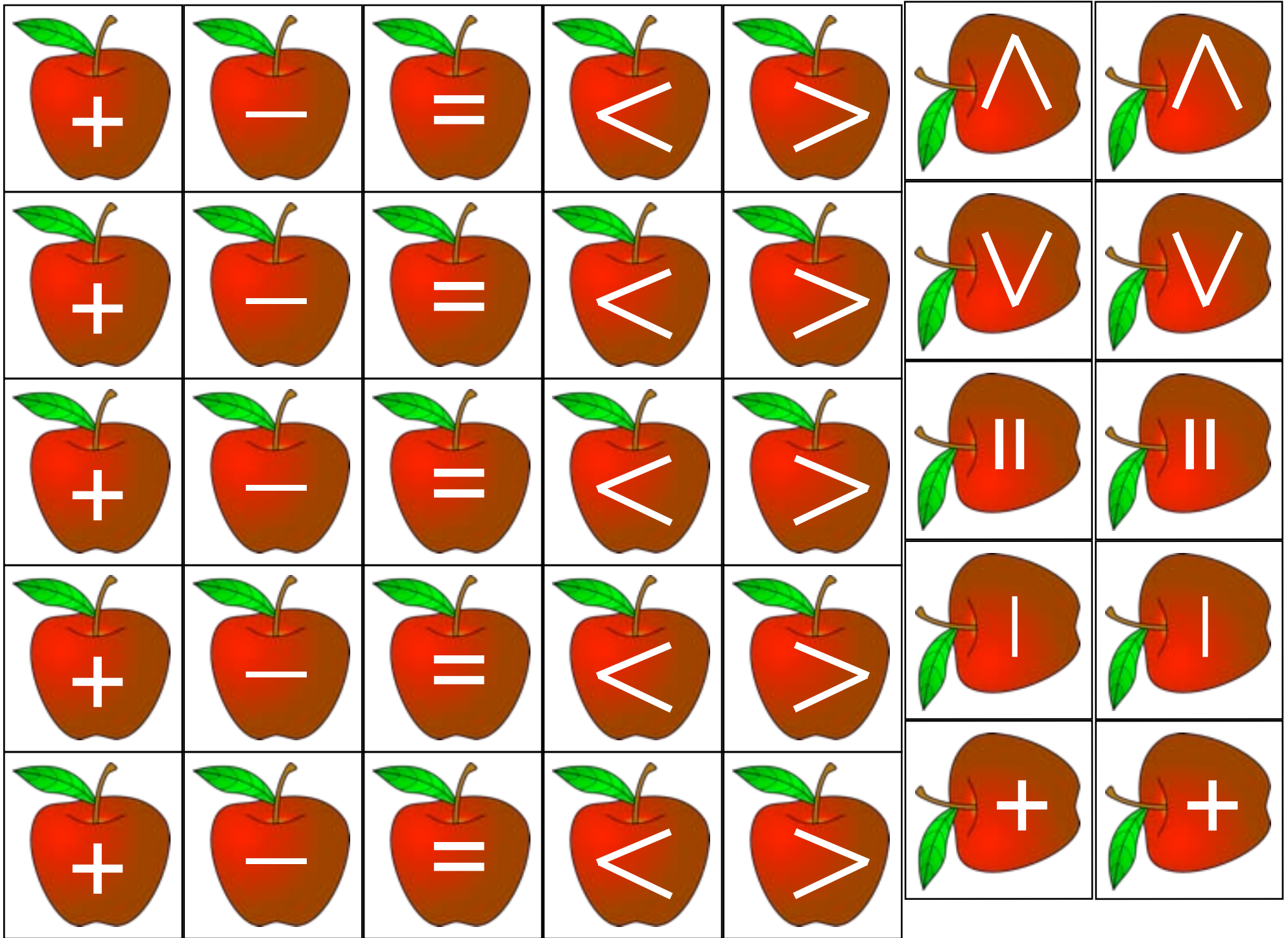
Run off on brown
construction paper,
lamine & trim.
Students sort the
letter and number
tiles under the
appropriate baskets.





 36	 37	 38	 39	 40	 41	 42
 43	 44	 45	 46	 47	 48	 49
 50	 51	 52	 53	 54	 55	 56
 57	 58	 59	 60	 61	 62	 63
 64	 65	 66	 67	 68	 69	 70

 71	 72	 73	 74	 75	 76	 77
 78	 79	 80	 81	 82	 83	 84
 85	 86	 87	 88	 89	 90	 91
 92	 93	 94	 95	 96	 97	 98
 99	 100	 101	 102	 103	 104	 105










Print, laminate & trim. Children can use these as counters or to form patterns.

TeachWithMe.com



Print, laminate & trim. Children can use these as counters or to form patterns.

TeachWithMe.com





Letter Tiles

Run off the letter template on construction paper. Laminate and cut out. Put each set in a Snack Baggie so that children can use them to fill in the missing alphabet letters, or make a complete alphabet. Students can also make words and spell their name.

A	B	C	D	E	F	G	H	I	J	K	L	M	N	O	P
Q	R	S	T	U	V	W	X	Y	Z						
A	B	C	D	E	F	G	H	I	J	K	L	M	N	O	P
Q	R	S	T	U	V	W	X	Y	Z						
A	B	C	D	E	F	G	H	I	J	K	L	M	N	O	P
Q	R	S	T	U	V	W	X	Y	Z						
A	B	C	D	E	F	G	H	I	J	K	L	M	N	O	P
Q	R	S	T	U	V	W	X	Y	Z						
A	B	C	D	E	F	G	H	I	J	K	L	M	N	O	P
Q	R	S	T	U	V	W	X	Y	Z						
A	B	C	D	E	F	G	H	I	J	K	L	M	N	O	P
Q	R	S	T	U	V	W	X	Y	Z						
A	B	C	D	E	F	G	H	I	J	K	L	M	N	O	P
Q	R	S	T	U	V	W	X	Y	Z						





What's Missing?

Place the correct letter in the box to complete the sequence.




What's Missing?

Place the correct letter in the box to complete the sequence.




What's Missing?


Fill in the uppercase letters of the alphabet.



Where's The Letter? Uppercase Assessment

When I ask for a letter you point to it.





Uppercase Letter Assessment

Any letter that is CIRCLED the child does NOT know.
There is a space next to the letter to fill in what the child calls this letter.


Date:

Student:

A B C D E F G H I J
K L M N O P Q R S T
U V W X Y Z



Date:



Dear Family,

_____ does not know the following capital letters. Please help your child learn to recognize them. Thanks in advance for working with me.





Letter Tiles

Run off the letter template on construction paper. Laminate and cut out. Put each set in a Snack Baggie so that children can use them to fill in the missing alphabet letters, or make a complete alphabet. Students can also make words and spell their name.

a	b	c	d	e	f	g	h	i	j	k	l	m	n	o	p
q	r	s	t	u	v	w	x	y	z						
a	b	c	d	e	f	g	h	i	j	k	l	m	n	o	p
q	r	s	t	u	v	w	x	y	z						
a	b	c	d	e	f	g	h	i	j	k	l	m	n	o	p
q	r	s	t	u	v	w	x	y	z						
a	b	c	d	e	f	g	h	i	j	k	l	m	n	o	p
q	r	s	t	u	v	w	x	y	z						
a	b	c	d	e	f	g	h	i	j	k	l	m	n	o	p
q	r	s	t	u	v	w	x	y	z						
a	b	c	d	e	f	g	h	i	j	k	l	m	n	o	p
q	r	s	t	u	v	w	x	y	z						
a	b	c	d	e	f	g	h	i	j	k	l	m	n	o	p
q	r	s	t	u	v	w	x	y	z						





What's Missing?

To complete the sequence, fill in the lowercase letter that is missing.




What's Missing?

To complete the sequence, fill in the lowercase letter that is missing.




What's Missing?


Fill in the lowercase letters of the alphabet.



Where's The Letter? Lowercase Assessment

When I ask for a letter you point to it.





Lowercase Letter Assessment

Any letter that is CIRCLED the child does NOT know.
There is a space next to the letter to fill in what the child calls this letter.


Date:

Student:

a b c d e f g h i j
k l m n o p q r s t
u v w x y z



Date:



Dear Family,

_____ does not know the following lowercase letters. Please help
your child learn to recognize them. Thanks in advance for working with me.

What's Missing?

Place the correct letter in the box to complete the sequence.

