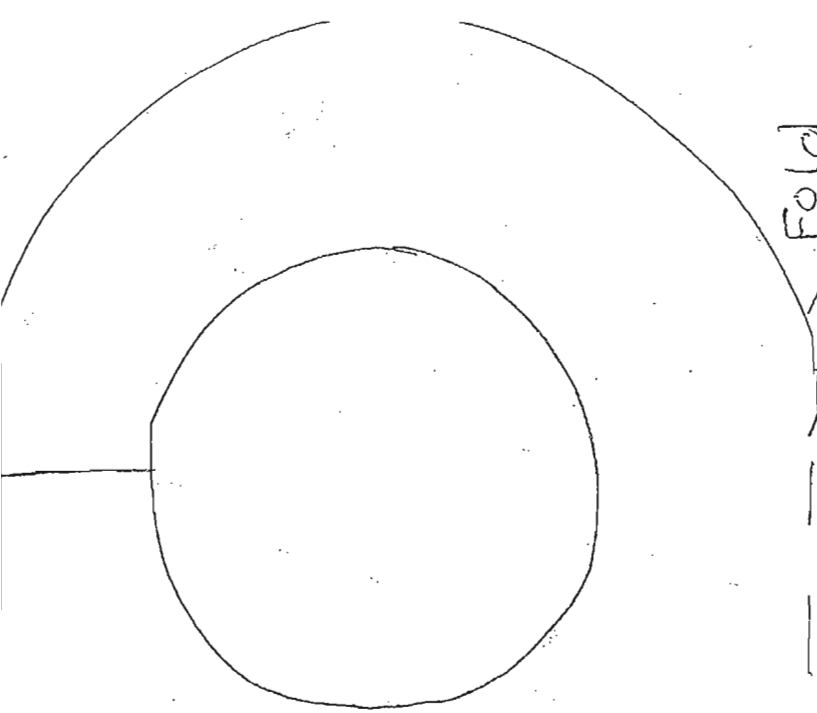


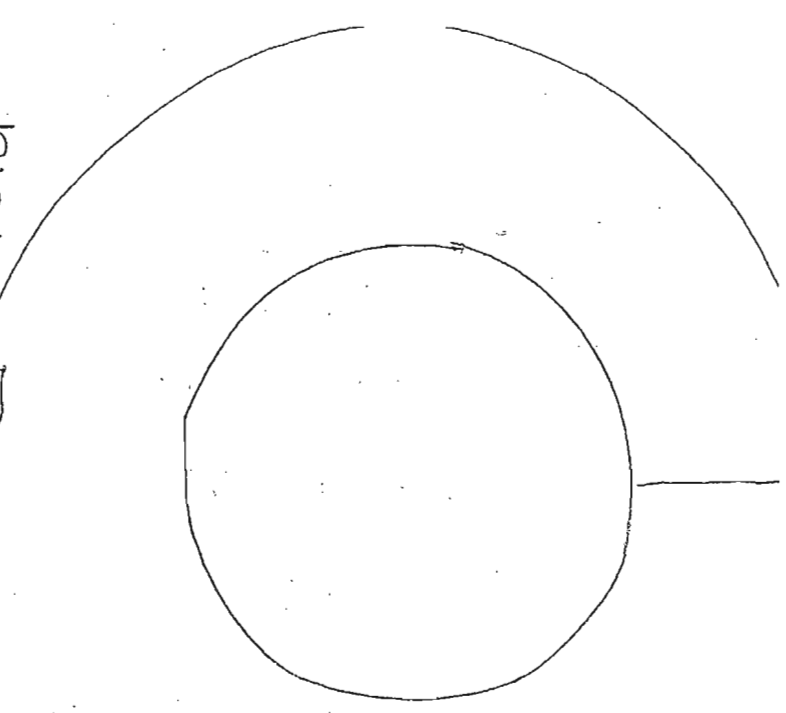
Mitten Unit

©TeachWithMe.com






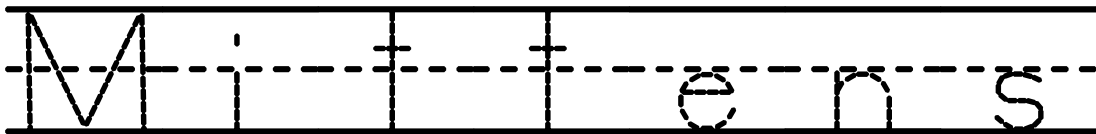
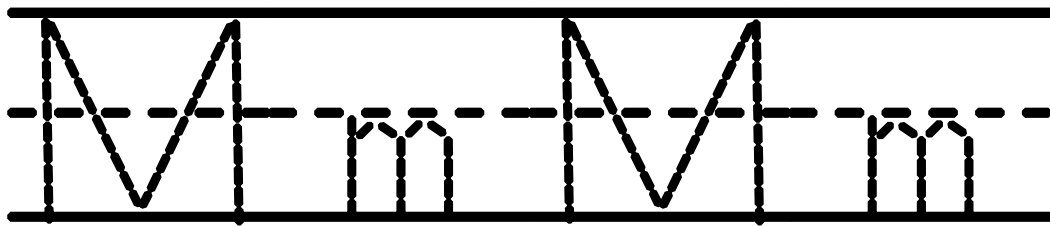
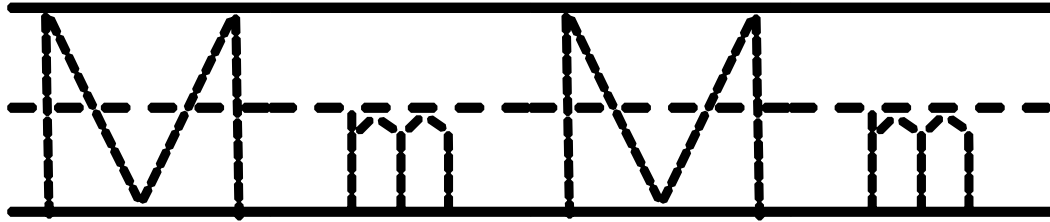
Fold



Do NOT Disturb!

**ENTER at your
own risk!**

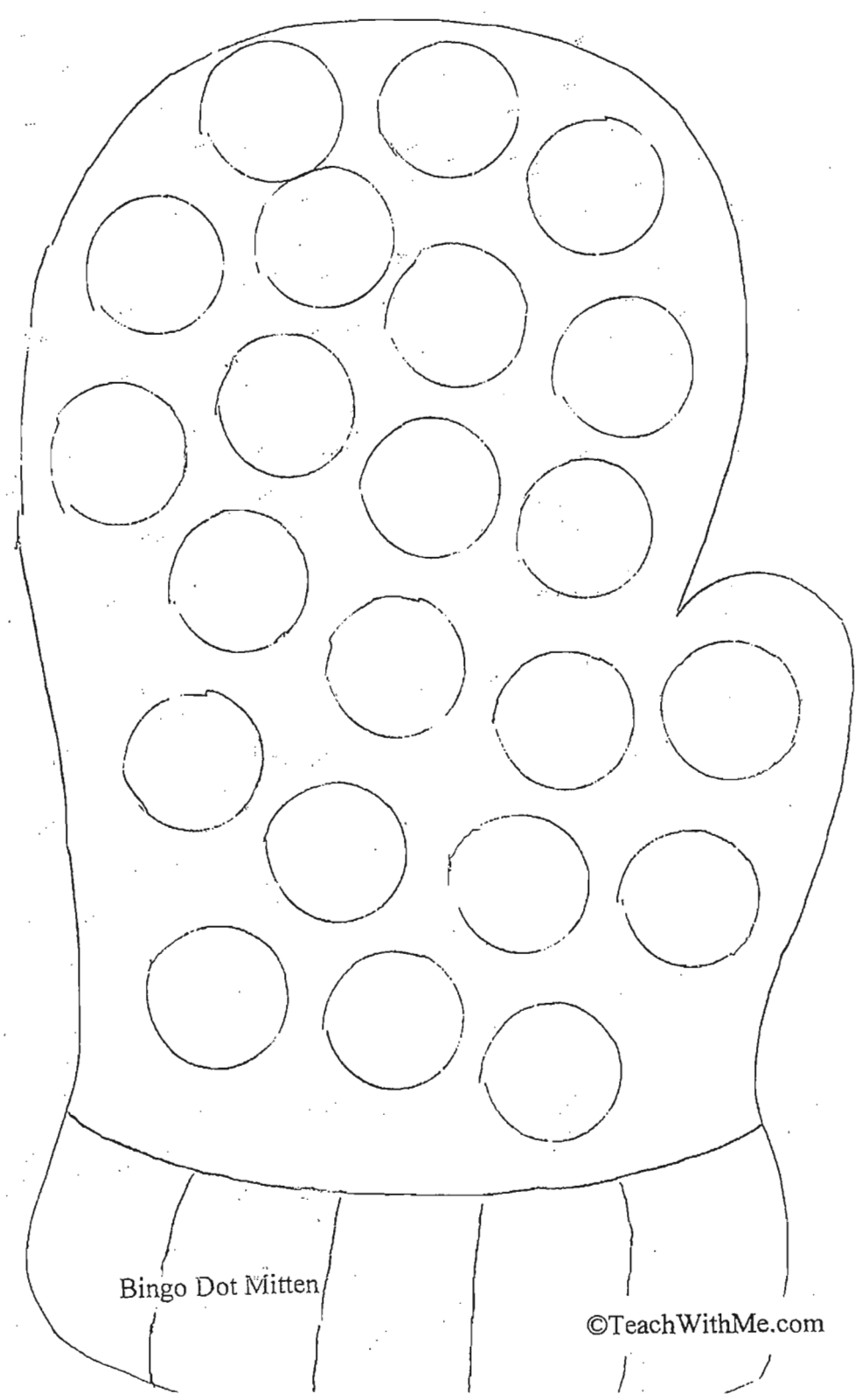






Write some Mm's on your own on the bottom.



WRITE your name at the top of the paper.
FIND your name at the bottom and **CIRCLE** it.



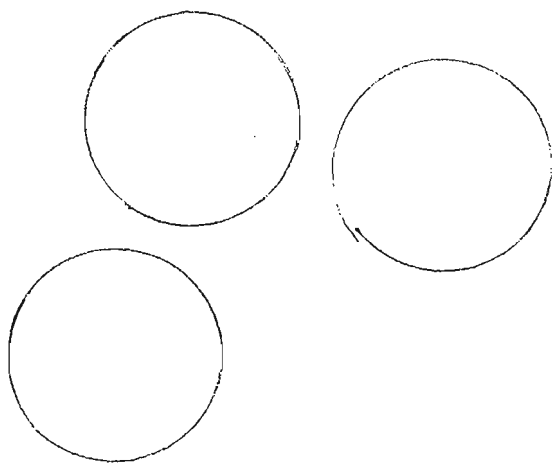


Bingo Dot a Group/Set of 5

Choose 2 colors. Dot 4 circles 1 color and 1 circle the other color,
OR 3 one color and 2 the other color. **CIRCLE** the equation you chose.

$$4 + 1 = 5$$

$$3 + 2 = 5$$



$$4 + 1 =$$

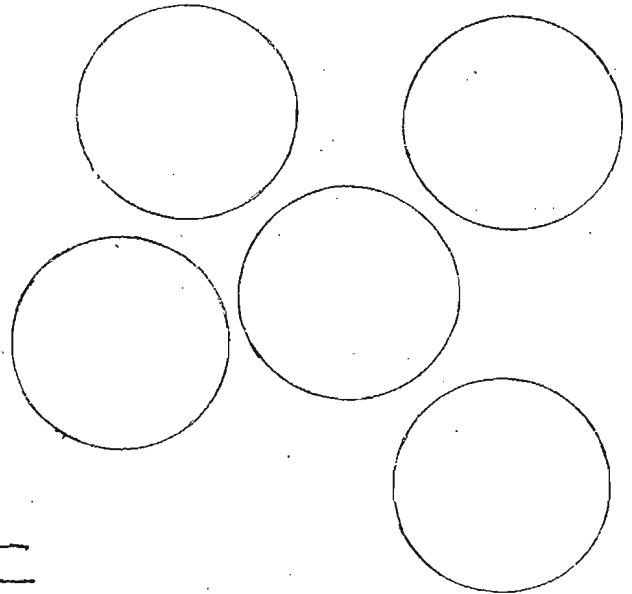

$$3 + 2 =$$



Bingo Dot a Group/Set of 10

Choose 2 colors. Dot 5 circles 1 color and the other 5 circles the other color,

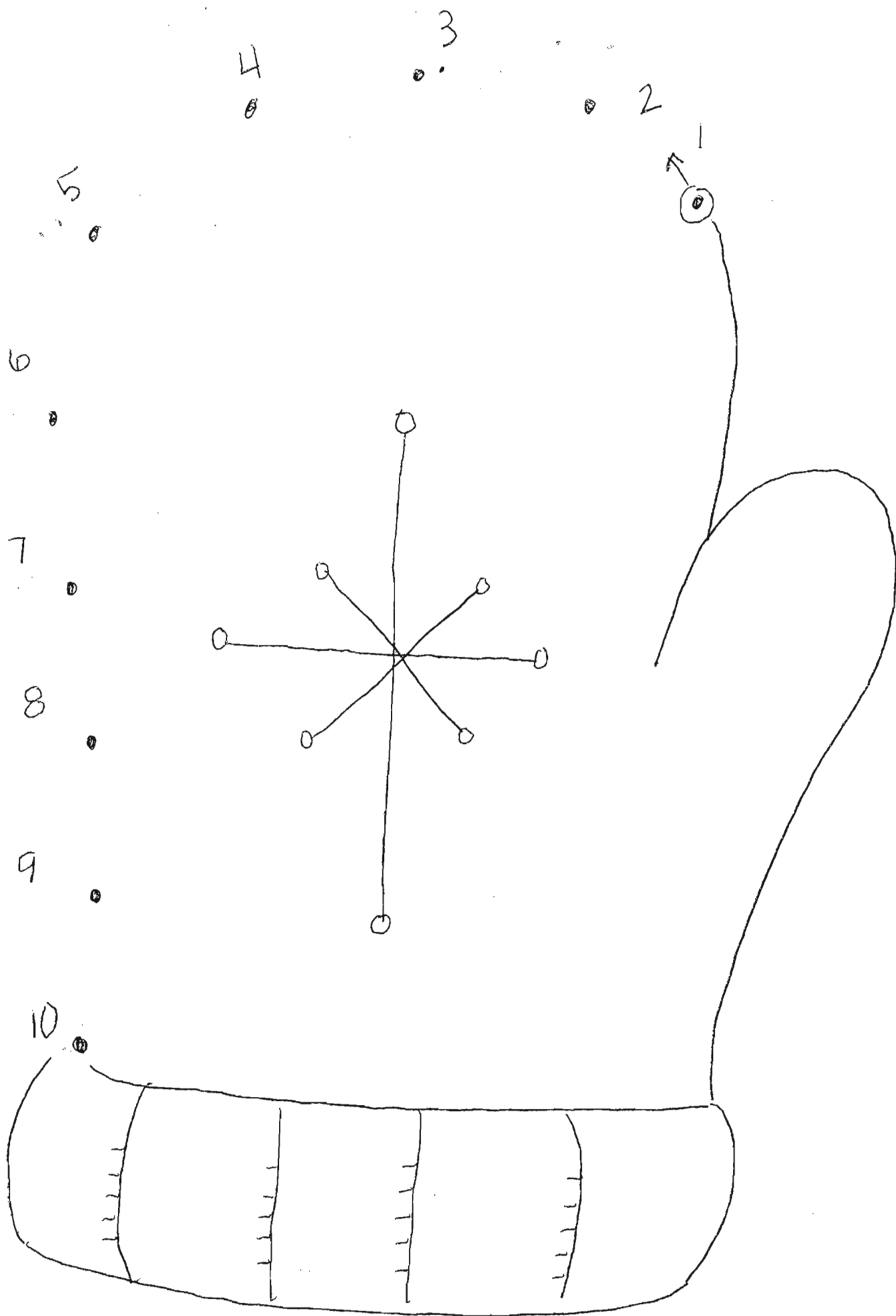
5+5 again, 5+5=10

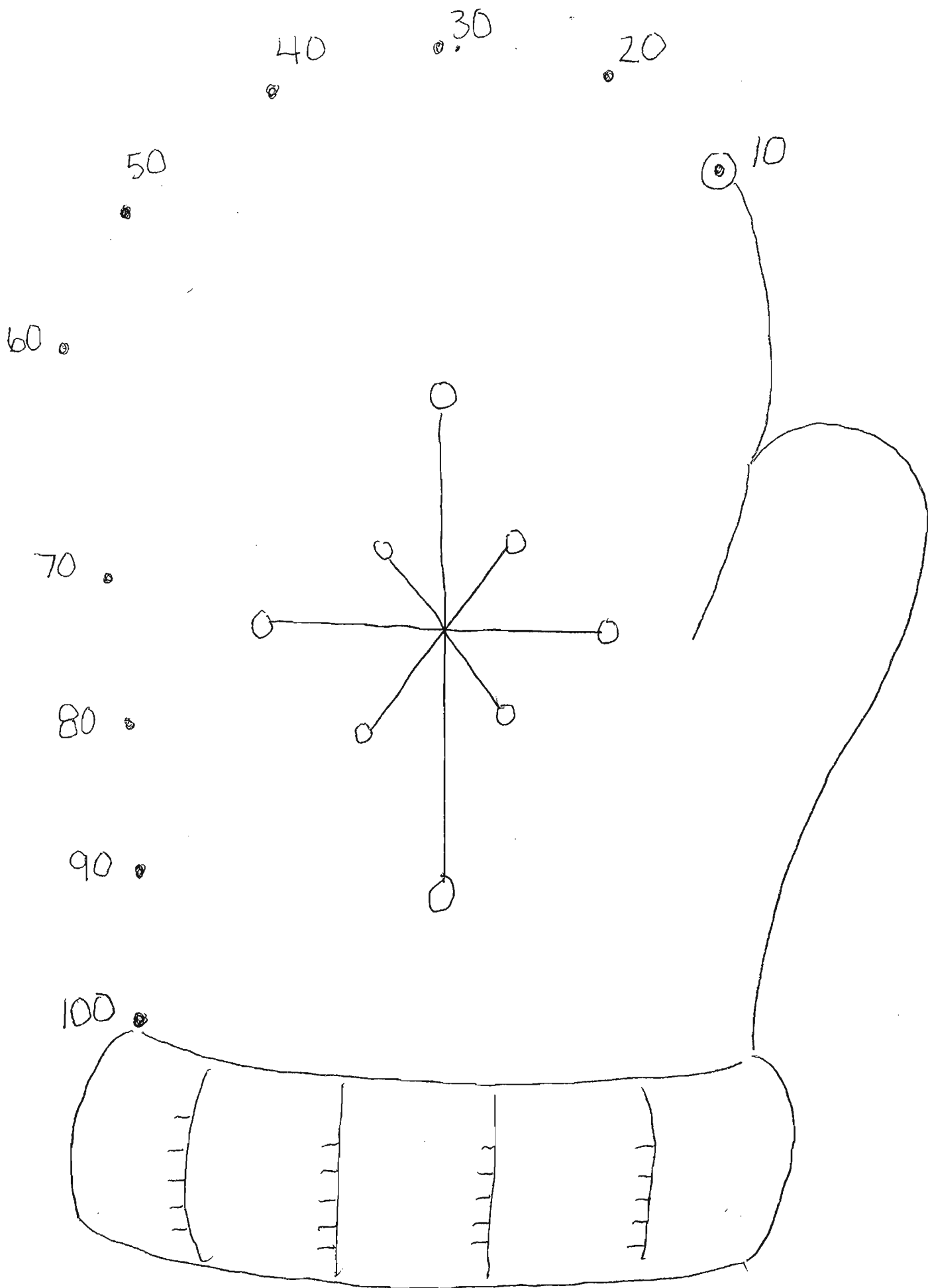


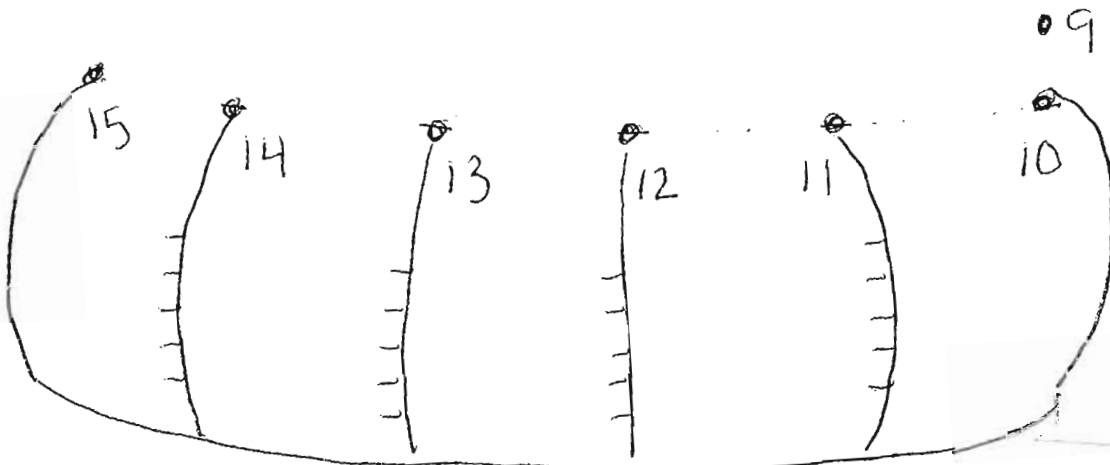
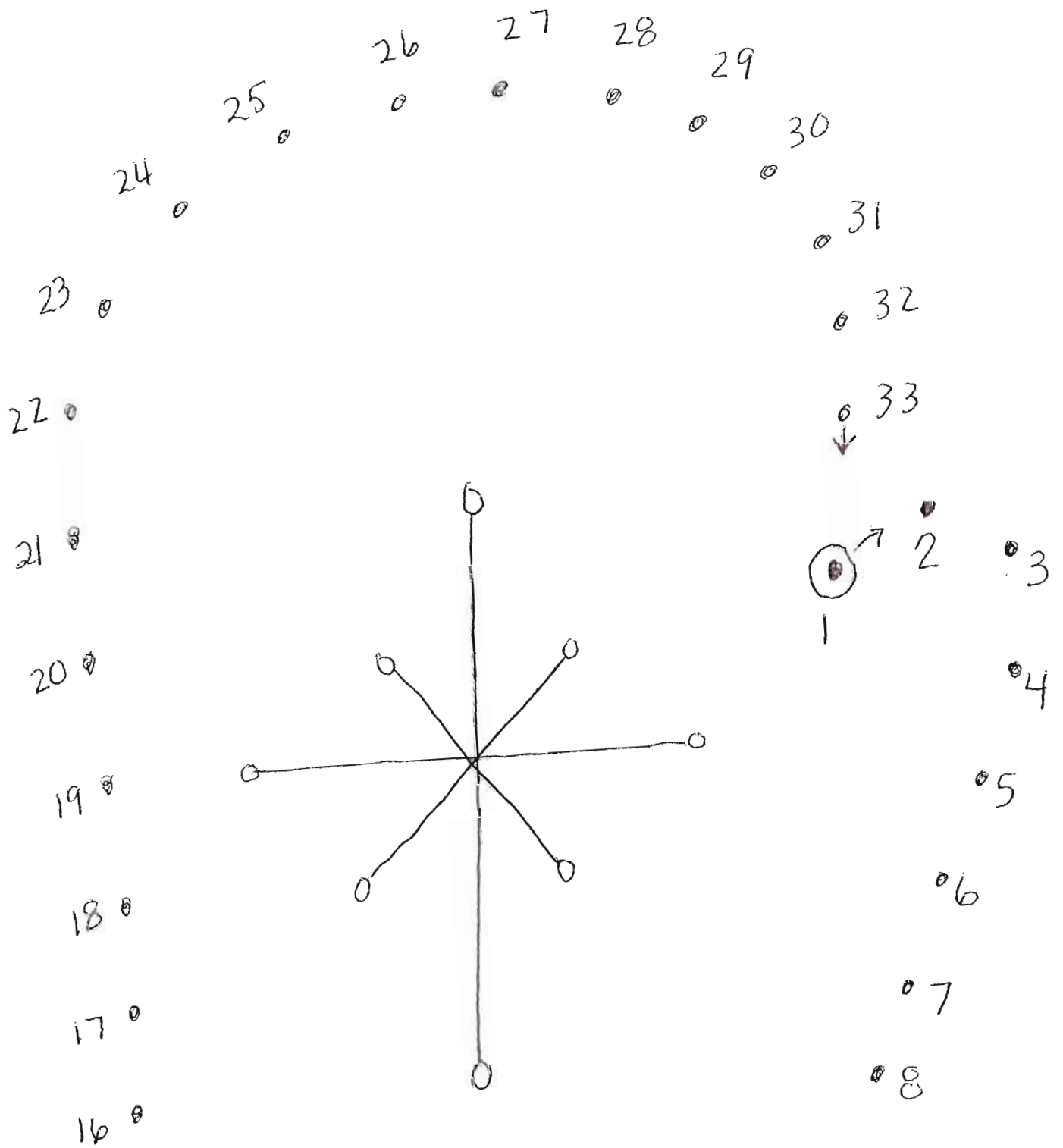
$$5 + 5 =$$



Bingo Dot A Group-Set of _____
Choose 2 colors. Here is the equation







Mittens On A Roll


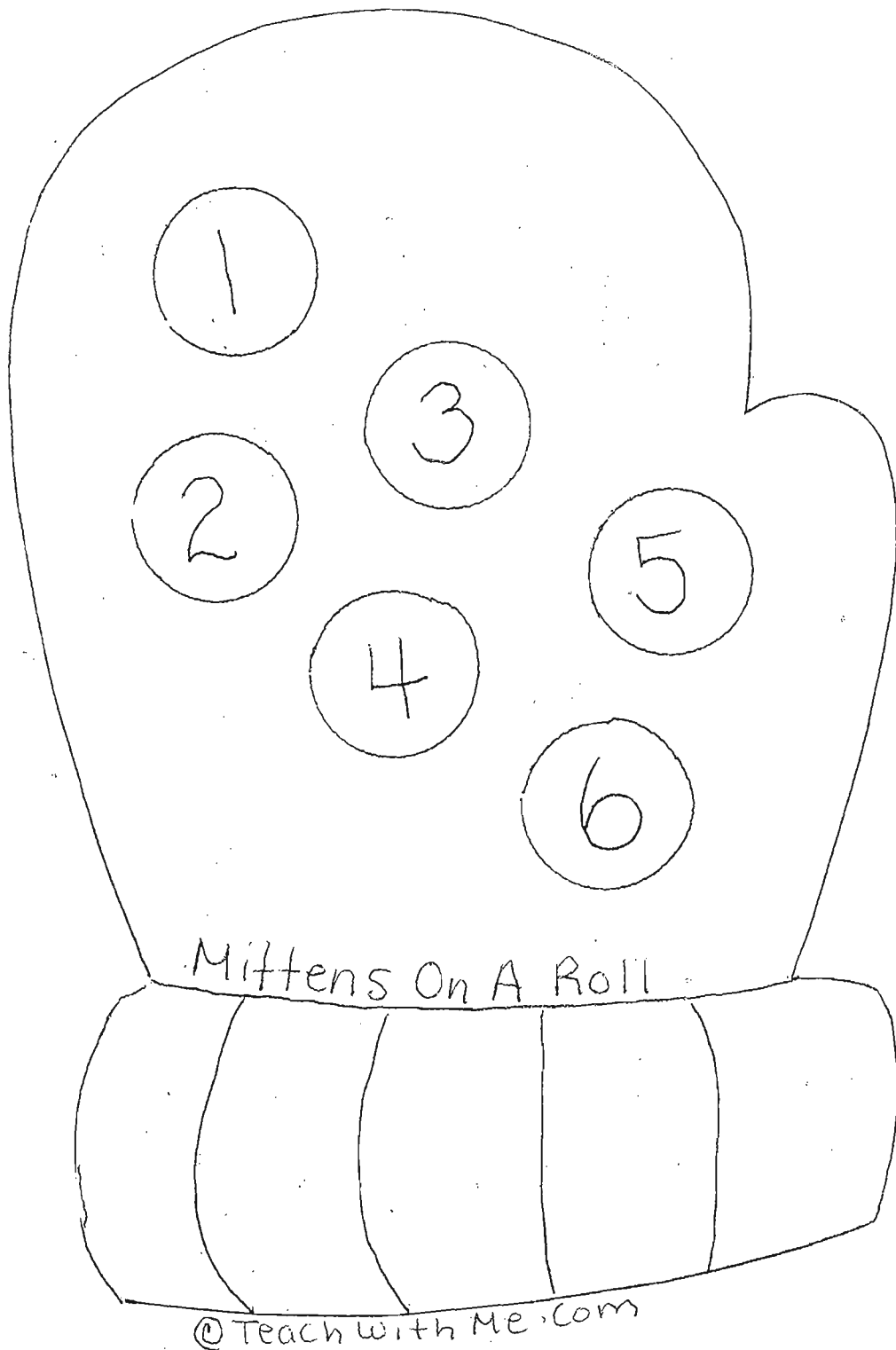
Directions:

#'s 1-6

- Choose a partner.
- Roll the dice.
- High number goes first.
- Roll one dice, whatever that number, color in that polka dot.
- The first one to get their mitten colored in is the winner.
- If you have already colored in that number then give the dice to your partner.


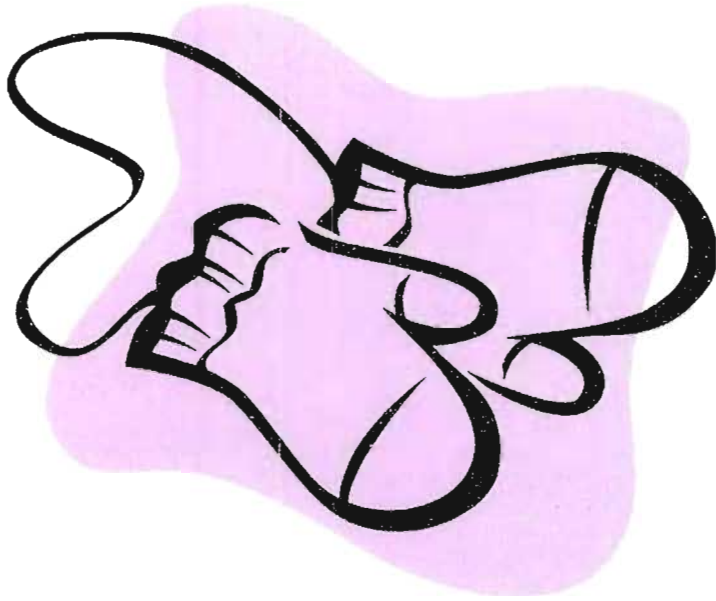
#'s 1-12

- Use two dice and add them together.
- Same rules apply as above, only there are more equations to get to those numbers.
- If you want your students working on the math equations, have them write out the equations they get to fill in those numbers on the back of their paper.



Mittens

On An Addition & Subtraction Roll



Directions:


- Choose a partner.
- Roll the dice.
- High number goes 1st.
- Roll the dice.
- You may add or subtract the dice to get a number.
- Color in that numbered circle on your paper.
- Write the equation on the back of the paper.
- The 1st player to color in all of their numbers is the winner.



I Spy!

Please play I Spy with me at home.
See how well I know my numbers.

I Spy!



Please play I Spy with me at home.
See how well I know my numbers.


Play "I Spy The Number With Me!"

TRACE the number.


TRACE the circle.

WRITE your name on the bottom of the mitten.

Ask me to count to 100 by 10's!



Optional: Fill in the dots with a bingo dot marker!
Trace around the mitten with your FAVORITE color.
TeachWithMe.com






Mitten starts with Mm


Circle all of the upper and lowercase letter Mm's that you can find.

There are 10.




Name _____

Answer
Key ☺



Listening & Following Directions Mitten






Listening & Following Directions Mitten


1. WRITE your name on the top of the paper.
2. COLOR the eyes of the mitten BLUE.
3. TRACE around the mitten GREEN.
4. COLOR the heart cheeks RED.
5. TRACE the smile PURPLE.
6. COLOR the nose ORANGE.
7. COLOR the tongue PINK.
8. TRACE the dashed lines on the bottom cuff of the mitten YELLOW.
9. Check your work and hand in your paper.

X out the number of mittens to match the number in the row next to it.


1



2




3




4



5




Number Fun!




Graphing

TeachWithMe.com

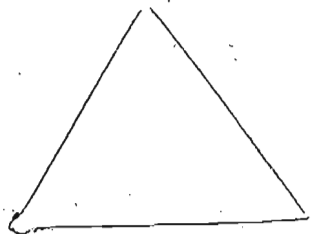

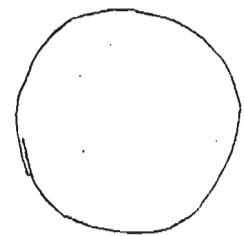




COLOR the shapes the SAME colors as the ones on the mitten.
COUNT the shapes. Using the matching color crayon put that many X's in
the box. Graph the Mitten.



Graphing
TeachWithMe.com

COLOR each kind of shape the SAME color.
Use a DIFFERENT color for each group of shapes.





COLOR the shapes the SAME colors as the ones on the mitten.

COUNT the shapes. Using the matching color crayon put that many X's in the box. Graph the Mitten.



TeachWithMe.com

MORE THAN & LESS THAN

CIRCLE the group/set that has MORE mittens.
This group is greater than the other group.



CIRCLE the group/set that has LESS mittens. This group is less than the other group.




Winter MATCH up!


WRITE your name at the top.

Connect the number to the correct group/set.

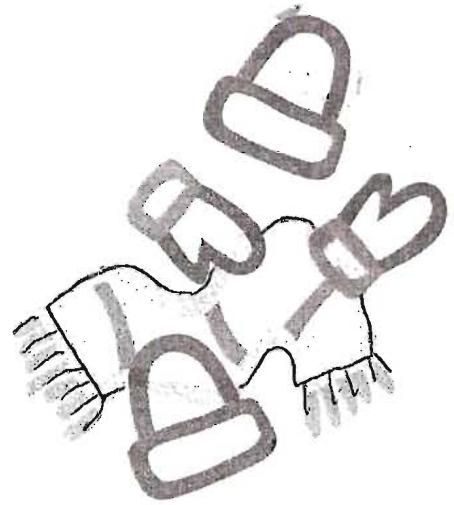
Use a DIFFERENT color crayon for each one.




1




2




3



4



5



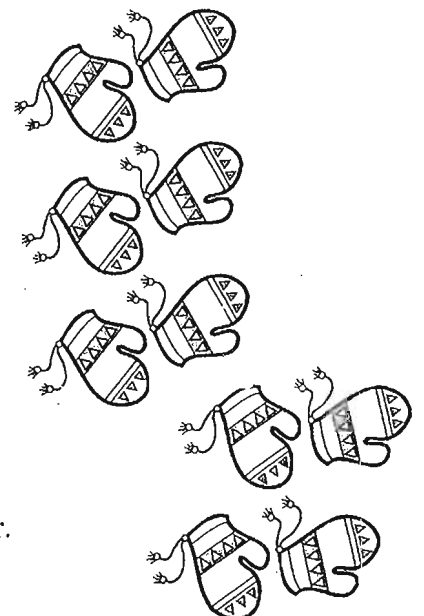

6

7

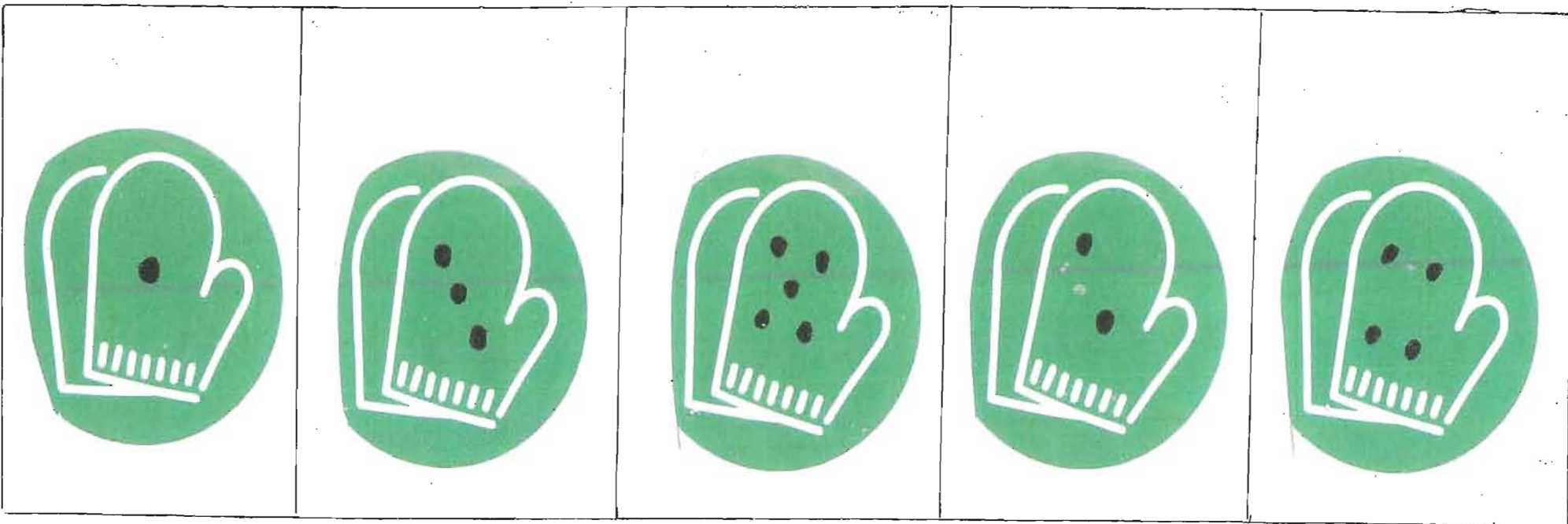
8

9


10

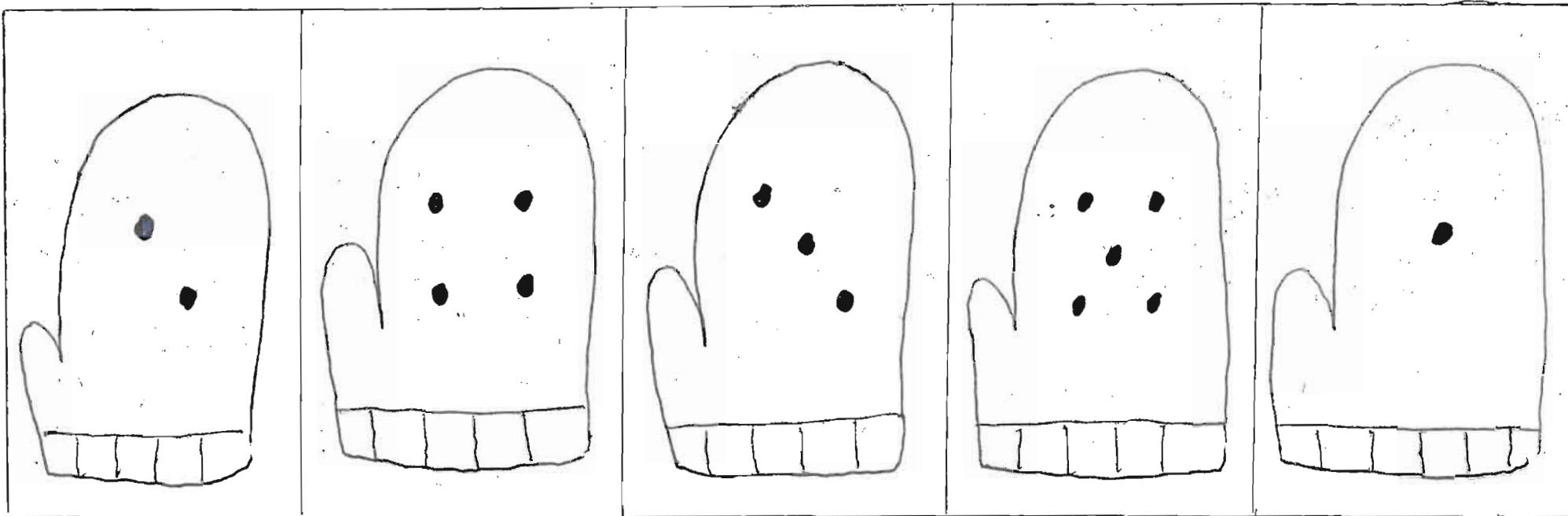


Match the group/set of items to the correct number.
Use a DIFFERENT color for each one.



Match the dotted mittens to their numbered rectangle.





Cut and glue the dotted mitten to the bottom of its matching numbered mitten.

1

2

3

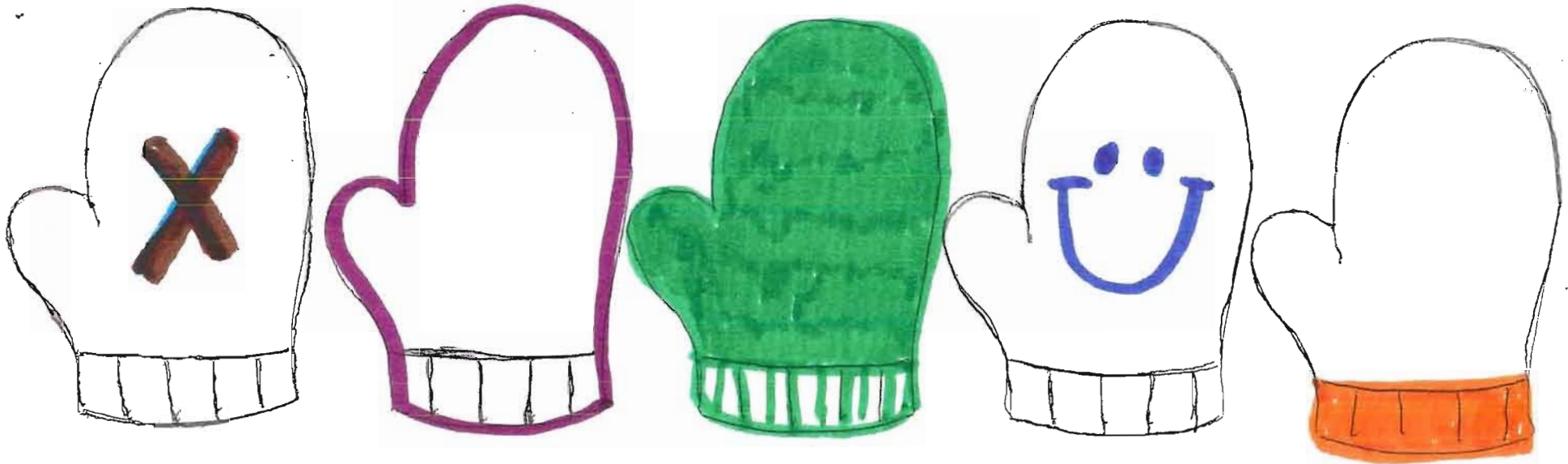
4

5

* Answer
Key ☺

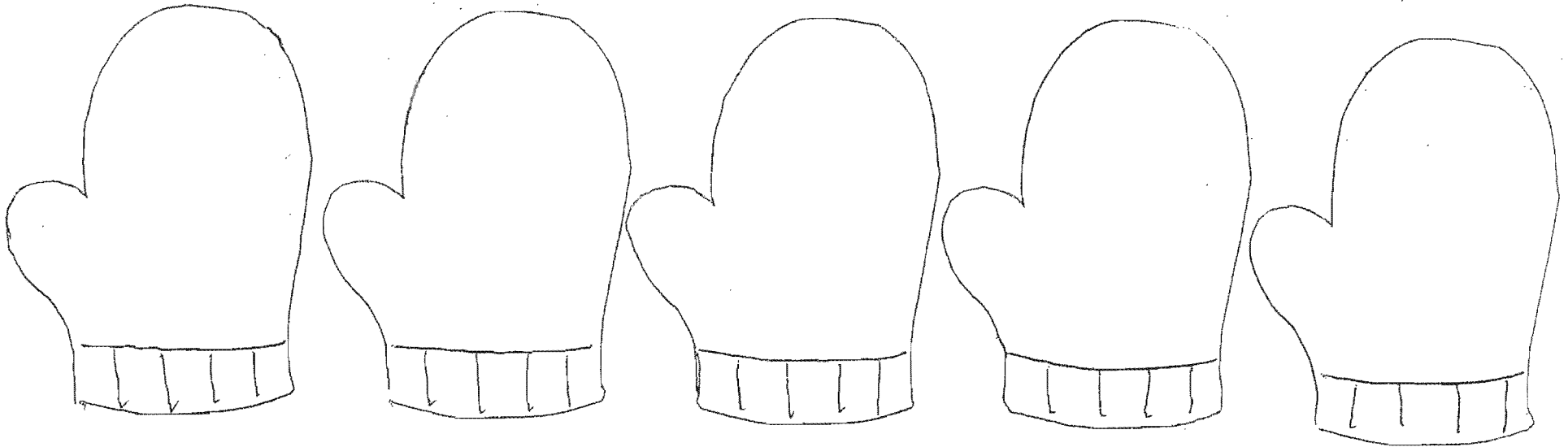
Mitten Ordinal Numbers

1. Color the 3rd mitten GREEN.
2. Put an X on the 1st mitten.
3. TRACE around the 2nd mitten with a PURPLE crayon.
4. Color the cuff of the 5th mitten ORANGE.
5. Put a smileie face on the 4th mitten with a BLUE crayon.





Mitten Ordinal Numbers

1. Color the 3rd mitten GREEN.
2. Put an X on the 1st mitten.
3. TRACE around the 2nd mitten with a PURPLE crayon.
4. Color the cuff of the 5th mitten ORANGE.
5. Put a smileie face on the 4th mitten with a BLUE crayon.






©TeachWithMe.com


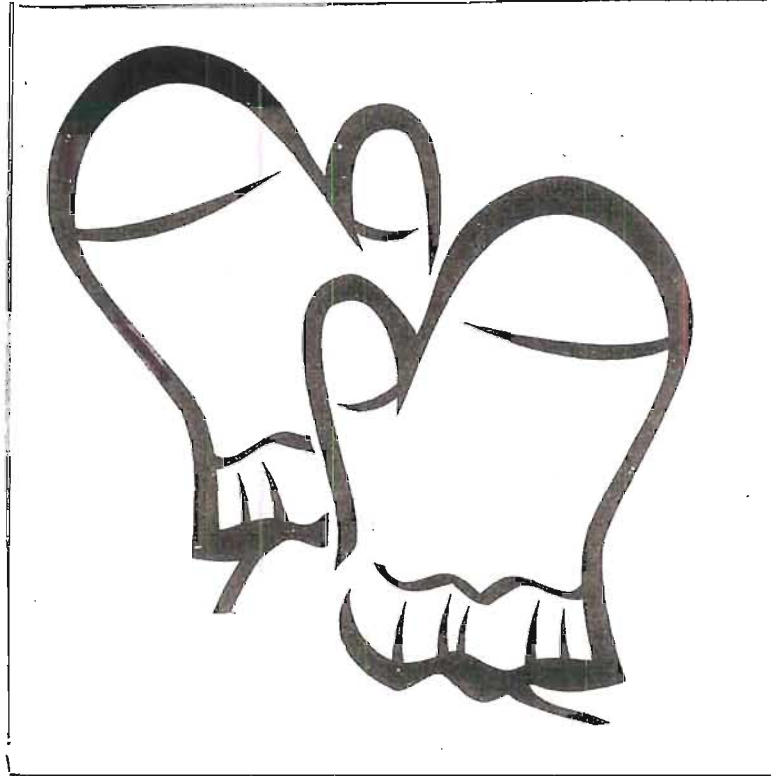


Similarities & Differences

There is a spy, one that is different in each row. Zap it with an X!



Small-medium & large mitten sort



Mittens come in many shapes and sizes. Cut, sort and glue the small-medium and large mittens to their correct boxes.

medium

large

small



small



medium



large



large



medium



small

Mittens come in many shapes, colors and sizes.
Please put these in order from small to medium to large.

small

medium

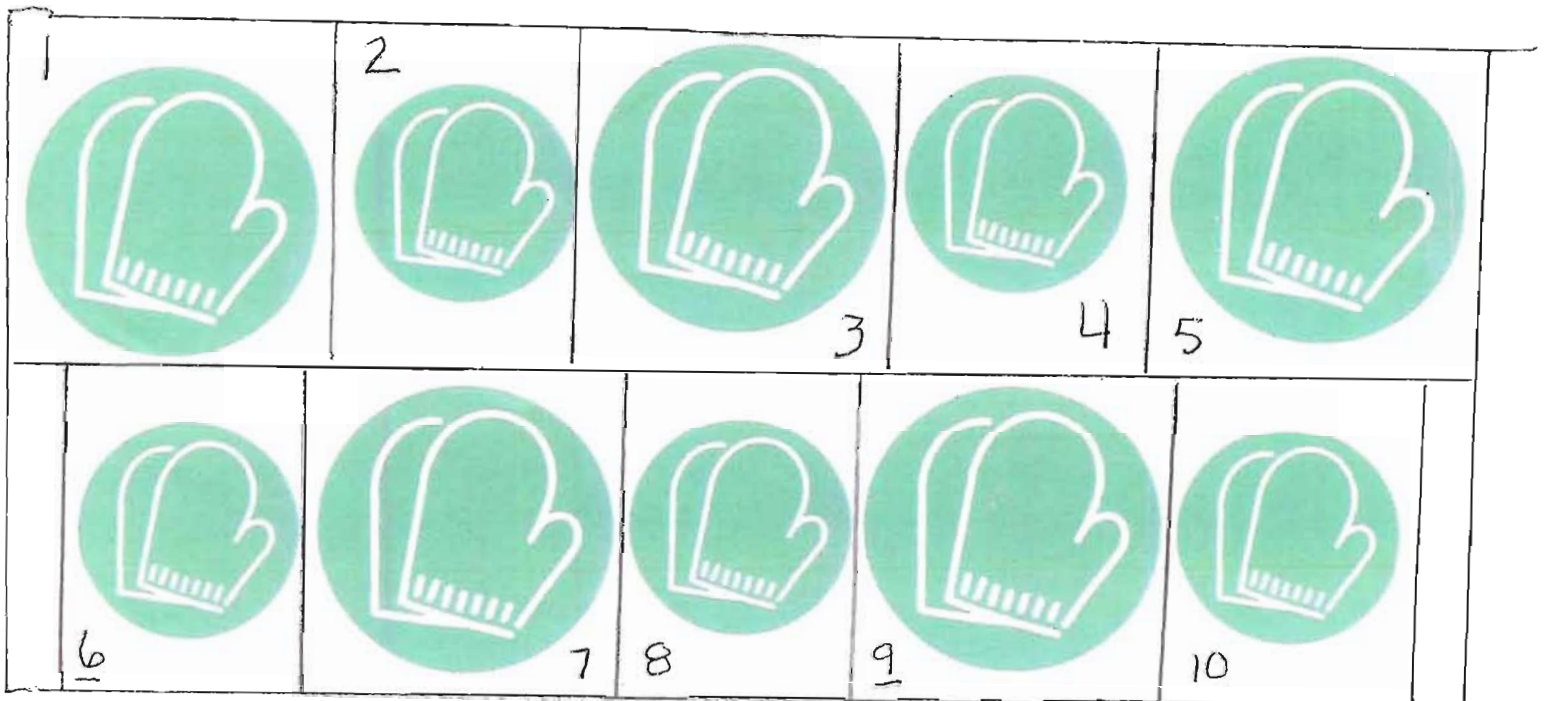
large

Sorting

Here are some things you can do with these mittens.

Your teacher will tell you what she wants you to do with your mittens.

- ❖ **CUT** out the mittens below and sort them into **small** and **large** piles.
- ❖ Sequence the numbers. Put them in order from 1-10
- ❖ Put all the **EVEN** numbers in one pile.
- ❖ Put all the **ODD** numbers in another pile.
- ❖ **GLUE** your mittens in a group of how your teacher wants you to glue them.



Sorting Sheet:

Small

Large

Sorting Sheet:

Odd

Even

Sorting Sheet:

Objects Sequenced In Order

1 2 3 4 5 6 7 8 9 10

[illegible]



Stamp a group/set of

_____.

What's Missing?






Fill in the missing link.

What's Missing?



Fill in the missing link.



What's the missing link?

COUNTING:

Fill in the missing numbers.



				5
			9	
		13		
	17			
21				



COUNTING:

Fill in the missing numbers.






ALPHABET

Fill in the missing letters.



	b			
		h		
			n	
	q			
u				



Lowercase

ALPHABET

Fill in the missing letters.





--

Lowercase

ALPHABET

Fill in the missing letters.



A				
	G			
		M		
			S	
				Y



Z

Uppercase

ALPHABET

Fill in the missing letters.





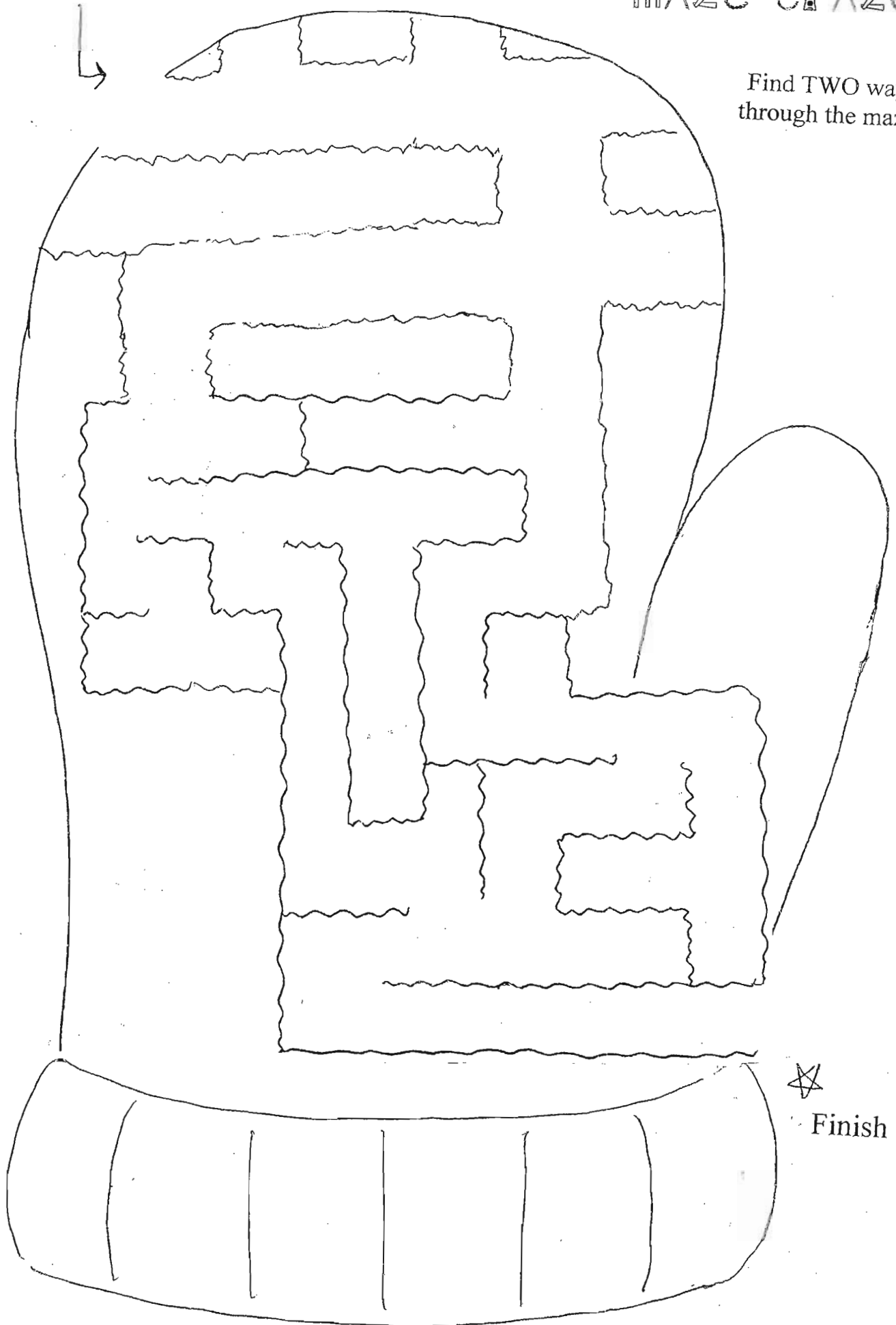
--

Uppercase

Start

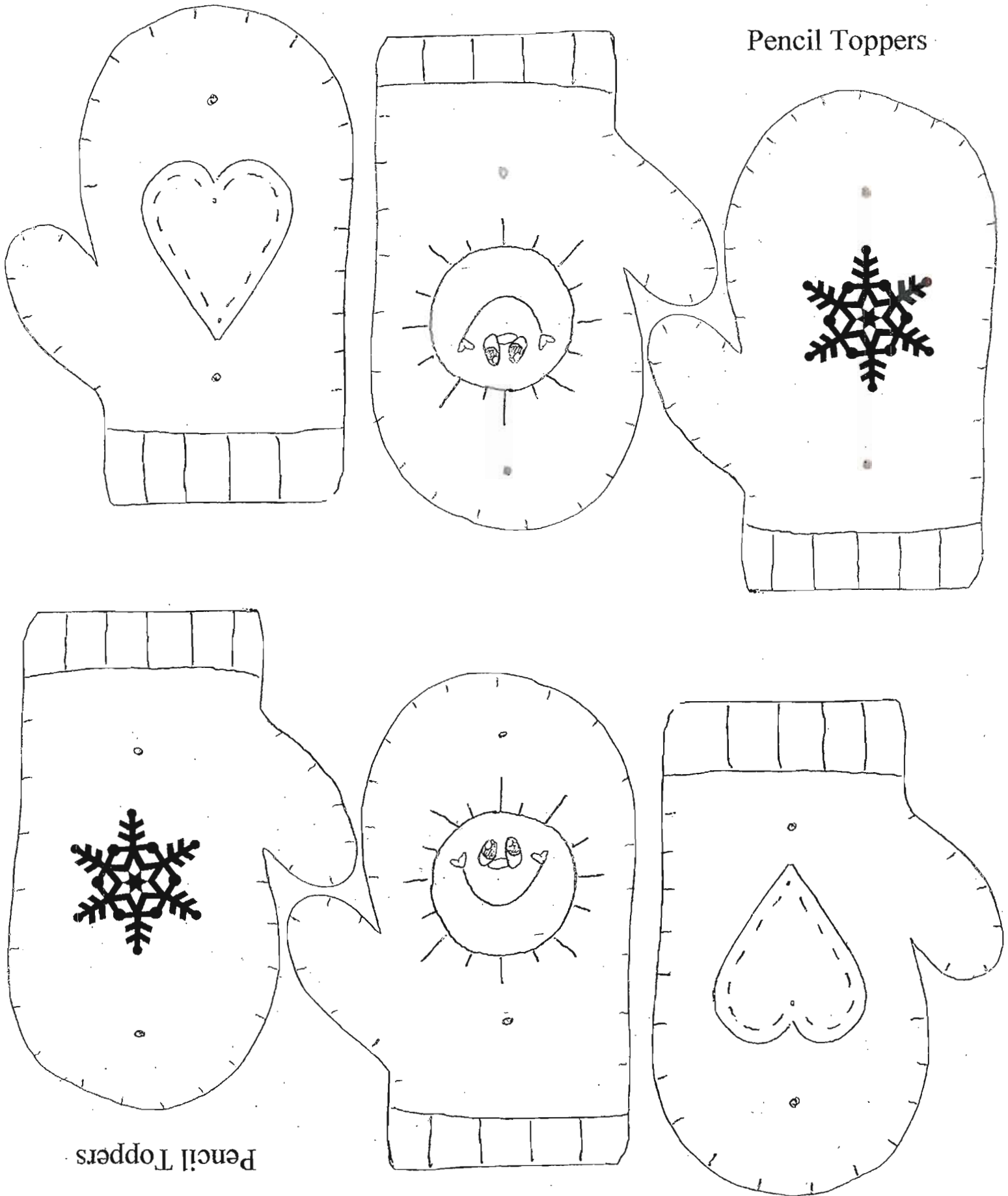
mAZe cRAZe

Find TWO ways
through the maze!

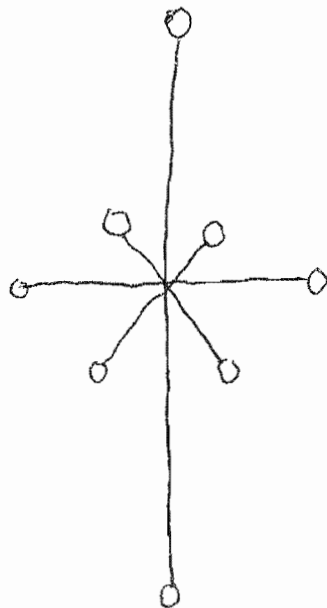


Finish

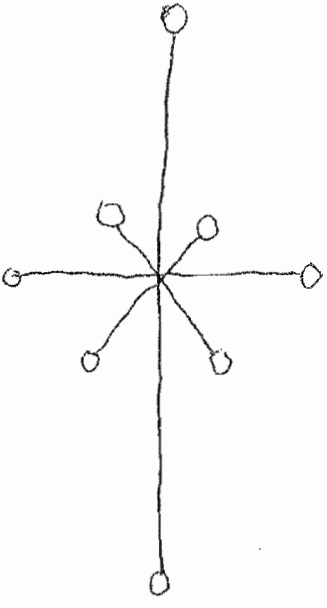
Pencil Toppers



Pinch & Poke A
Shape



Brrrr-illiant Work!
Pinch & Poke Mitten



Brrrr-illiant Work!
Pinch & Poke Mitten

Match the number to the word.

Use a DIFFERENT color for each one.



1

five



2

one



3

four



4

two



5

three

Match the number to the word.

Use a DIFFERENT color for each one.



6

seven



7

ten



8

six




9

nine



10

eight



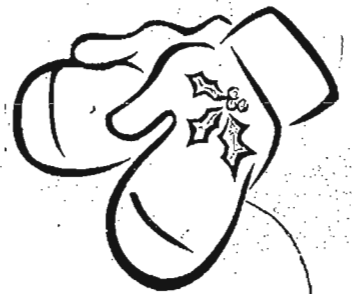



Snip &
Cut

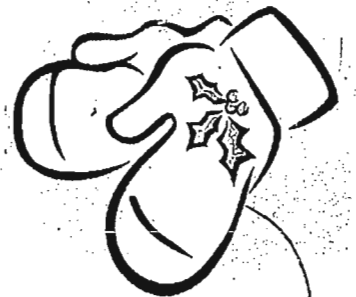



Snip &
Cut





Snip &
Cut



Snip &
Cut



1

1

one

2

2

two

3

3

three

4


4

four

5


5

five



Number Fun!





6

6

six

7

7

seven

8

8

eight

9


9

nine

10

10

ten

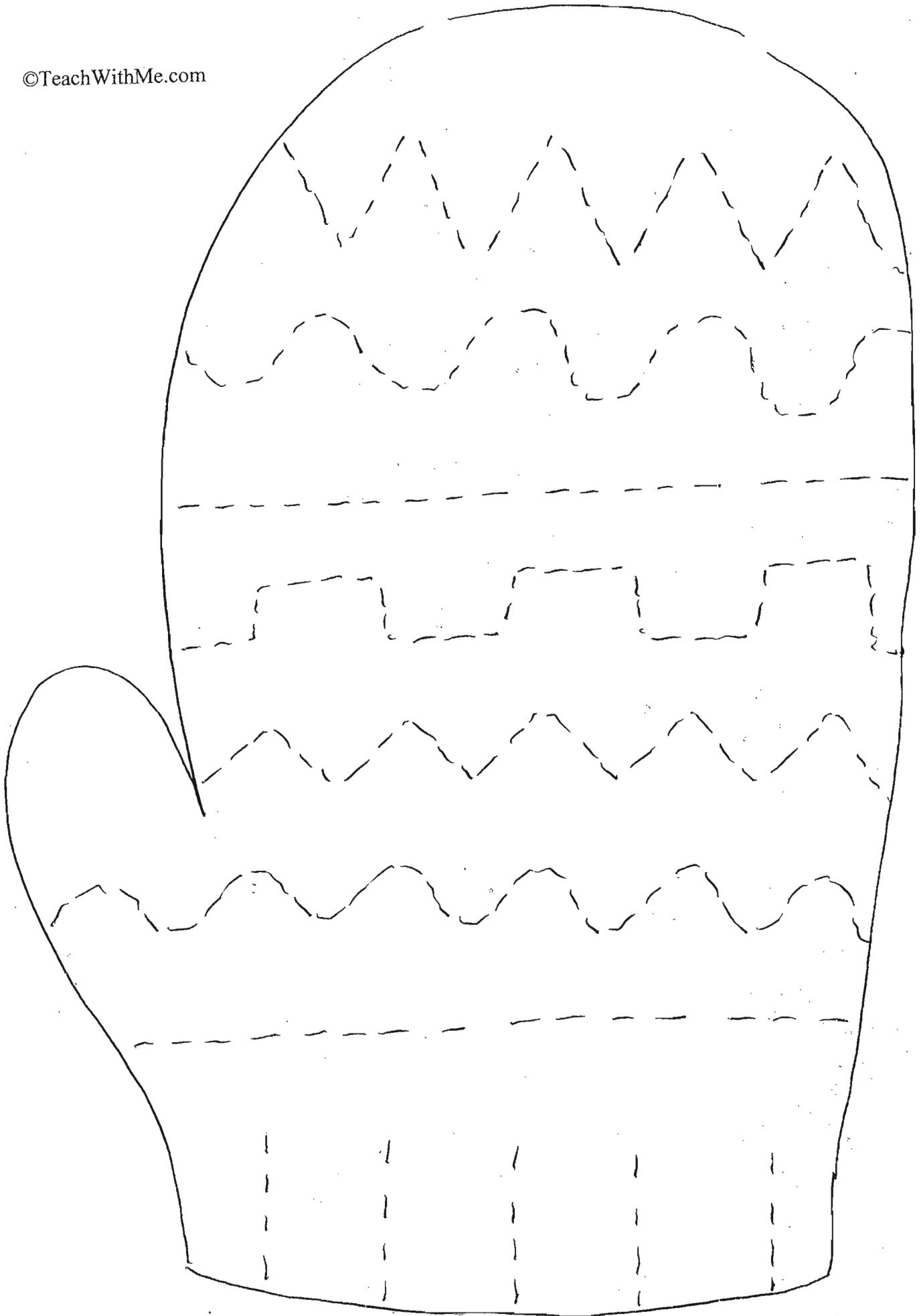




Number Fun!






TRACE the lines. Use a DIFFERENT color for each one.

©TeachWithMe.com





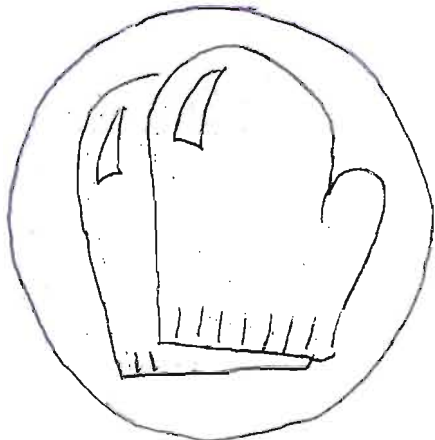
TRACE the dashed lines.





Look at how well I
write my name!

©TeachWithMe.com



Look at how well I
write my name!

©TeachWithMe.com



TRACE and WRITE the spatial direction words.

©TeachWithMe.com

above _____

beside _____

left _____

right _____

on _____

under _____


between _____


behind _____



January Writing Prompts

1. You're skiing. You hear a rumble. Look out! It's an avalanche. What do you do? Details please.
2. There's a \$100 prize for building the biggest and best snow sculpture at school. Who's on your team? What does your sculpture look like? Why should you win the prize? What will you do with the money if you win?
3. You're ice skating and your friend falls through the ice! What do you do?
4. You're in charge of the Winter Frolic Games. Tell me all about it. What kinds of games will there be? How will you advertise? What will be the prizes? Who will come?
5. It's a snow day. No school! What will you do with your day off?
6. The bus is on its way to school. The snow is coming down hard. It's almost blizzard conditions. Uh Oh! You go in the ditch. What happens next.
7. You're snowed in at school! It's a blizzard. No one can get home. Tell me how the overnight sleepover at school goes!
8. What's your favorite winter activity and why?
9. There are mysterious tracks all around the neighborhood snow fort and they look like they came from a huge animal. At the end of the trail is a small patch of blood. What's going on? What kind of animal or monster left those tracks? Is it really blood or just ketchup?
10. Frosty's hat really is magic! You tried it on and it took you to a winter wonderland! Where did you go and what did you do there?








Mitten Punctuation Sentences.

Put the correct punctuation (. ! ?) at the end of each sentence.

1. Will you help me find my mittens
2. I need to sort mittens today
3. My grandmother knitted my mittens
4. Yikes My mitten is unraveling
5. Help I can't find my mitten
6. The three little kittens lost their mittens
7. Do you like to wear gloves or mittens
8. Which color mittens do you like better, pink or blue
9. I only have one mitten
10. These mittens are wet




Answer
Key
GC

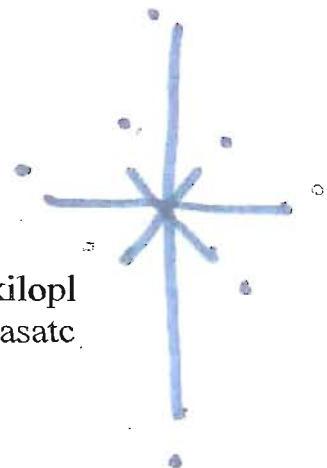
Winter Wonderland Word Search


artic
Happy New Year
freeze
hibernation
ice
icicle
frost
liquid
Martin Luther King
melt

mittens
sled
migration
penguin
polar bear
snow
snowflake
snowman
solid
winter



icimelwinarticliqmesnosolwinpolhahen
iekaosolwinsnpopenmigHappyNewYear
liqMaLumelarfrezzefroqpfrosticekilemk
froliqmelsledsolidsnosolwinliqicibifezl
hibernfreLuMarmeMartinLutherKingsle
migrfroswinhibernationpenpolbessnokilo
freezekfieja;eidianedandisleachwithme
skhejkeusnaliquidkdowlmeltcoldweahlill
mitsnomasltermittenskielasineoandlilnw
opekapalwinterkiehjastkeldadijaerjergap
iciclekdielohsygtrsfadeqwnbjkgiorpollo
kdioehaussolidskiejuhgfvytrsfsløpahj
jdkdueiejghawinterjfkguiehalsnowmanf
snowflakesnowkioeuhgtdfrsedwxvscfxre
kiodjapolarbearmbnbidskamigrationlido
dkguirjrjifoekdijsjushelloepkiougfhftgrefdscvxpenguinskilopl
jduehkdiejajeldkiwoppwajeiaheopfujgsledgfdvcrfdscxzdeasatc






Winter Wonderland Word Search

artic
Happy New Year
freeze
hibernation
ice
icicle
frost
liquid
Martin Luther King
melt

mittens
sled
migration
penguin
polar bear
snow
snowflake
snowman
solid
winter



icimelwinarcticliqmesnosolwinpolbahen
iekaosolwinsnpopenmigHappyNewYear
liqMaLumelarfrezzefroqpfrosticekilemk
froliqmelsledsolidsnosolwinliqicilibfezl
hibernfreLuMarmeMartinLutherKingsle
migrfroswinhibernationpenpolbessnokilo
freezekfieja;eidianedandisleachwithme
skhejkeusnaliquickdiwlmeltcoldweahlill
mitsnomasltermittenskielasineoandlinw
opekapalwinterkiehjastkeldadijaerjergap
iciclekdielohsygtrsfadeqwnbjkgiorpollo
kdioehaussolidskiejuhgfvytrsflopahj
jdkdueiejghawinterjfkguiehalsnowmanf
snowflakesnowkioeuhgtfrsedwxvscfxre
kiodjapolarbearmbnbidskamigrationldo

dkguirjrjifoekdijjsjushelloepkiougfhfgrefdscvxpenguinskilopl
jduehkdiejajeldkiwoppwajeiaheopfujgsledgfdvcrfdscxzdeasatc




Mitten Triple- Slider

Cut Slits,
Insert
Sliders:
Numbers,
Letters,
Shapes,
Students
color
shapes.

©TeachWith
me.com

Run Off on
a variety
of
colors



0
1
2
3
4
5
6
7
8
9
10

A
B
C
D
E
F
G
H
I

J
K
L
M
N
O
P
Q
R
S
T

U
V
W
X
Y
Z



@teachwithme.com sliders

Cut Out Sliders. Insert Into Slider Mitten Slits.

Slits to review numbers, letters & shapes.

For the alphabet Slider Glue 2nd Strip "J" under "I" & 3rd strip "U" under "T". To Avoid accidentally pulling out Strips you can glue a longer strip of paper on the end & then simply fold the end tabs in to pull the strip out to change to another slider.

Materials:

- Construction paper
- Scissors
- Glue sticks (If you want to back with construction paper)

Directions:

Prep:

- Run off master.
- Pre-cut slider strips
- Pre-cut slits in slider shape

The next day...

1. Children CUT out their slider shape. (You can mount it on a complimentary colored sheet of construction paper for more durability.)
2. Students WRITE their name on the BACK of their slider shape.
3. Children insert slider strip from the back to the front. Teacher decides what slider students will be working on. (ABC, 123, Shapes)
4. As a whole group, we use the manipulative to review the information on the slider.
5. I encourage the children to do it again for their parents and include a note about the slider in my newsletter.
6. I ask parents to ask their child to share their slider with them. It helps reinforce lessons, builds self-esteem, and shows their child that they care about what they are learning in school.
7. Since we have a slider for each theme, they make a nice collection. My students love collecting them.
8. Sliders are a nice quick and easy art project that nails and reviews several report card standards in a fun way. It's a great fine motor skill as well.
9. After my students are done with their slider, they clean up their work station, leave their slider at the table and transition to a Tummy Tubby Time activity. When everyone is done, they get their slider and sit on our *Circle of Friends* carpet.
10. Depending on time, we insert 1 or 2 sliders and review the material as a whole group. I'll have them put the shortest shape slider strip in, take the other sliders back to their desk, and we'll review body parts (put your slider on your elbow, knee, wrist etc.), then we'll use it for spatial directions; (put your slider on, behind, above, beside you.) We'll finish up with the *Slider Pokey* and finally "Blast Off" counting from 10-0 and then go put our sliders in our backpacks. ☺



Body Part Identification

- ❖ Put the mitten on your shoulder.
- ❖ Put the mitten on your shin.
- ❖ Put the mitten on your knee.
- ❖ Put the mitten on your elbow.
- ❖ Put the mitten on your leg.
- ❖ Put the mitten on your wrist.
- ❖ Put the mitten on your thigh.
- ❖ Put the mitten on your forehead.
- ❖ Put the mitten on your waist.
- ❖ Put the mitten on your hip.
- ❖ Put the mitten on your left hand.
- ❖ Put the mitten on your right hand.
- ❖ Put the mitten on your palm.
- ❖ Put the mitten on your head.
- ❖ Put the mitten on your heel.
- ❖ Put the mitten on your toes.
- ❖ Put the mitten on your foot.
- ❖ Put the mitten on your back.
- ❖ Put the mitten on your neck.
 - Turn around.
 - Sit down.
 - You're done.
 - Having fun?



Mitten Pokey

Put your mitten in
Take your mitten out
Put your mitten in
Now you shake it all about
You do the Mitten Pokey and you turn your self around.
That's what it's all about.

You put your mitten up.
You put your mitten down.
Your put your mitten up.
Now your twirl it all around.
You do the Mitten Pokey and you turn your self around
That's what it's all about.

You put your mitten to the left.
You put your mitten to the right.
You put your mitten to the left.
Now you hide it out of sight.
You do the Mitten Pokey and you turn your self around
That's what it's all about.

You do the Mitten Pokey.
You do the Mitten Pokey.
You do the Mitten Pokey.
Happy Happy Happy
New Year!



Wow!



did Brrrrrrrrrr~illiant
work today during our
mini-mitten unit!

Teacher

Date





January Bibliography:

The ones in blue are extra-special favorites.



My Books To Read:

1. A Snowman Named Just Bob, Moulton \$14.95
2. A Snowy Surprise, Hest \$3.99
3. A Winter Day, Florian \$3.99
4. All You Need For A Snowman, Lavalley, \$6.25
5. Arctic Fives Arrive, Pinczes \$3.99
6. Bears Busy Year (A book about seasons) Leonard \$11.95
7. Best Friends in the Snow, Medearis \$3.99
8. Big Bear Little Bear, Bedford \$6.25
9. Cat and Mouse in the Snow, Bogacki \$16.00
10. Dream Snow, Carle \$21.99
11. Five Little Penguins Slipping On The Ice, Metzger \$4.25
12. Flip & Flop, Apperley 3.99
13. Frosty The Snowman \$1.49
14. Frosty The Snowman, Rollins \$10.95
15. Frozen Noses, Carr \$4.25
16. Here Comes the Snow, Medearis \$3.99
17. Jack and Jill and Big Dog Bill, Weston \$3.99
18. January Brings The Snow (A book of the months) Coleridge \$6.95
19. Look-A Snowflake, Craig \$1.95
20. Millions of Snowflakes, Siddals \$2.95
21. Names For Snow, Beach \$14.95
22. One Snowy Day, Scherer \$3.99
23. Penguins 123, Schafer \$3.99
24. Puppies in the Snow, Young \$3.99
25. Sledding, Winthrop \$3.99
26. Snow, Dane-Bauer \$3.99

27. Snow, P.D. Eastman \$7.99
28. Snow Angels, Hood \$2.95
29. Snow Bears, Waddell \$3.99
30. Snow Dance, Evans \$3.99
31. Snow Family, Kirk \$6.95
32. Snow Music, Perkins \$4.25
33. Snow Play, Spohn \$11.95
34. Snow What Fun! Hawkinson \$9.95
35. Snowballs, Ehlert \$7.00
36. Snowmen At Night, Buehner \$4.95
37. The Big Red Sled, Gerver \$3.99
38. The Biggest Snowman Ever! Bennett \$3.99
39. The Littlest Angel, Dubowski \$1.39
40. The Mitten, Brett \$4.95
41. The Mitten, Walsh \$2.95
42. The Mouse That Jack Built, Szekeres' \$2.99
43. The Puzzled Penguin Pop-Up book, Faulkner \$11.95
44. The Snow Bear, Moss \$12.95
45. The Snowy Day (A board book) \$5.95
46. There Was A Cold Lady Who Swallowed Some Snow! Cotandro \$3.99
47. Tacky and the Emperor, Lester \$5.95
48. Tacky In Trouble, Lester \$5.95
49. Tacky The Penguin, Lester \$5.95
50. Tacky: Three Cheers For Tacky, Lester \$5.95
51. Tackylocks & The Three Bears, Lester \$5.95
52. When It Starts To Snow, Gershator \$14.95
53. When Will It Snow? Crisp \$5.95
54. When Winter Comes, Van Laan \$5.95
55. Winter Wonderland, Rogers \$2.95
56. Winter Is Here! Weinberger \$3.99
57. Winter's Song, Daniel \$2.95
58. Without You, Weeks \$16.99



Children's Book Basket:

1. A Frosty Day (A Little Golden book), Posner \$2.49
2. A Little Bit Of Winter, Stewart \$4.25
3. A Silly Snowy Day, Coleman \$3.95
4. Ah-choo! Cuyler \$3.25

5. Alaska's Three Bears, Cartwright \$4.95
6. Amy Loves The Snow, Hoban \$2.95
7. Animal World: The Penguin \$4.25
8. Antarctic Antics, Sierra \$3.99
9. Baby Beluga, Wolff, \$3.99
10. Bear Snores On, Wilson \$4.95
11. Big Tracks, Little Tracks, Selsam \$3.99
12. Copy Me, Copycub, Edwards \$3.99
13. Dinofours: It's Snowing!, Metzger \$3.95
14. Follow The Polar Bears, Black \$3.99
15. Footprints in the Snow, Benjamin \$3.99
16. Frosty The Snowman, \$1.95
17. Frosty The Snowman Board Book \$5.59
18. Geraldine's Big Snow, Keller \$3.99
19. Helping, Perich \$1.00
20. Here Comes Winter, Craig \$2.95
21. Huggly's Snow Day, Arnold \$3.25
22. It's Winter, Glaser, \$4.95
23. Let It Snow, Palazzo-Craig \$2.95
24. Little Polar Bear Finds A Friend, deBeer \$4.95
25. Living In The Arctic, Fowler \$5.95
26. Love Songs of the Little Bear Wise Brown, \$14.95
27. Max and Maggie In Winter (A NICE MICE book) \$2.95
28. Nature's Wild Penguins, Resnick \$5.95
29. Over In The Arctic, Roop \$4.25
30. Papa Papa (Penguins) Marzollo \$3.95
31. Penguin Pete, Ahoy!, Pfister \$4.25
32. Penguin Pete and Little Tim, Pfister \$4.25
33. Penguin Pete and Pat, Pfister \$4.25
34. Plenty of Penguins, Black \$3.99
35. Polar Babies, Ring \$3.95
36. Polar Bears, Canizares \$3.95
37. Polar Bear, Polar Bear, What Do You Hear? (Board Book) Martin \$6.95
38. Scooby-Doo: That's Snow Ghost, Wigand \$3.95
39. Slippidy Seal, Preston \$4.95
40. Snow, Wallace \$9.95
41. Snow Day, Fain \$5.95
42. Snow Day, Balducucci \$2.95
43. Snow Day, Maestro \$4.95
44. Stella Queen of the Snow, Gay \$4.95
45. Stone Soup, McGovern \$2.95
46. Teddy's Snowy Day, Beck \$4.25
47. The Big Snowball, Lewison \$3.99

48. The Biggest Snowman Ever, Kroll \$3.99
49. The Biggest, Best Snowman, Cuyler \$5.95
50. The Biggest Snowball, Lewison \$3.95
51. The Biggest Snowball Ever! Rogan \$3.99
52. The Emperor's Egg, Jenkins \$14.95
53. The Fattest, Tallest, Biggest Snowman Ever, Ling \$3.99
54. The Friendly Snowman, Gordon \$2.95
55. The Little Snowflake, Metzger \$3.95
56. The Missing Mitten Mystery, Kellogg \$6.95
57. The Mitten Tree, Christiansen \$4.95
58. The Snow Angel, Debby Boone \$10.95
59. The Snow Child, Gliori \$5.95
60. The Snow Lambs, Gliori \$3.99
61. The Snowman Storybook, Briggs \$3.25
62. The Snow Storm, Amery & Cartwright \$2.95
63. The Snow Storm, Richard Scarry \$2.95
64. The Snowy Day, Keats \$4.95
65. The Tiny Snowflake, Ginolfi \$7.99
66. This Bird Can't Fly, Canizares \$3.29
67. Wake Me In Spring, Preller \$3.99
68. Welcome to the Ice House, Yolen \$3.99
69. What Do You Know? Snow! Hudson, \$3.99
70. What Happened? Williams \$2.75
71. White Snow Bright Snow, Tresselt \$3.95
72. Where Do You Sleep, Little One? Hooper \$4.95
73. Why I Sneeze, Shiver, Hiccup, and Yawn, Berger \$5.95
74. Winter Days In The Big Woods, Wilder \$4.25
75. Winter Snowman \$5.95

Martin Luther King Books:

1. Martin Luther King, Jr. The Fight For Freedom, Mattern \$3.99
2. A Picture book Of Martin Luther King, Jr., David A. Adler \$4.95
3. Easy Theme Readers: Famous Americans: Martin Luther King, Jr. Marcia S. Gresko \$2.49
4. Let's Read About Rosa Parks, Courtney Baker \$3.99
5. Marching To Freedom: The Story of Martin Luther King, Jr., Joyce Milton \$3.99 (Includes seven pages of photographs.)
6. Yo! Yes? Chris Raschka \$4.95

New Books I've Just Added (I really needed more right?)

January:

1. Baa-Choo! Sarah Weeks, \$3.95

2. Curious George Goes Sledding, Margret and H.A. Reys \$4.50
3. Don't Wake Up The Bear, Murray, \$6.95
4. Ice, Berger \$2.99
5. Polar Babies, Susan Ring \$3.99
6. Puppies In The Snow, Young \$4.59
7. Sledding, Elizabeth Winthrop \$3.99
8. Snow, Berger \$2.99
9. Snow Bear, Harper \$15.95
10. Snow Day, Plourde, \$4.99
11. The Abominable Snow Teacher, Lisa Passen \$4.25
12. The Bear Under The Stairs, Cooper \$5.95
13. The Biggest Snowball Fight! Medearis \$3.99
14. The Magic Snowman: A sort-to-touch story, Baxter & Jones \$14.95
15. The Smallest Snowman, Sara Fisch \$3.99
16. The Snow Champion, Carol Pugiano-Martin \$3.99
17. Under My Hood I Have A Hat, Kuskin \$3.99
18. Winter Wonderland with the Care Bears, Justin Spelvin \$3.99
19. The Biggest Snowball Fight! Medearis \$3.99

