




# Teaching With Angry Birds!



©TeachWithMe.com

## Angry Birds Activities



Are your children/students crazy over the game *Angry Birds*?

Sometimes you can harness that enthusiasm and have it overflow into school lessons, by incorporating those goofy characters into their skill sheets and activities.


I remember when Pokemon was all the rage. My second graders were so addicted, that the principal had to put a ban on card collecting at recess.

To motivate them to study spelling, I drew the characters on their spelling lists and gave bookmarks to anyone who got a 100 on their test.

I couldn't believe how they improved.

I was reading another teacher's blog yesterday and a kindergarten teacher was asking others if they had any ideas for letter and number help with an Angry Bird theme, as one of her struggling students really enjoyed that game.

Even my 4-year-old grandson loves to play it. I thought why not design some activities that will hopefully help this child, as well as others who might also enjoy these crazy little birds and that adorable pig.



Thanks to the free clipart of Melysa Gonzalez at [squidoo.com](http://squidoo.com)'s party ideas,

<http://www.squidoo.com/angry-birds-party-ideas>

I was able to make traceable upper and lowercase alphabet cards, as well as number cards. These make great Itty Bitty booklets as well as games.

Make these into **Memory Match** games, or pass a card out to students and play “***I Have-Who Has?***”

Sprinkle them on the floor and have students who have an uppercase letter find a lowercase letter.

Play with a partner and put the cards in alphabetical order.




Make a bird bag like the one pictured at [Squidoo](http://www.squidoo.com/angry-birds-party-ideas).

For the template click on the link. [Angry Bird bag patterns](http://www.thepartyanimal-blog.org/Downloads/Angry_Birds_Balloon_Templates.pdf).

[http://www.thepartyanimal-blog.org/Downloads/Angry\\_Birds\\_Balloon\\_Templates.pdf](http://www.thepartyanimal-blog.org/Downloads/Angry_Birds_Balloon_Templates.pdf)

Students reach in and pull out a card and identify it. If they do, they stay in the circle, if they can't they are out of the game.



Make the game even more exciting by playing **Kaboom**.

Pass around the bird bag. Instead of showing their card as they choose it, students keep their card a secret.


Teacher chooses a student to start the game. They show and identify their card and then call on anyone.

That person shows and identifies their card. If it is a red-bird Kaboom card, they are both out, and everyone yells KABOOM.



Another really fun whole-group game is “SWAT!” The Dollar Store is currently selling two fly swatters for a dollar. Ironically they are lime green and yellow!

Make 2 balloon birds and tape them it to the top of each one of the flyswatters.



Sprinkle the piggy alphabet cards on the floor face up.

Choose 2 children who have 30 - 60 seconds to swat piggy cards with their angry bird swatters.

Teacher calls out the letter that they should swat. The first bird to swat the card gets the point.





If they don't slap the correct piggy their turn ends. I've designed "Super Swatter" certificates of praise for the "slap happy" students who participated.

Click on the link to print the patterns for the [Balloon Angry Birds](#).

[http://www.thepartyanimal-blog.org/Downloads/Angry\\_Birds\\_Balloon\\_Templates.pdf](http://www.thepartyanimal-blog.org/Downloads/Angry_Birds_Balloon_Templates.pdf)

[Dabble with Dawn](#) inspired my next game idea.

<http://dabblewithdawn.blogspot.com/2011/11/angry-birds-part-3.html>

She had an Angry Bird birthday party for her son. Click on the link to view her creative ideas.



Make a Dixie cup tower like Dawn did in this photo; only make one with 26 cups, one for each letter of the alphabet.

Print my piggy letter cards and tape one around each cup.

Give students a small red rubber ball that you have drawn bird features on.

Each child gets to toss the ball one time at the piggy letter-cup tower.

Children get to score a point for whatever pig letter cups that topple, only if they can identify the letter on the cup.

The student with the most points wins the game.



My Y5's always enjoyed wearing masks, and it truly helped the shyer students come out of their shells, so I designed an Angry Bird "I Spy!" mask for more fun activities.

Run off the bird mask on red, yellow, white, black, and blue construction paper.

Students choose a color and cut out their bird. You can add that bit of extra pizzazz by adding a feather to the top with a glue dot.

To expedite things, run off and pre-cut the beaks using yellow construction paper.

Students glue a beak to the middle.

Little ones will need help cutting the eyeholes. Tape a Popsicle to the bottom.

Students can now go around the room spying letters and numbers "tweeting" out their success when they find something starting with the letter A, or actually see that letter etc.



[Dawn](#) also made a cute piggy mask out of a paper plate.



You can do these same “I Spy” games by making a piggy magnifying glass. Have students use it when they are reading.

Being able to catch and toss a beanbag is a Y5 report card standard so I designed this activity:

Section off a lime green sheet of tag board into 26 squares.



Write a letter of the alphabet in each square. Buy a slingshot at The Dollar Store or a novelty shop.

Give each child a turn to sling a red, yellow, blue, or black beanbag onto the tag board. You can easily make these by sewing up squares of felt and filling them with rice.

To make the game more Angry Bird appropriate, draw a bird face onto the beanbags, and draw piggy faces in the corner of each square on the tag board.


Whatever letter their beanbag bird lands on, the student identifies. If they can't, they are out of the game.

You could also put the Dixie cup letters on the tag board and see how many pig letter cups their beanbag bird knocks down.

Students accumulate points by how many letters they can identify.



After playing games, reward students with pencils topped with an Angry Bird or a piggy. Add a colored feather to the birds for that finishing touch.



The piggy and bird number and letter sliders are also a fun way to spy and review numbers and letters.



I've also included 7 Angry Bird skill sheets including 3 "I Spy" tabletop ones. Teacher starts by calling out a letter/number.

Students trace the piggy letter/number with a green marker or crayon.

The first child with their hand raised gets to spy the next letter/number 'til everyone has had a turn.



Finally, I created Piggy Puzzles as a fun way to reinforce upper and lowercase letter recognition and matching.

Students match the uppercase letter helmet to the lowercase letter pig. Run off my templates on lime green construction paper, laminate and cut the pieces apart.

This is a fun way to partner children for a game or activity too!



As an incentive, I've created Angry Birds certificates of praise + students can keep track of which letters they know by tracing them on their Angry Birds Letter Logs.

Parents can use playing the real game as an incentive for learning as well. For each letter/number recognized, their child earns a minute of time on the computer.

If you're looking for some coloring pages, click on the links. [Angry Bird Coloring page 1](#).

<http://4.bp.blogspot.com/-TRLaaZQlXiM/Toil62g3aOI/AAAAAAAAAKs/c73gCb1899g/s1600/angry-birds-coloring-pages+%25282%2529.gif>


## **Angry Bird Coloring page 2.**

[http://www.supercoloring.com/image\\_print.php?img\\_src=http://1.bp.blogspot.com/-\\_6UsoMixmPM/ToiIWTN-PHI/AAAAAAAAAKI/2P\\_fDsUnldk/s1600/angry-birds-coloring-pages.gif](http://www.supercoloring.com/image_print.php?img_src=http://1.bp.blogspot.com/-_6UsoMixmPM/ToiIWTN-PHI/AAAAAAAAAKI/2P_fDsUnldk/s1600/angry-birds-coloring-pages.gif)

I hope these activities are fun for your students and help them blast through those learning blockades!








# I Spy!

Help the bird ZAP the uppercase letter pigs by TRACING them with a green crayon or marker as they are called. Raise your hand when you are done. Take your paper home and play again and zap the letter pigs by TRACING the green CIRCLE around them.


Help the bird ZAP the lowercase letter pigs  
by TRACING them with a green crayon or marker  
as they are called. Raise your hand when you are done.  
Take your paper home and play again and zap the letter pigs  
by TRACING the green CIRCLE around them.

**I Spy!**

TeachWithMe.com




Help the bird ZAP the number pigs  
by TRACING them with a green crayon or marker  
as they are called. Raise your hand when you are done.  
Take your paper home and play again and zap the number pigs  
by TRACING the green CIRCLE around them.



**I Spy!**





# ANGRY BIRDS

Alphabetize the letters in Angry Birds.

Guess how many letters are missing. \_\_\_\_\_

Count how many there are. \_\_\_\_\_


Subtract from 26.

How many really are missing? \_\_\_\_\_



# ANGRY BIRDS

How many new words can you make out of the words Angry Birds?



Say the letters as you trace and dab away!




TRACE the uppercase letters and then using RED and GREEN bingo dot daubers, bingo dot an ABAB pattern to get to the pig!






TRACE the lowercase letters and then using YELLOW and GREEN bingo dot daubers, bingo dot an ABAB pattern to get to the pig!



Say the letters as you trace and dab away!



# Kaboom Template













TeachWithMe.com

Angry Bird clipart from:

<http://www.sherykdesigns-blog.com/2012/01/free-printable-birthday-kit-angry-birds.html>











My Alphabet Itty Bitty Booklet	My Alphabet Itty Bitty Booklet
My Alphabet Itty Bitty Booklet	My Alphabet Itty Bitty Booklet
My Alphabet Itty Bitty Booklet	My Alphabet Itty Bitty Booklet
My Alphabet Itty Bitty Booklet	My Alphabet Itty Bitty Booklet
My Alphabet Itty Bitty Booklet	My Alphabet Itty Bitty Booklet

Challenge word flashcards for Bird alphabet 1







 Aa	 Bb
 Cc	 Dd
 Ee	 Ff
 Gg	 Hh
 Ii	 Jj



Challenge word flashcards for Bird alphabet 2

 Kk	 Ll
 Mm	 Nn
 Oo	 Pp
 Qq	 Rr
 Ss	 Tt

Challenge word flashcards for Bird Alphabet 3

 Uu	 Vv
 Ww	 Xx
 Yy	 Zz



# Congratulations

---

Is a super swatter  
and did a great job slapping letters  
in our alphabet game today!



Teacher: \_\_\_\_\_ Date: \_\_\_\_\_

# Congratulations





















---

Is a super swatter  
and did a great job slapping letters  
in our alphabet game today!























Teacher: \_\_\_\_\_ Date: \_\_\_\_\_













Challenge word flashcards for Birds Slap Game











Challenge word flashcards for Bird Slap Game

Challenge word flashcards for bird uppercase Slap Game











 	 
 	 
 	 

Challenge word flashcards for Bird Slap Game











 a	 b
 c	 d
 e	 f
 g	 h
 i	 j



Challenge word flashcards for Bird Slap Game











 k	 l
 m	 n
 o	 p
 q	 r
 s	 t

Challenge word flashcards for Bird Slap Game

 u	 v
 w	 x
 y	 z
	
	

My Counting Itty Bitty Word Card Booklet	My Counting Itty Bitty Word Card Booklet
My Counting Itty Bitty Word Card Booklet	My Counting Itty Bitty Word Card Booklet
My Counting Itty Bitty Word Card Booklet	My Counting Itty Bitty Word Card Booklet
My Counting Itty Bitty Word Card Booklet	My Counting Itty Bitty Word Card Booklet
My Counting Itty Bitty Word Card Booklet	My Counting Itty Bitty Word Card Booklet

Challenge word flashcards for Bird Slap Game

 1	 2
 3	 4
 5	 6
 7	 8
 9	 10



# Letter Log

---

\_\_\_\_\_ knows these uppercase letters!

A B C D E F G H I  
J K L M N O P Q R  
S T U V W X Y Z





# Congratulations

\_\_\_\_\_ knows their uppercase letters!  
Keep up the great work.

Teacher: \_\_\_\_\_

Date: \_\_\_\_\_





# Letter Log

\_\_\_\_\_ knows these lowercase letters!

a b c d e f g h i

j k l m n o p q r

s t u v w x y z




# Congratulations

\_\_\_\_\_ knows their lowercase letters!  
Keep up the great work.

Teacher: \_\_\_\_\_

Date: \_\_\_\_\_






# Congratulations

---

can identify numbers 0-10  
Keep up the great work.

Teacher: \_\_\_\_\_

Date: \_\_\_\_\_





EDUCATION:  
TIME:  
CREDIT HOURS:  
DIVISION:

INSTRUC  
EMAIL

SS:

(Use  
acknow  
581-7800  
something is  
ase honor th

PPPOINT

work with me  
spur of the  
and want y

College Writing  
John Langan

Black ink pen &  
dictionary & the  
encourage stud  
ake sure you  
that you don  
ember to ha  
leaf pape

COURSE  
SCRIPTION  
CATALOG:

Didme





To devel  
writing ess



## I Spy magnifying glasses

### Directions:

- Run off the pigs on lime green construction paper.
- Cut out their noses.
- Laminate them.
- Glue them to a fat Popsicle stick with E6000 glue and use Duct tape to reinforce them.
- Students "Spy" letters with their Piggy Magnifying glass.











Bird # Slider

Number strip for Bird slider.

	0	1	2	3	4	5	
	6	7	8	9	10		

	0	1	2	3	4	5	
	6	7	8	9	10		

	0	1	2	3	4	5	
	6	7	8	9	10		

	0	1	2	3	4	5	
	6	7	8	9	10		

11	12	13	14	15	16	
17	18	19	20			

11	12	13	14	15	16	
17	18	19	20			

11	12	13	14	15	16	
17	18	19	20			


11	12	13	14	15	16	
17	18	19	20			



I

J

K





P

Q

R

S





Alphabet  
Pig  
Slider

A  
B  
C  
D  
E  
F  
G  
H  
I

J  
K  
L  
M  
N  
O  
P  
Q  
R  
S  
T

U  
V  
W  
X  
Y  
Z

A  
B  
C  
D  
E  
F  
G  
H  
I

J  
K  
L  
M  
N  
O  
P  
Q  
R  
S  
T

U  
V  
W  
X  
Y  
Z








Run off on  
Red, yellow, Blue  
Black & white.






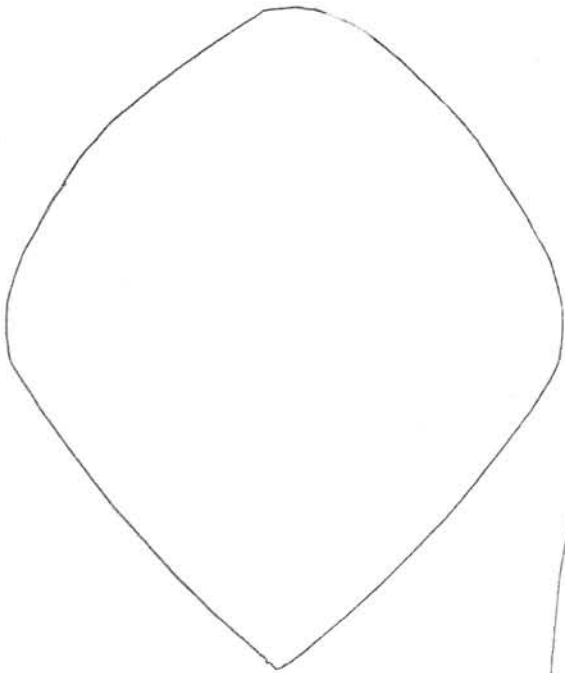
Put on the mask  
and  
Spy letters  
& #'s.





Bind Beaks

Yellow Construction  
Paper
















Pencil  
Topper

Reward  
Pencils





Pencil  
Toppers





Run off on yellow construction paper.  
Cut out. Cut slits.  
Insert pencil.



Pencil  
Toppers  
Green  
Paper











TeachWithMe.com

## Piggy Puzzles





- Run off on lime green construction paper.
- Laminate and cut apart.
- Students match the uppercase to the lowercase letter.
- This is a fun way for students to pair up with a partner for a game or activity.



TeachWithMe.com

## Piggy Puzzles

- Run off on lime green construction paper.
- Laminate and cut apart.
- Students match the uppercase to the lowercase letter.
- This is a fun way for students to pair up with a partner for a game or activity.







TeachWithMe.com

## Piggy Puzzles

- Run off on lime green construction paper.
- Laminate and cut apart.
- Students match the uppercase to the lowercase letter.
- This is a fun way for students to pair up with a partner for a game or activity.









TeachWithMe.com

## Piggy Puzzles





- Run off on lime green construction paper.
- Laminate and cut apart.
- Students match the uppercase to the lowercase letter.
- This is a fun way for students to pair up with a partner for a game or activity.



TeachWithMe.com

## Piggy Puzzles

- Run off on lime green construction paper.
- Laminate and cut apart.
- Students match the uppercase to the lowercase letter.
- This is a fun way for students to pair up with a partner for a game or activity.







TeachWithMe.com

## Piggy Puzzles

- Run off on lime green construction paper.
- Laminate and cut apart.
- Students match the uppercase to the lowercase letter.
- This is a fun way for students to pair up with a partner for a game or activity.









TeachWithMe.com

## Piggy Puzzles

- Run off on lime green construction paper.
- Laminate and cut apart.
- Students match the uppercase to the lowercase letter.
- This is a fun way for students to pair up with a partner for a game or activity.



TeachWithMe.com

## Piggy Puzzles

- Run off on lime green construction paper.
- Laminate and cut apart.
- Students match the uppercase to the lowercase letter.
- This is a fun way for students to pair up with a partner for a game or activity.