


Presidents



Fold

Do NOT Disturb!

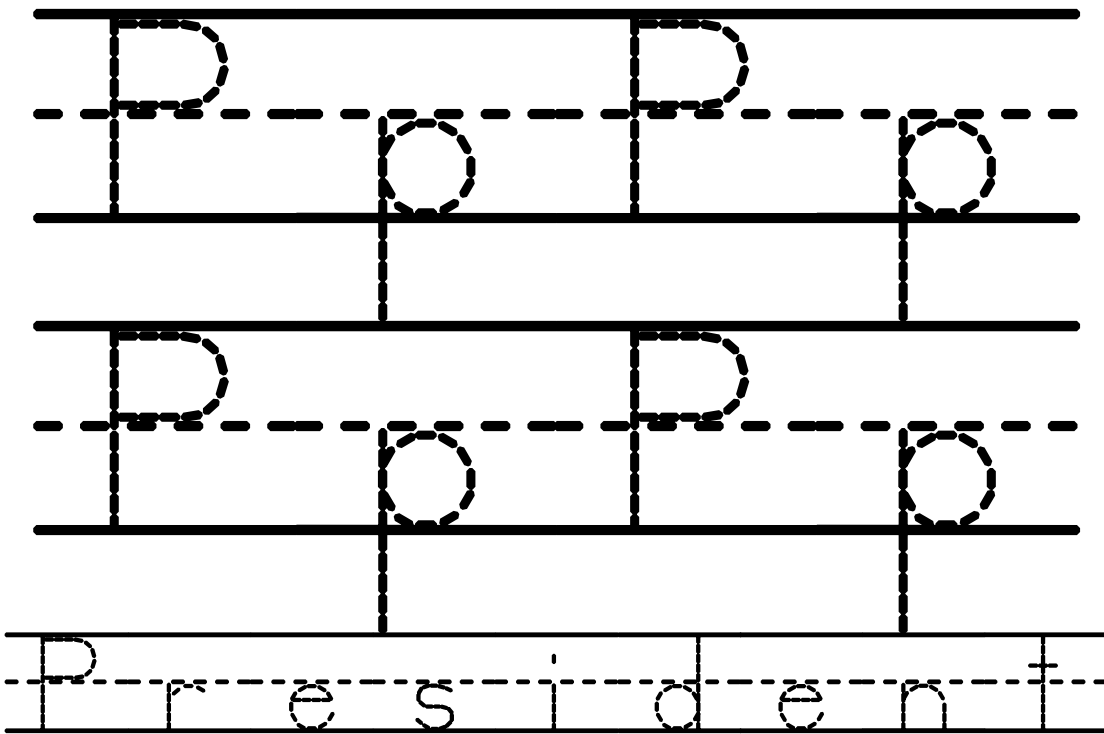

**ENTER at your
own risk!**



GEORGE WASHINGTON
The 1st U.S. President
1789-1797




ABRAHAM LINCOLN
The 16th U.S. President
1861-1865




Write some Pp's on your own on the bottom.

WRITE your name on the TOP of the paper.
FIND your name in the picture and CIRCLE it.



Abe Lincoln & George Washington Bingo Dot





Washington Lincoln

Bingo Dot a Group/Set of 5


Choose 2 colors. Dot 4 circles 1 color and 1 circle the other color,
OR 3 one color and 2 the other color. **CIRCLE** the equation you chose.

$$4 + 1 = 5$$

$$3 + 2 = 5$$

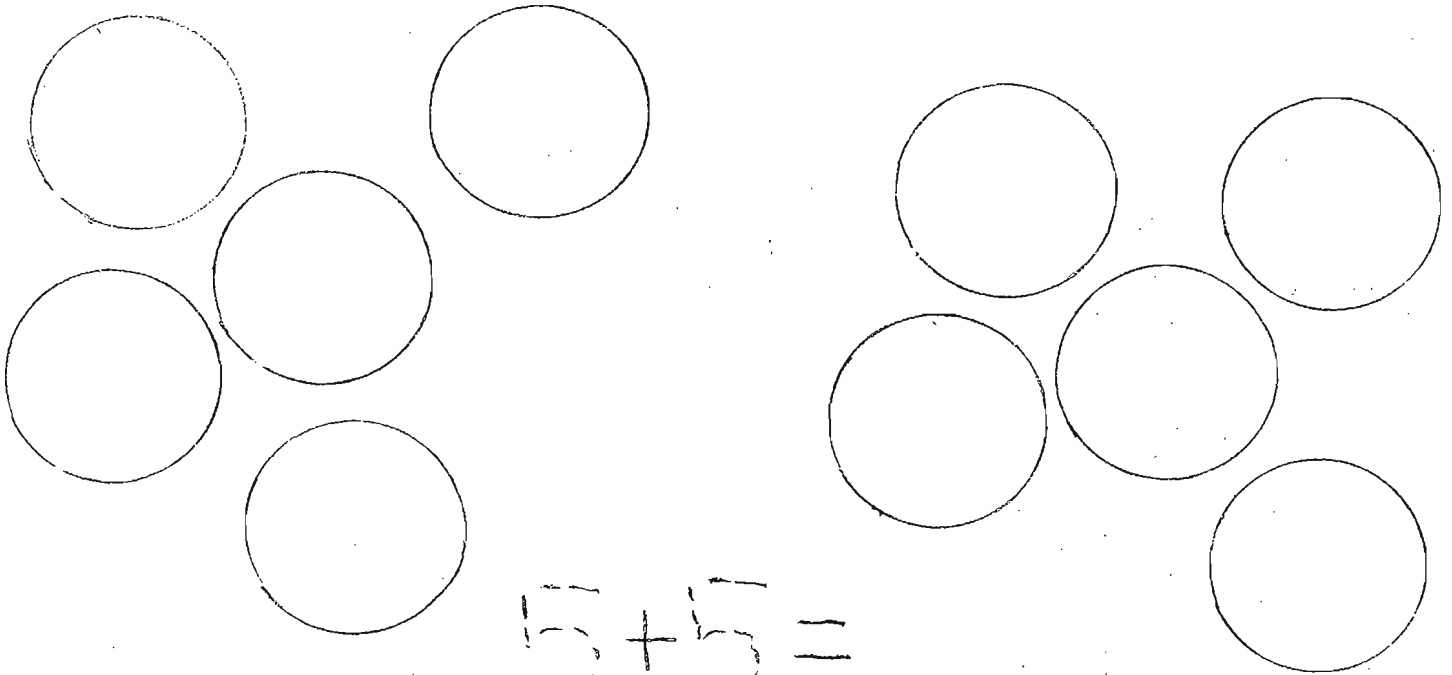
$$4 + 1 =$$

$$3 + 2 =$$






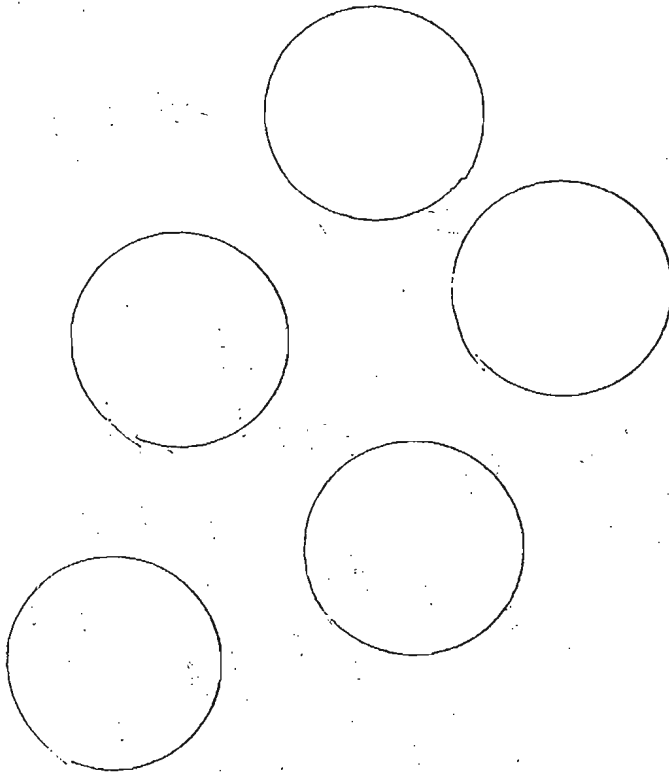


Bingo Dot a Group/Set of 10
Choose 2 colors. Dot 5 circles 1 color and the other 5 circles the other color,
5+5 again, 5+5=10



$$5+5=$$

Bingo Dot Groups/Sets

Use 2 DIFFERENT colors for each group/set of 5




$$5 + 5 = 10$$




Bingo Dot A Group-Set Of _____
Choose 2 colors. Here is the equation.

Presidents On An Addition & Subtraction Roll



Lincoln Washington



Directions:



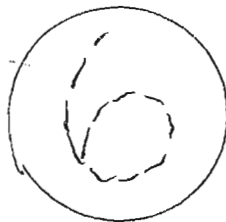
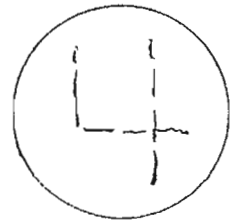
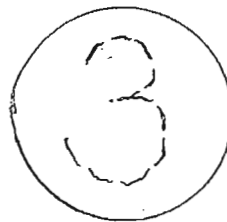
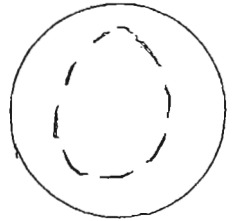
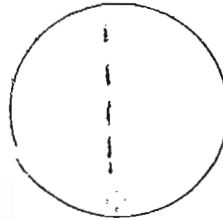
- Choose a partner.
- Roll the dice.
- High number goes 1st.
- Roll the dice.
- You may add or subtract the dice to get a number.
- Color in that numbered circle on your paper.
- Write the equation on the back of the paper.
- The 1st player to color in all of their numbers is the winner.




I Spy!

Please play I Spy with me.

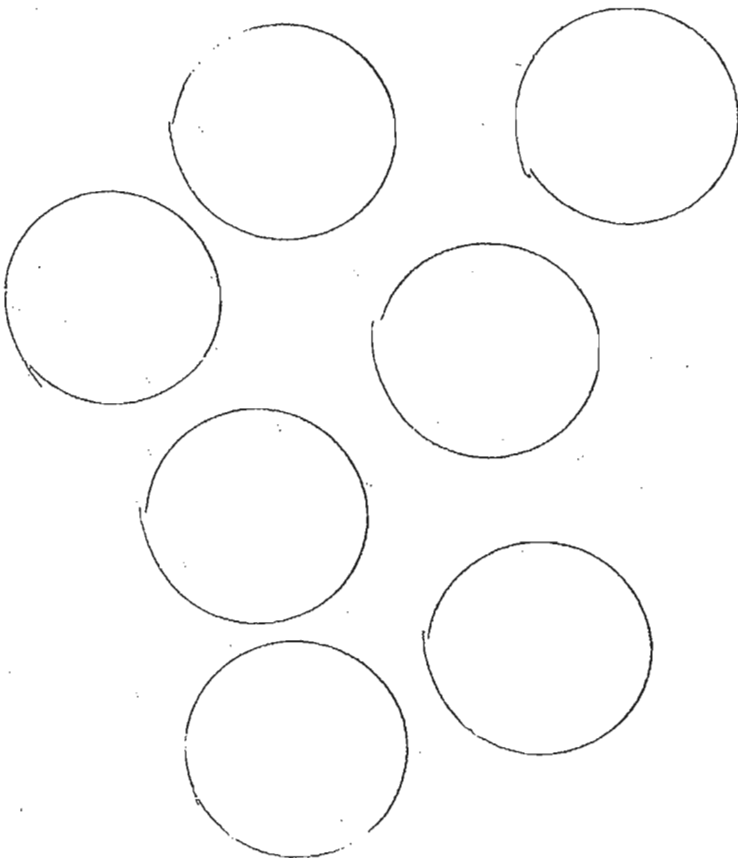
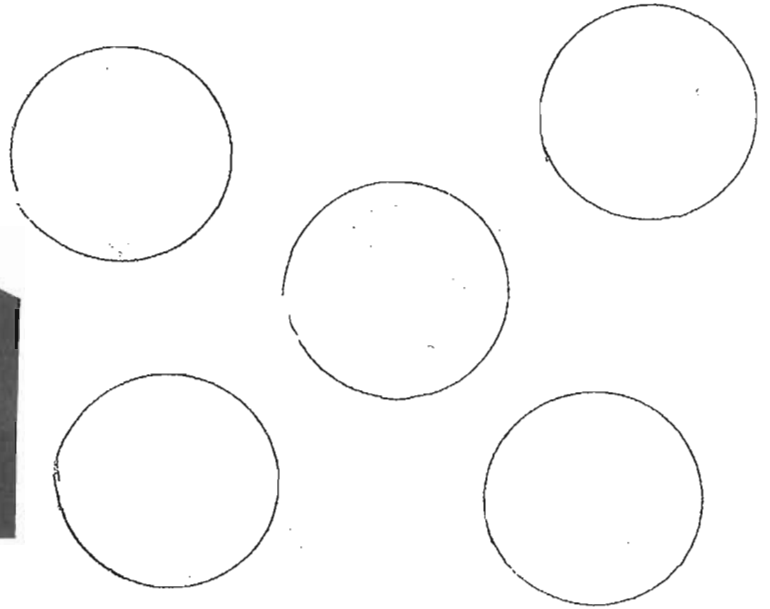
TRACE the circle and the number.






I Spy!

Please play I Spy with me.
TRACE the circle and the number.




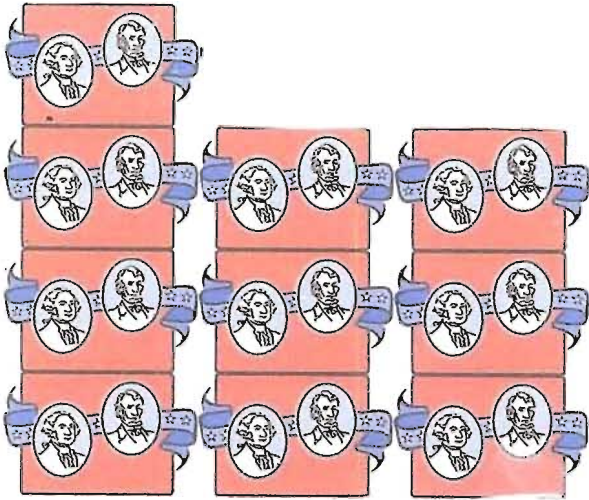


President starts with Pp
Circle all of the upper and lowercase Pp's that you can find.
There are 10.

b p b q 6 P 6
d q 7 q b 7
P 7 P 9 d P
q q R P 6
P R P d q b
b P q P q P g


Presidential MORE THAN & LESS THAN

CIRCLE the group/set that has MORE presidents
This group is greater than the other group.




$$10 > 2$$




CIRCLE the group/set that has LESS presidents. This group is less than the other group.



$$8 < 9$$



Match the group/set with the correct number.
Use a different color for each one.




1

2

3


4

5





Match the dotted president to their numbered rectangle.



CUT the rectangles out and GLUE them to the bottom of the number.


Graphing The Many Faces Of President George Washington



Washington



Washington Washington





GRAPHING

Count the different kinds of "Georges". Put that many X's in the boxes next to that kind of picture. Use a DIFFERENT color for each row.




X	X						
X	X	X	X				
X	X	X					
X	X	X	X	X			

GRAPHING

Count the different kinds of "Georges". Put that many X's in the boxes next to that kind of picture. Use a DIFFERENT color for each row.

Graphing The Many Faces Of President Abraham Lincoln




Lincoln

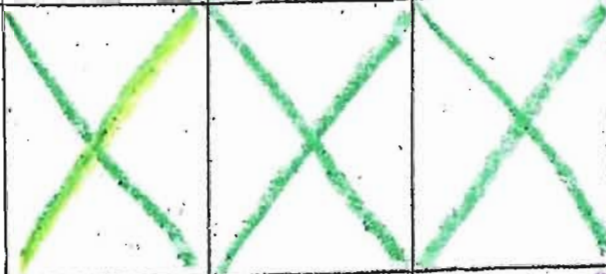


Lincoln


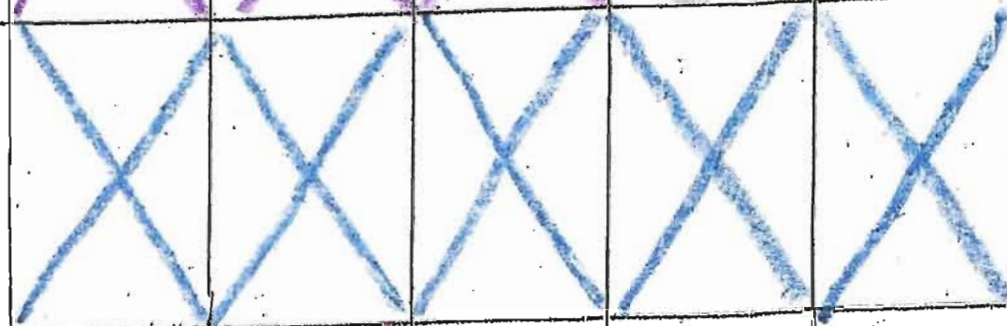
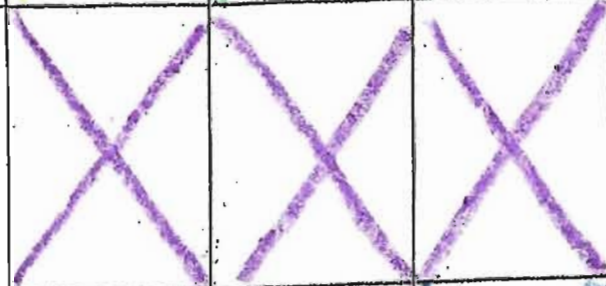


Lincoln





Lincoln



Count the different kinds of "Abe's". Put that many X's in the boxes next to that kind of picture. Use a DIFFERENT color for each row.

GRAPHING



Count the different kinds of "Abe's". Put that many X's in the boxes next to that kind of picture. Use a DIFFERENT color for each row.

GRAPHING

They were both excellent presidents
but which one is your favorite?

Abraham Lincoln



George Washington





1

1

—

one

2

2

—

two

3

3

—

three

4

4

—

four

5

5

—

five



umber Fun!



6

6

six



7

7

seven



8

8

eight

9

9

nine

10

10

ten




Number Fun!




1




2



3



4




5






Match the number to the group/set.
Use a **DIFFERENT** color for each one.

Ordinal Numbers

1. Circle the 1st George Washington.
2. Underline the 2nd Abe Lincoln.
3. Put an X through the 3rd Abe.
4. Put a smileie face above the 5th president.
5. Put a heart under the 4th president.



President Lincoln was born in a log cabin.



TeachWithMe.com





Mount Vernon was President Washington's home



Complete the pattern.



Presidential Sort



Presidents came in all shapes and sizes. Cut, sort and glue
President Lincoln's small, medium and large pictures and put
them in the correct boxes.

small

medium

large

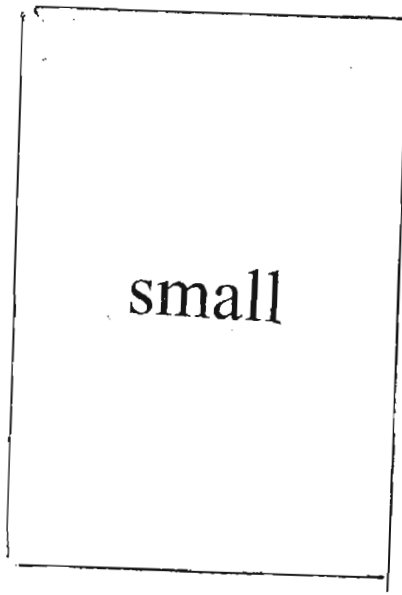
Presidents came in all shapes and sizes. Cut, sort and glue
President Washington's small, medium and large pictures and
put them in the correct boxes.



large



medium




small

Sorting

Here are some things you can do with these presidents.

Your teacher will tell you what she wants you to do with your presidents.

- ❖ **CUT** out the presidents below and sort them into **small** and **large** piles.
- ❖ Sequence the numbers. Put them in order from 1-10
- ❖ Put all the **EVEN** numbers in one pile.
- ❖ Put all the **ODD** numbers in another pile.
- ❖ **GLUE** your presidents in a group of how your teacher wants you to glue them.



Sorting Sheet:

Small

Large

Sorting Sheet:

Odd

Even

Sorting Sheet:

Objects Sequenced In Order

1 2 3 4 5 6 7 8 9 10



Stamp a group/set of


_____.




Stamp a group/set of

_____.


Maze Craze!



Start



Finish



Abraham wants to visit George. Get him through the maze.
There is more than one way. How many can you find?



Tally Ho!

Put the correct number of tally marks next to the number.

1

4

7

2

5


8

3

6

9

10



Lincoln & Washington
February's Pencil Topper



- ❖ Snip-cut a hole through the X.
- ❖ Slide a pencil through the back, through each hole.
- ❖ Slide the paper up to the top of the eraser and billow out like a sail.
- ❖ You're ready to write with a bit more pizzazz!






TeachWithMe.com

Complete the pattern.



PRESIDENTIAL PINCH & POKE



GEORGE WASHINGTON
The 1st U.S. President
1789-1797



ABRAHAM LINCOLN
The 16th U.S. President
1861-1865

st

th

Match the number to the word.

Use a DIFFERENT color for each one.



1



2



3



4

5

four

two

five

three

one


Match the number to the word.

Use a DIFFERENT color for each one.



6

eight




7

seven



8

ten




9

six


10



nine



Presidential Listening & Following Directions

1. WRITE your name at the top of the paper in BLUE.
2. Put a smile on George's face.
3. Put a BLACK beard on Abe's chin.
4. Put 3 BLACK buttons down George's shirt.
5. Put a BLACK bow tie on Abe's shirt.
6. CIRCLE George's picture.
7. Put a SQUARE around Abe's picture.
8. Put a smile face under the president that you like the best.
9. Turn to your neighbor and say: "I vote for _____ as having been the best president!"
10. Check your work and hand in your paper.






Presidential Listening & Following Directions



SNIP & CUT




SNIP & CUT




©TeachWithMe.com




©TeachWithMe.com



SNIP & CUT



©TeachWithMe.com



SNIP & CUT

TRACE and WRITE the spatial direction words.

©TeachWithMe.com



above _____

beside _____

left _____

right _____

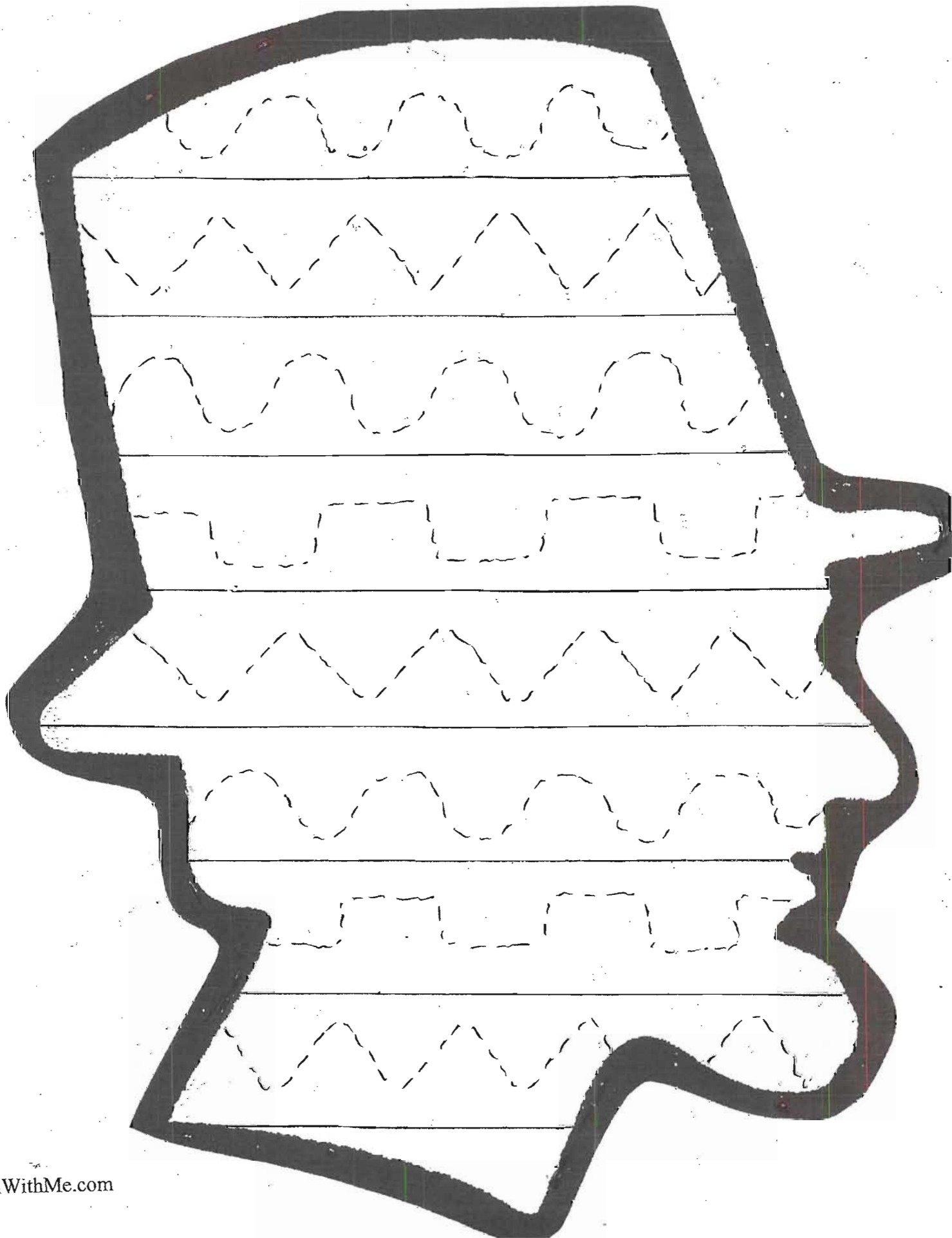
on _____

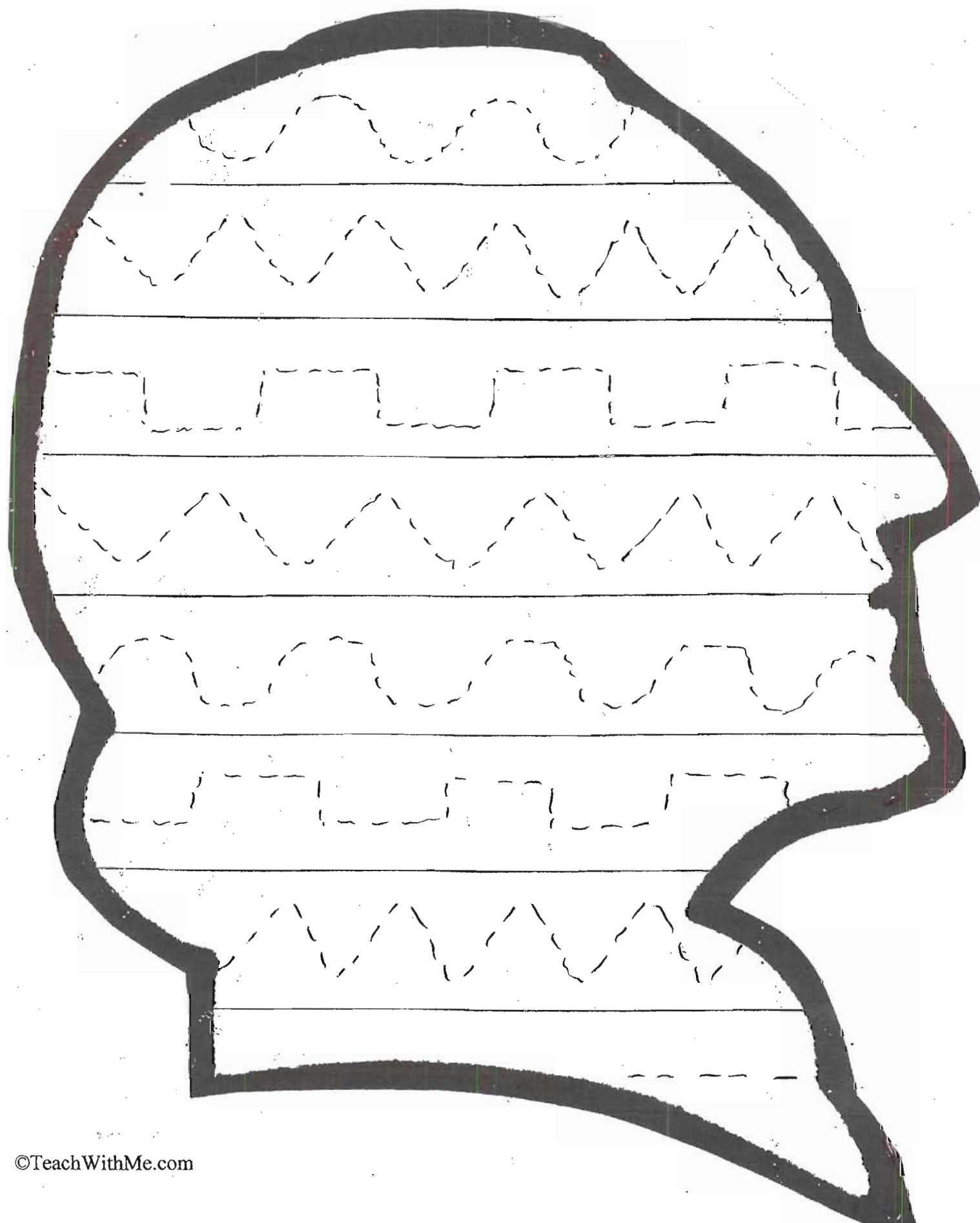
under _____


between _____


behind _____

TRACE each line using a DIFFERENT color for each one.











GEORGE WASHINGTON
The 1st U.S. President
1789-1797



GEORGE WASHINGTON
The 1st U.S. President
1789-1797



ABRAHAM LINCOLN
The 16th U.S. President
1861-1865



ABRAHAM LINCOLN
The 16th U.S. President
1861-1865





*Look how well I write
my name!*



*Look how well I write
my name!*





President Punctuation Sentences

Put the correct punctuation (. ! ?) at the end of each sentence.

1. Which president do you like the best
2. Yay I found a penny
3. What day is President's Day
4. Help I can't find my coin collection
5. Can you identify a penny, nickel and dime
6. Abraham Lincoln lived in a log cabin
7. George Washington lived in Mount Vernon
8. What can you tell me about Abe Lincoln
9. Abe Lincoln freed the slaves
10. Which president was assassinated
10. I can count to 100 by five's
11. I can count to 100 by one's



February Writing Prompts

1. You're in charge of the Valentine Ball! Let me know your theme, decorations, everything from the menu to the invitations and the party games!
2. The groundhog saw his shadow! Oh no; more weeks of winter. What do you plan to do with all that "baby it's cold outside" & snuggle - up time?
3. To help celebrate 100 Day you and 10 of your friends each have 10 wishes! What 10 things do you wish for? Elaborate!
4. February is the month of love and friendship. Tell me about your best friend and why she/he is your best friend.
5. If you could receive a valentine from a famous person, who would you like to receive it from and why?
6. President's Day celebrates Abe Lincoln's and George Washington's birthdays. Which president do you like best and why?
7. A time machine just warped you back to the time of Lincoln. You are at the same play he is when he is assassinated. You are sitting next to Booth and have a chance to stop him. Do you? Tell me about it.
8. The time machine warps you along with your best friend to a southern plantation. You are both slaves and are planning on running away. Details please.
9. You are part of Washington's best soldier patrol. You've intercepted an enemy message. What does it say? Who's it from? What do you do?



February Writing Prompts

<http://www.thinkinlikelincn.org/Summary.html>

- Is a new site with a booklet you can buy. I'm a Lincoln fan and thought the title Thinkin' Like Lincoln was one kids could latch on to and get excited about writing.
- Since there are so many correlations between Lincoln and Obama, start out by making a Venn diagram of the two.
- Get some current magazine and newspaper articles about President Obama and his family. There are also a slew of new picture books and biographies you can borrow from the library. Check out several on Lincoln and give your class 15 minutes to dive in.
- Then let them do both of these writing prompts. One is Thinkin' Like Lincoln versus Thinkin' Like Obama. The second is Thinkin' Like Lincoln versus themselves.
- After they are done, allow the students time to share their personal ones.
- Copy a picture of Lincoln, Obama's and your student's class picture's. Enlarge the head shot and let them cut them out and glue them to a paper plate.
- Have them trace their hands, cut them out and glue them to the sides holding their papers; a fun, quick and easy bulletin board. Or hang them in the hallway above or on your student's lockers. ☺

1.

"I'm thinkin like Lincoln instead of Obama is if I...

Use _____ instead of _____

(Products)

Listen to _____ instead of _____

(kind of music)

Read _____ instead of _____

Watch _____ instead of _____

Eat _____ instead of _____

Marry _____ instead of _____

Have _____ instead of _____

(son's names instead of daughters)

Drive a _____ instead of a _____

Argue about _____ instead of _____

Am a _____ (political party) instead of a _____

Be involved in the _____ war instead of the _____ war.

I'd be born in _____ instead of _____

(month and state).



100



I'm sure you can think of some more that would be fun for your students. These were just a few off the top of my head.

As you can see, students will have to know a bit of the historical background of each president to compare and contrast and fill in the correct answer.

Comparing themselves with Lincoln will be a bit easier and perhaps more fun. It's a great way to learn more about your students. I think they will have fun sharing their favorite kinds of music, friends, books, political parties, cars etc. with their friends.

2. If I had 100 dollars I would buy....(Tell me what, where, and why!)

3. If I could wish for 100 of something I'd wish for....(Tell me what, and why, and what happens when these things get here!)

3. Even if I lived to be 100-years-old I'd still...

4. I like _____ so much I could eat 100 of it! (Tell me what, why, and what happens after you do, or how long it will take you etc.)

5. I'm glad they made Valentine's Day! It's important to celebrate love and friendship because...

6. If I could get a valentine from anyone living or dead I'd want to receive a valentine from _____ because...

7. Valentine's Day is my favorite holiday. What is your favorite holiday and why?

8. Hey party planner! You have \$1,000 to plan the ultimate Valentine's Day Party. (Tell me about it. What does your invitation, decorations, dress, party favors, food, entertainment etc. look like? Who's coming? We need details start to glorious exhausting finish!) .

9. If you had to design the most beautiful valentine in the world and money was no object, what would it look like, what would it be made of, and who would you send it to?

10. There used to be an old radio show called ***Only the Shadow Knows!*** So what's the deep dark secret? And why are you hiding it?

11. There are now 44 presidents! Who's your favorite and why?




12. You get an invitation to the inaugural ball. What will you wear? Who will be your date? How will you arrive? Who else will be going? What does the place look like? What band is playing? I want details!

13. You have just been made Queen/King of Hearts! What is your role? Where do you live? What do you wear, eat? What are your rules? Details please!

14. So the Valentine Fairy Godmother got a little crazy and she zapped everything red. Then her wand went on the fritz. Tell me about this colorful world that's now red and everything tastes like cherries and strawberries. How does everyone react to this? How are we going to get it to change back? Do we want it to? Write on rosy one...

15. Oh No! The groundhog peeked out! And he saw two shadows! His own and some other spooky creatures! But when he turned around the creature was gone and so was the groundhog! Who kidnapped the groundhog and are we doomed to live in winter forever? Tell me about it...

16. Lincoln's on the penny. So I give you one. Here...Take it. I'm giving you a penny for your thoughts. I want your thoughts on.....if you were in charge of the mint for a day whose faces would you put on the money, what size and color and denomination would the coins be and why?



* Answers



February Word Find

keldiadanFebruaryjasjerstemar
FebPresidentshunAbrLiloGeW
hundredddayAbrayoucabchoch
ILinvalenheargrouteetAbraham
cgichovalLincolncavdenthealtee
Geologycabinteetshaddenthealto
hearshadheacavGeorgevalenWa
Washingtonvalchoheareetcavja
valchogruvalentinescsbaeshawl
stamposlettekishulocgechocolate
jkheartsgroundhogsshadowsvale
gaslidjoglirjaluefteethielciziefrul
cavitydenhukispossteampsegusrl
lovguskisletoffstdentallhealthtyzl
gkllovedianedanhendersonpottkis
letoffisstamhugskisseshearhomsl
lettersatthehomliaokkdoksnlgkelj
jamajergabpostofficeworthflorhen
zstampsligtgojesheartsumostaup

Abraham Lincoln
cavity
chocolate
dental health
February
George Washington
groundhogs
hearts
hugs
hundred day



kisses
letters
log cabin
love
post office
presidents
shadows
stamps
teeth
valentines

February Word Find

keldiadanFebruaryjasjerstemar
FebPresidentshunAbrLiloGeW
hundredddayAbrayoucabchoch
iLinvalenheargrouteetAbraham
cgichovalLincolncavdenthealtee
Geologjcabinteetshaddenthealto
hearshadheacavGeorgevalenWa
Washingtonvalchoheareetcavja
valchogruvalentinescsbaeshawl
stamposlettekishulocgechocolate
jkheartsgroundhogsshadowsvale
gaslidjoglrjaluefteethielciziefrul
cavitydenhukispossteampsegusrl
lovguskisletoffstdentallhealthtyzl
gkllovedianedanhendersonpottkis
letoffisstamhugskisseshearhomsl
lettersatthehomliaokkdoksnlgkelj
jamajergabpostofficeworthflorhen
zstampsligtgojeshecartsumostaup

Abraham Lincoln
cavity
chocolate
dental health
February
George Washington
groundhogs
hearts
hugs
hundred day

kisses
letters
log cabin
love
post office
presidents
shadows
stamps
teeth
valentines




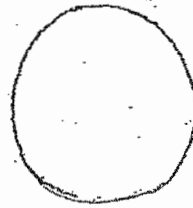
Presidential Sliders

0
1
2
3
4
5
6
7
8
9
10

A
B
C
D
E
F
G
H
I

J
K
L
M
N
O
P
Q
R
S
T

U
V
W
X
Y
Z



@teachwithme.com Sliders

Students can
Color the
Shapes

Cut Out Sliders. Insert Into Slider

Slits to review numbers, letters & shapes.

For the alphabet Slider glue 2nd strip "J" under "I" & 3rd strip "U" under "T". To Avoid accidentally pulling out strips you can glue a longer strip of paper on the end & then simply fold the

strip out to change to another slider.

Presidential Slider Info-Strip Slider

Materials:

- Construction paper
- Scissors
- Glue sticks (If you want to back with construction paper)

Directions:

Prep:

- Run off master.
- Pre-cut slider strips
- Pre-cut slits in slider shape

The next day...

1. Children CUT out their slider shape. (You can mount it on a complimentary colored sheet of construction paper for more durability.)
2. Students WRITE their name on the BACK of their slider shape.
3. Children insert slider strip from the back to the front. Teacher decides what slider students will be working on. (ABC, 123, Shapes)
4. As a whole group, we use the manipulative to review the information on the slider.
5. I encourage the children to do it again for their parents and include a note about the slider in my newsletter.
6. I ask parents to ask their child to share their slider with them. It helps reinforce lessons, builds self-esteem, and shows their child that they care about what they are learning in school.
7. Since we have a slider for each theme, they make a nice collection. My students love collecting them.
8. Sliders are a nice quick and easy art project that nails and reviews several report card standards in a fun way. It's a great fine motor skill as well.
9. After my students are done with their slider, they clean up their work station, leave their slider at the table and transition to a Tummy Tubby Time activity. When everyone is done, they get their slider and sit on our *Circle of Friends* carpet.
10. Depending on time, we insert 1 or 2 sliders and review the material as a whole group. I'll have them put the shortest shape slider strip in, take the other sliders back to their desk, and we'll review body parts (put your slider on your elbow, knee, wrist etc.), then we'll use it for spatial directions; (put your slider on, behind, above, beside you.) We'll finish up with the *Slider Pokey* and finally "Blast Off" counting from 10-0 and then go put our sliders in our backpacks. ☺



Body Part Identification

- ❖ Put the President on your shoulder.
- ❖ Put the President on your shin.
- ❖ Put the President on your knee.
- ❖ Put the President on your elbow.
- ❖ Put the President on your leg.
- ❖ Put the President on your wrist.
- ❖ Put the President on your thigh.
- ❖ Put the President on your forehead.
- ❖ Put the President on your waist.
- ❖ Put the President on your hip.
- ❖ Put the President on your left hand.
- ❖ Put the President on your right hand.
- ❖ Put the President on your palm.
- ❖ Put the President on your head.
- ❖ Put the President on your heel.
- ❖ Put the President on your toes.
- ❖ Put the President on your foot.
- ❖ Put the President on your back.
- ❖ Put the President on your neck.
 - Turn around.
 - Sit down.
 - You're done.
 - Having fun?




President Pokey

Put your President in
Take your President out
Put your President in
Now you shake it all about
You do the President Pokey and you turn your self around.
That's what it's all about.

You put your President up.
You put your President down.
Your put your President up.
Now your twirl it all around.
You do the President Pokey and you turn your self around.
That's what it's all about.

You put your President to the left.
You put your President to the right.
You put your President to the left.
Now you hide it out of sight.
You do the President Pokey and you turn your self around.
That's what it's all about.


You do the President Pokey.
You do the President Pokey.
You do the President Pokey.
That's what it's all about!



Wow!



has done star-student work
today!



Teacher: _____

Date: _____

CONGRATULATIONS!



GEORGE WASHINGTON
The 1st U.S. President
1789-1797

Has done a stellar job
during our presidential unit!




ABRAHAM LINCOLN
The 16th U.S. President
1861-1865



Teacher _____

Date _____



Presidents Bibliography

Books I Read

1. A Picture Book Of Abraham Lincoln, Adler \$3.99
2. A Picture Book Of George Washington, Adler \$3.99
3. A. Lincoln And Me, Borden \$5.99
4. Abe Lincoln And The Muddy Pig, Krensky \$3.99
5. Abe Lincoln Remembers, Turner \$3.99
6. Abe Lincoln's Hat, Brenner \$3.95
7. Abraham Lincoln: Famous Americans-Easy Theme Readers, Gresko \$2.49
8. American Presidents: Coloring Book \$3.50
9. Arthur Meets The President, Brown \$4.50
10. Ernie's Little Lie, Elliott \$4.95
11. Fandex Family Field Guides: Presidents, Aronson \$7.95
12. First Facts About American Heroes, King \$5.95
13. George Washington, Davis \$4.95
14. George Washington: Young Leader, Santry \$3.95
15. George Washington and the General's Dog, Murphy \$3.99
16. George Washington: Famous Americans-Easy Theme Readers, Gresko \$2.49
17. George Washington's Cows, Small \$4.50
18. George Washington: Our First President, Jackson \$3.99
19. Ghosts Of The White House, Harness \$3.95
20. Hi Ho Cherry-O: The Cherry Pie, Glassman \$3.99
21. If I Were President, Stier \$14.95
22. Let's Find Out About Money, Barabas \$4.95
23. Let's Read About...Abraham Lincoln, Black \$3.99
24. Let's Read About...George Washington, Weinberger \$3.99
25. Lincoln: A Photobiography, Freedman \$9.95
26. Mount Vernon: An Illustrated Handbook \$5.95
27. Mr. Lincoln's Whiskers, Winnick \$4.99

- 28. Rainbow Fish: Puffer Cries Shark, Sander \$3.99 (Read with The Little Boy Who Cried Wolf)
- 29. The Buck Stops Here: The Presidents Of The United States, Provensen \$10.00
- 30. The Capitol A Pictorial History of the Capitol and of the Congress \$9.95
- 31. The Dog Who Cried "Woof!" (Clifford) \$3.99
- 32. The Story Of Abraham Lincoln, Pingry \$6.95
- 33. The United State Of America: A State-by-State Guide, Miller & Nelson \$14.95
- 34. The White House: An Historic Guide \$6.95
- 35. We, The People: The Story Of The United States Capitol \$6.95
- 36. When John & Caroline Lived In The White House, Coulter \$10.95