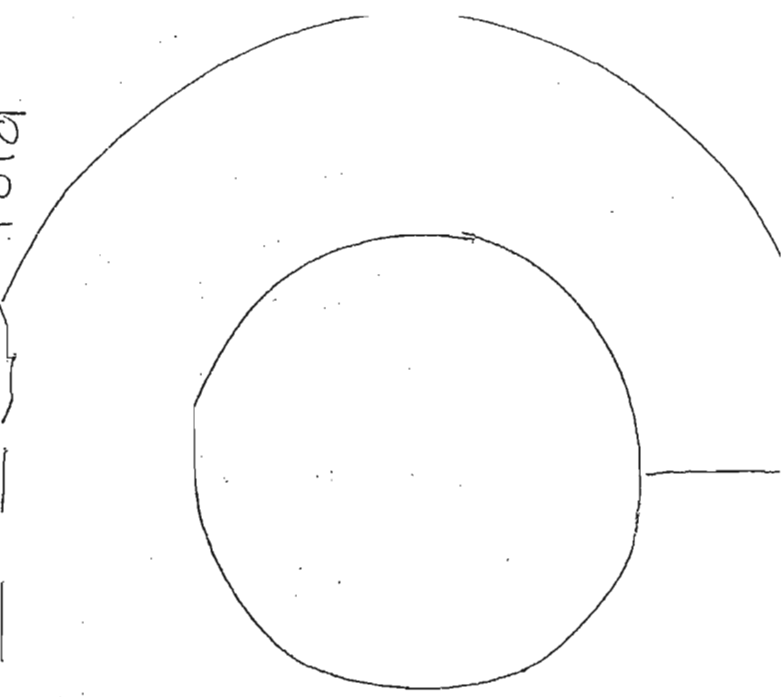
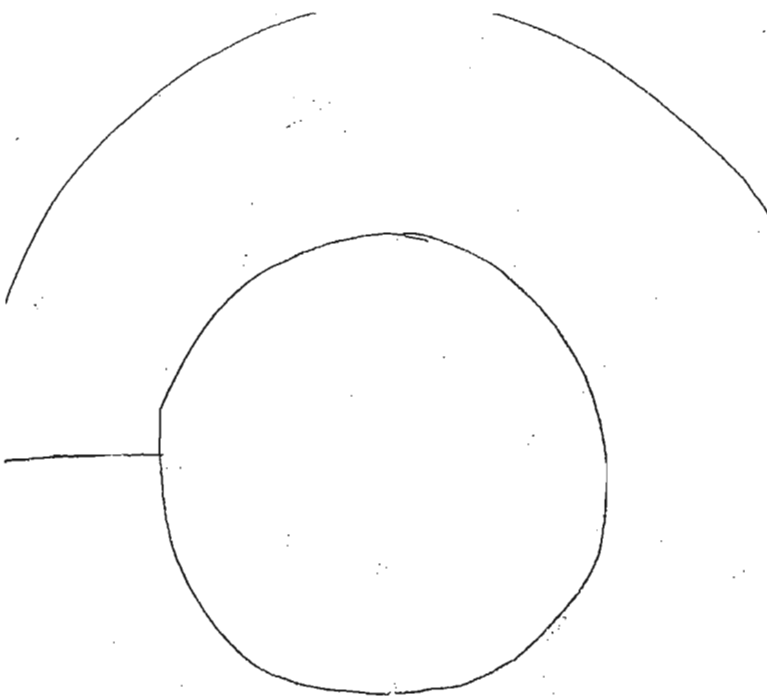




Rainbows



Rainbow Unit
©TeachWithMe.com

Fold



Do NOT Disturb!

ENTER at your own risk!






Rr Rr Rr


Rr Rr Rr

Rainbow


Write some Rr 's on your own on the bottom.

WRITE your name on the TOP of the paper.
FIND your name in the picture and CIRCLE it.





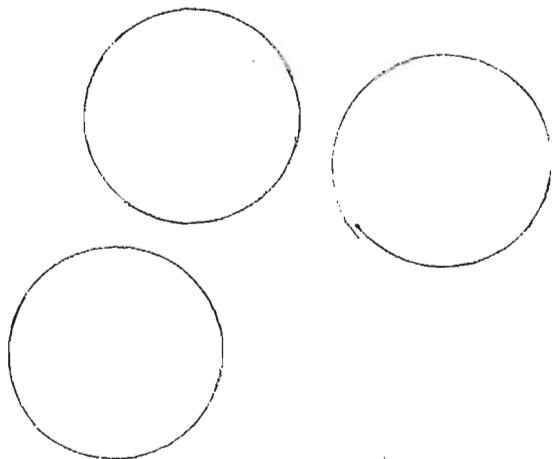
Bingo Dot



Bingo Dot a Group/Set of 5

Choose 2 colors. Dot 4 circles 1 color and 1 circle the other color,
OR 3 one color and 2 the other color. **CIRCLE** the equation you chose.

$$4 + 1 = 5 \quad 3 + 2 = 5$$



$$4 + 1 =$$

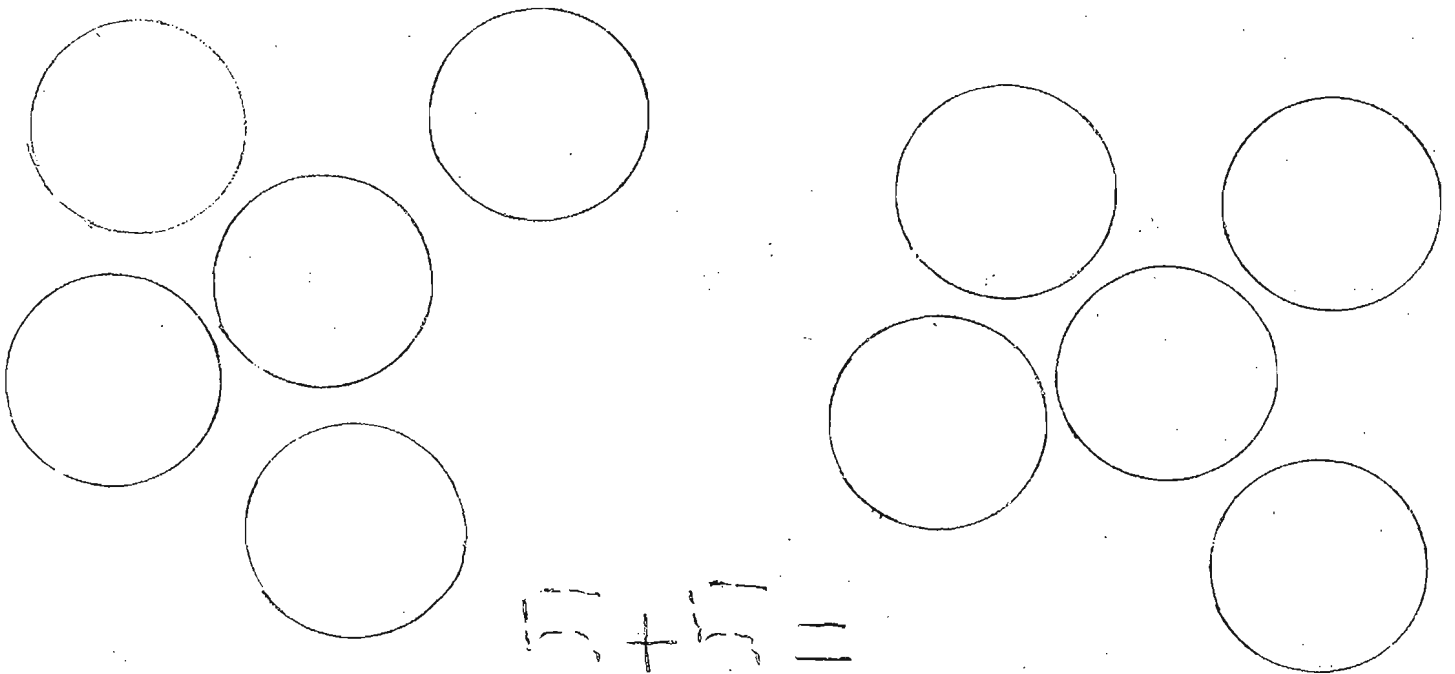
$$3 + 2 =$$



Bingo Dot a Group/Set of 10

Choose 2 colors. Dot 5 circles 1 color and the other 5 circles the other color,

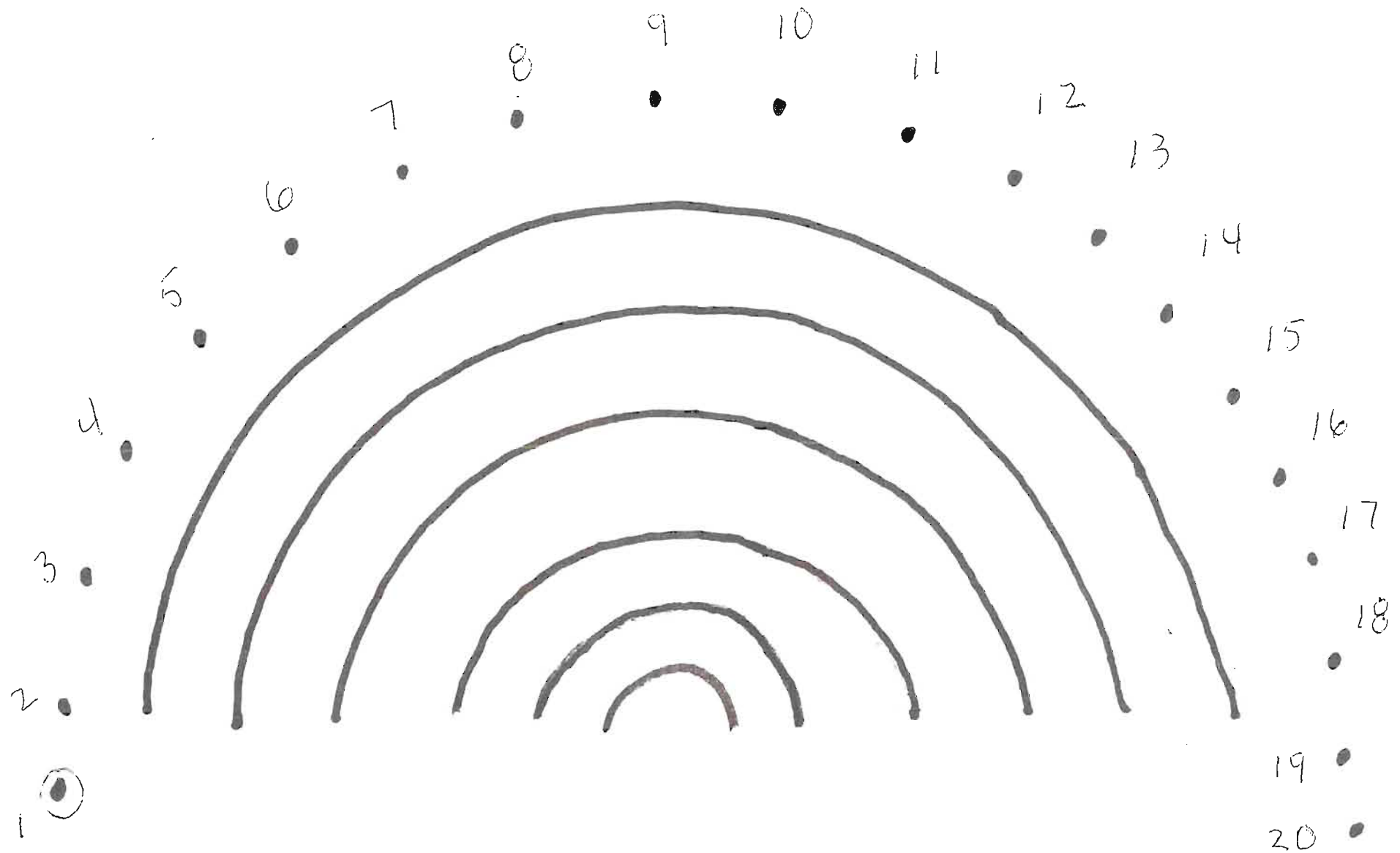
5+5 again, 5+5=10





Bingo Dot A Group-Set Of _____
Choose 2 colors. Here is the equation.

Rainbow Dot-to-Dot



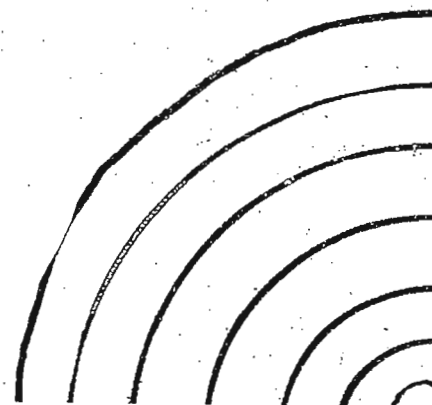


Finish the picture and color it.
Make sure the rainbow is in correct color-order.


©TeachWithMe.com




Finish the picture and color it.
Make sure the rainbow is in correct color-order.



Finish the picture and color it.
Make sure the rainbow is in correct color-order.



Finish the picture and color it.
Make sure the rainbow is in correct color-order.



Rainbows On An Addition & Subtraction Roll




| | | |
|----|----|----|
| 1 | 2 | 3 |
| 4 | 5 | 6 |
| 7 | 8 | 9 |
| 10 | 11 | 12 |

Directions:

- Choose a partner.
- Roll the dice.
- High number goes 1st.
- Roll the dice.
- You may add or subtract the dice to get a number.
- Color in that numbered circle on your paper.
- Write the equation on the back of the paper.
- The 1st player to color in all of their numbers is the winner.

RAINBOWS

On An Addition & Subtraction Roll




Directions:

- Choose a partner.
- Roll the dice.
- High number goes 1st.
- Roll the dice.
- You may add or subtract the dice to get a number.
- Color in that numbered circle on your paper.
- Write the equation on the back of the paper.
- The 1st player to color in all of their numbers is the winner.


I SPY!

Please play I Spy with me at home.
TRACE the circle and the number.



I SPY!

Please play I Spy with me at home.
TRACE the circle and the number.





Rainbow starts with Rr

Circle all of the upper and lowercase Rr's that you can find.


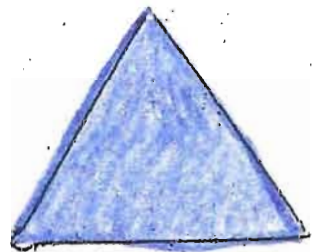

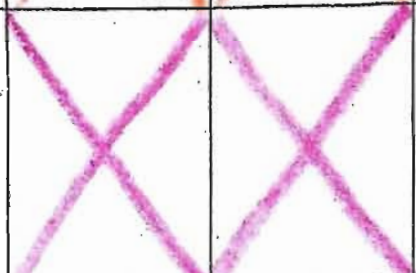
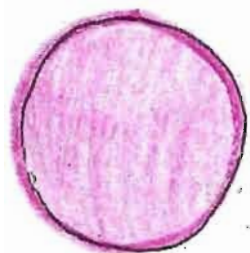
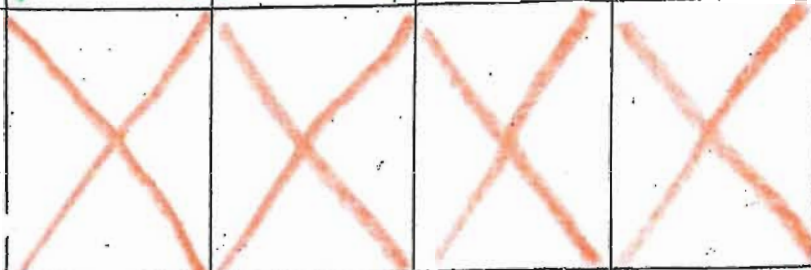


There are 10.

q R f r R q
f P F R f q F r B
B R q r R P
f P B R F F
q F P B P F F

GRAPHING




COLOR all the triangles the same color. Color each different shape a different color.



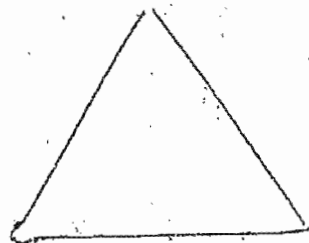

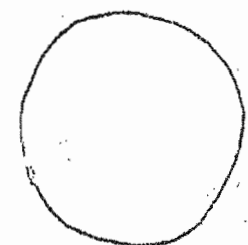

GRAPHING

Color the shapes to match the colors on the picture. Count the shapes; mark that many X's in the box. Make the X's the same color as the shapes. Graph the picture.

GRAPHING













































COLOR all the triangles the same color. Color each different shape a different color.




GRAPHING

Color the shapes to match the colors on the picture. Count the shapes; mark that many X's in the box. Make the X's the same color as the shapes. Graph the picture.

Put an X on that many pots to match the number next to the column.

| | | | | | | |
|---|---|---|---|--|---|---|
| 1 |  |  |  |  |  |  |
| 2 |  |  |  |  |  |  |
| 3 |  |  |  |  |  |  |
| 4 |  |  |  |  |  |  |
| 5 |  |  |  |  |  |  |
| 6 |  |  |  |  |  |  |
| 0 |  |  |  |  |  |  |

 umber Fun!

MORE THAN & LESS THAN

CIRCLE the group/set that has MORE.
This group is greater than the other group.

$$6 > 5$$



CIRCLE the group/set that has LESS
This group is less than the other group.



$$3 < 4$$


MORE THAN & LESS THAN

CIRCLE the group/set that has MORE.
This group is greater than the other group.


$$8 > 7$$



CIRCLE the group/set that has LESS
This group is less than the other group.



$$4 < 6$$



1

2


3

4

5



Match the number to the group/set.
Use a **DIFFERENT** color for each one.




6

7




8

9




10

Match the number to the group/set.
Use a **DIFFERENT** color for each one.



©TeachWithMe.com



Match the dotted rainbow to their numbered piece of sky. CUT the rectangles out and GLUE them to the bottom of the number.



Match the dotted pot of gold to their numbered rectangle.

1

2

3


4

5

Ordinal Numbers

1. Circle the 1st rainbow.
2. Underline the 3rd rainbow.
3. Put an X through the 2nd rainbow.
4. Draw a smileie face above the 5th rainbow.
5. Put the number 4 under the 4th rainbow.





Complete the PATTERN _____





©TeachWithMe.com





Complete the PATTERN



©TeachWithMe.com



Similarities & Differences

There is a spy, one that is different, in each column. Zap it with an X.



Rainbow Sort



Rainbows come in all different sizes. Cut, sort
and glue these small, medium and large ones
in their correct boxes.

small

medium


large

Sorting

Here are some things you can do with these rainbow pots.

Your teacher will tell you what she wants you to do with your rainbow pots.

- ❖ **CUT** out the rainbow pots below and sort them into **small** and **large** piles.
- ❖ Sequence the numbers. Put them in order from 1-10
- ❖ Put all the **EVEN** numbers in one pile.
- ❖ Put all the **ODD** numbers in another pile.
- ❖ **GLUE** your rainbow pots in a group of how your teacher wants you to glue them.



Sorting Sheet:

Small

Large

Sorting Sheet:

Odd

Even

Sorting Sheet:

Objects Sequenced In Order

1 2 3 4 5 6 7 8 9 10



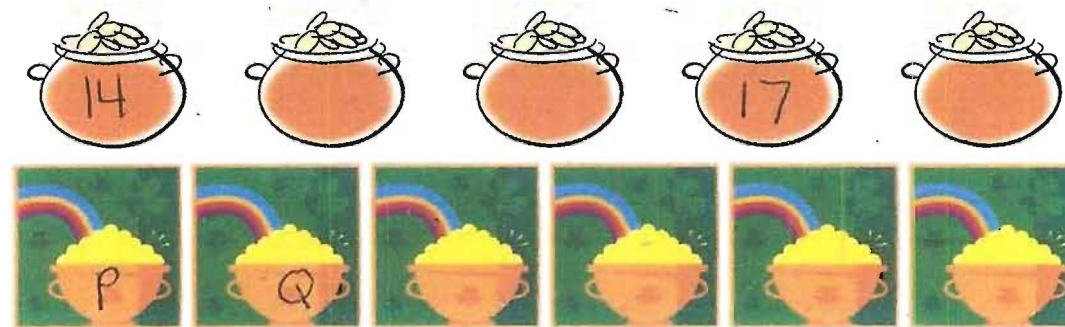
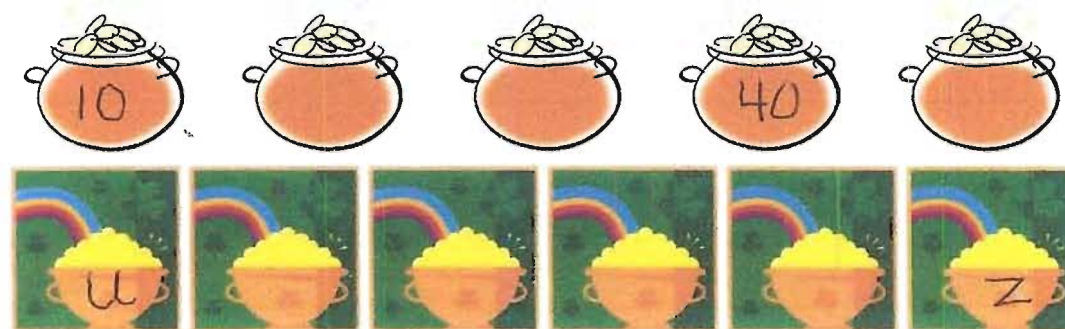
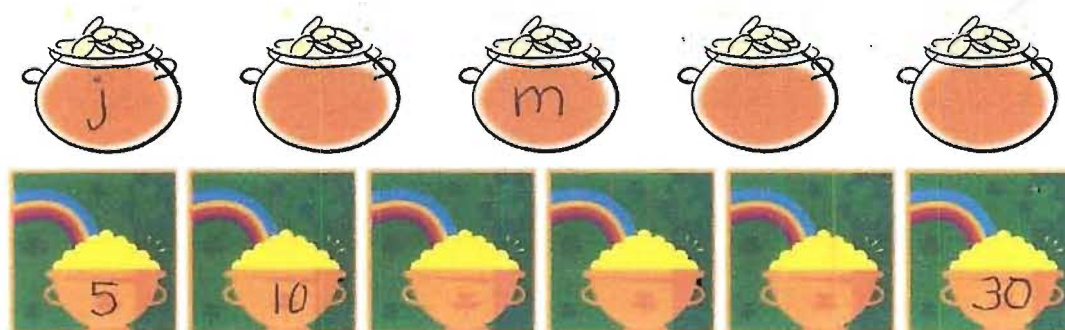
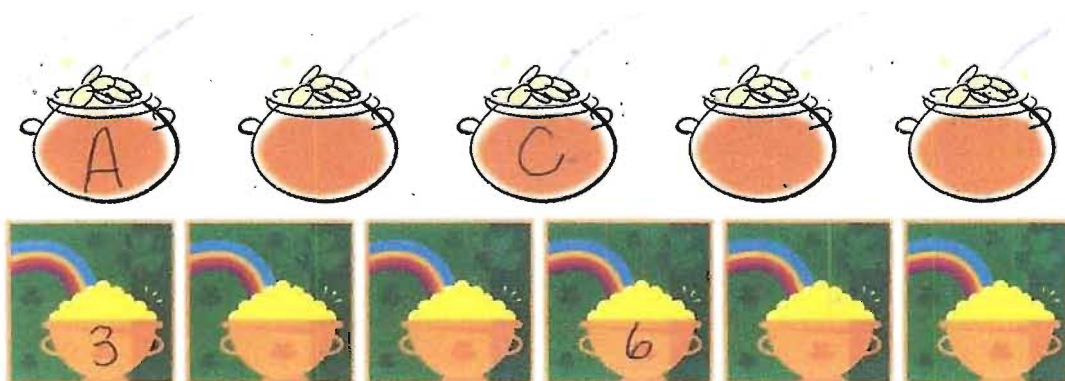
Tally Ho!

Mark the correct number of tally marks next to the number.

- | | | |
|---|---|----|
| 1 | 5 | 9 |
| 2 | 6 | 10 |
| 3 | 7 | |
| 4 | 8 | |


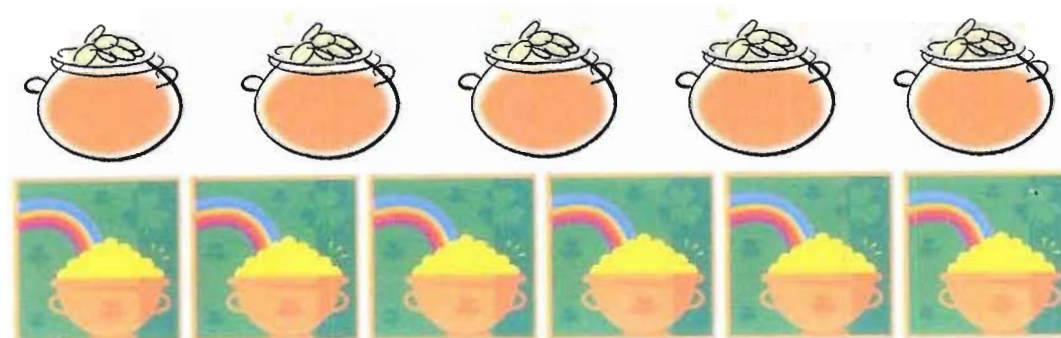



Stamp a group/set of _____.



What's Missing?

Fill in the missing link.



What's Missing?

Fill in the missing link.

COUNTING:

Fill in the missing numbers.



| | | | | |
|---|---|----|----|----|
| 1 | | | | |
| | 7 | | | |
| | | 13 | | |
| | | | 19 | |
| | | | | 25 |



COUNTING:

Fill in the missing numbers.



| | | | | |
|--|--|--|--|--|
| | | | | |
| | | | | |
| | | | | |
| | | | | |
| | | | | |



ALPHABET

Fill in the missing letters.



| | | | | |
|---|---|---|---|---|
| | b | | | |
| | | h | | |
| k | | | | |
| | | | s | |
| | | | | y |



| |
|--|
| |
|--|

Lowercase

ALPHABET

Fill in the missing letters.



| | | | | |
|--|--|--|--|--|
| | | | | |
| | | | | |
| | | | | |
| | | | | |
| | | | | |



Lowercase

ALPHABET

Fill in the missing letters.



| | | | | |
|---|--|--|--|--|
| A | | | | |
| F | | | | |
| K | | | | |
| P | | | | |
| U | | | | |



Uppercase

ALPHABET

Fill in the missing letters.



| | | | | |
|--|--|--|--|--|
| | | | | |
| | | | | |
| | | | | |
| | | | | |
| | | | | |




Uppercase



START

MAZE CRAZE



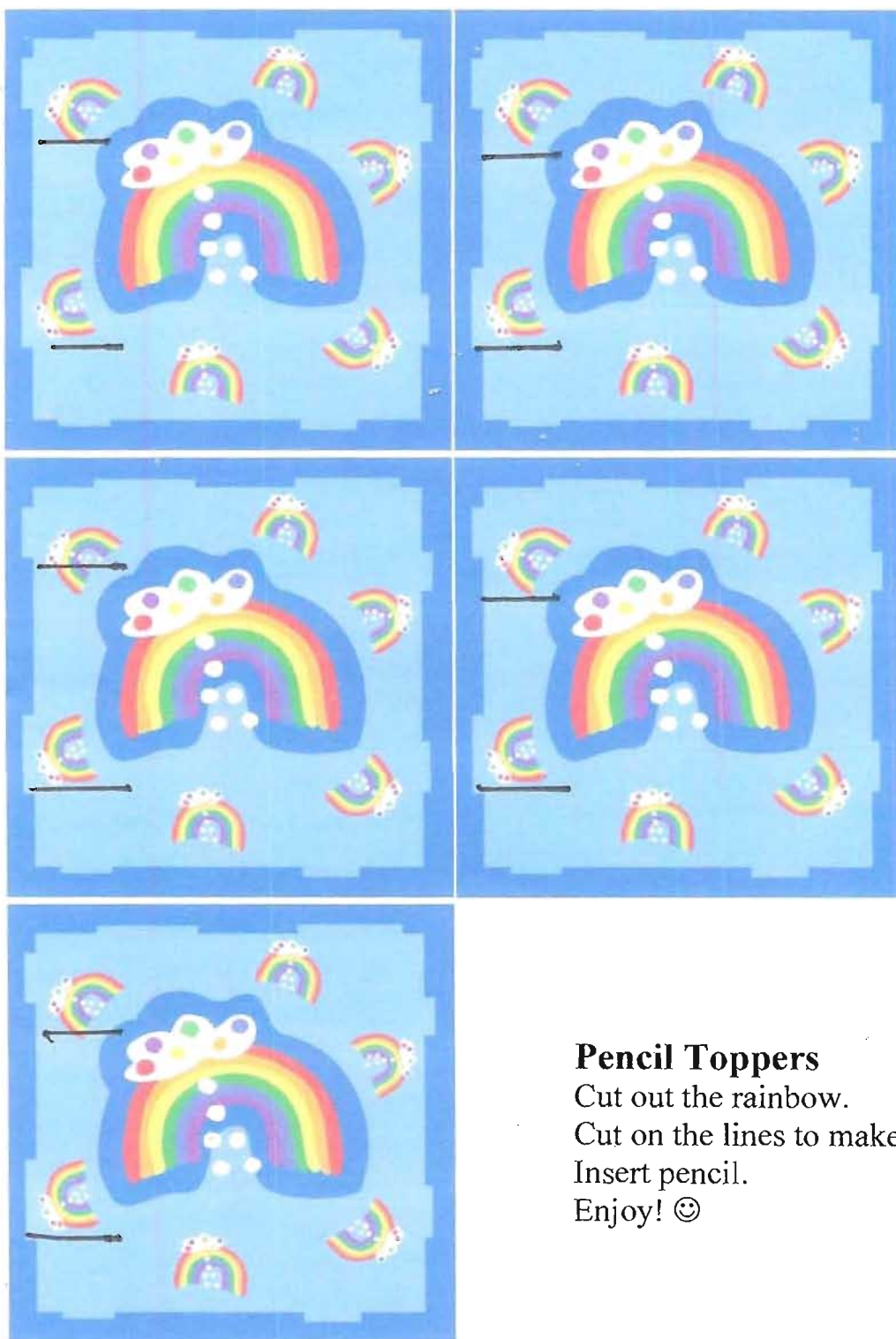
Help the man get to the pot of gold at the end of the rainbow!

There is more than one way.

How many can you find?

Use a DIFFERENT color for each trail.





Pencil Toppers

Cut out the rainbow.
 Cut on the lines to make a slit.
 Insert pencil.
 Enjoy! ☺



Pinch & Poke






Pinch & Poke

A Shape



Rainbow Arch





SNIP & CUT



SNIP & CUT

SNIP & CUT

©TeachWithMe.com



SNIP & CUT

©TeachWithMe.com




1 1 _____ one

2 2 _____ two

3 3 _____ three

4 4 _____ four

5 5 _____ five

 **Number Fun!**



6

6

six

7

7

seven

8

8

eight

9

9

nine

10

10

ten




Number Fun!

Rainbow Trace

TRACE the lines.

Use a DIFFERENT rainbow color for each one.

Do the colors in the correct order.






Rainbow Trace Race





Use a DIFFERENT color crayon or marker to trace each line.

Please do it in the correct rainbow color order.

Ready-Set-Go!



TRACE the lines.
Use a DIFFERENT color for each one.





Look how well I write my name!



Look how well I write my name!



TRACE and WRITE the spatial direction words.

©TeachWithMe.com

above _____

beside _____

left _____

right _____

on _____

under _____

between _____

behind _____



TRACE and WRITE the spatial direction words.

©TeachWithMe.com

above

beside

left

right

on

under

between

behind



March Writing Prompts

1. You've found the pot of gold at the end of the rainbow. How much gold is in it and how will you spend it?
2. You've followed the rainbow to the end and found the Lucky Leprechaun. He grants you one wish. What will you wish for and why?
3. Would you rather have March come in like a lion or a lamb and why? Or, do you like lion or lamb-like weather better and why?
4. They say St. Patrick took care of the snake problem in Ireland. Are you afraid of snakes? Tell me something you are frightened of and why.
5. What is your favorite color in the rainbow? What color of the rainbow suits your personality and why do you think that?
6. Are you Irish? What nationality are you? Tell me a bit about your heritage and where you were born. A bit 'O history about you please.
7. You're a famous Japanese kite designer. The sky's virtually the limit! What does your kite look like? What's it made out of? How high can it fly? Where do you fly it?
8. Oh no! Someone's broken into the Irish National Museum and stolen the magical shillelagh! Solve the mystery!
9. Pretend you're a leprechaun for the day. You have magical powers. What mischief will you do?

* Answer
Key ☺




March Word Search


Ben Franklin
blarney
cloud
Dr. Seuss
electricity
gold
green
Ireland
Japan
kite
lamb

leprechaun
lion
potato
rainbow
reading
riddle
shamrock
snake
spring
St. Patrick
wind



lamclDrelJaBenFranklinjldialeiltclsnwinstlio
blarneyhigreIreJakilariddloundcloudxoesnspw
wiDrelegoIakiDrSeussgjelaickangligengpw
elecogreIrJakilamwinridshampolepIrelandki
electricitygogreJakilamreadriddshamsnkspSt
gogrwinalidlwgoldgreencjuiegetfsdwrxbdl
dkdueiehwnclapankilamsnspkiteNjhguyyterd
klelambdhjeukbkildleprechaunkdioejsneasna
skdiengjslionpotatckgiorhyenebbccbzywbwu
windjdueheywhbmbdStPatrickskiekdindkl
dkdienvmgnedianedandkienspringsidnshamr
sdheishamrockkdjueisrainbowriddleldikerain
dienreekfnalreadingdjeuienwmdkaldeaastkel
jergabsnakenvhjgyuehgappyakdeskeijghtleilo

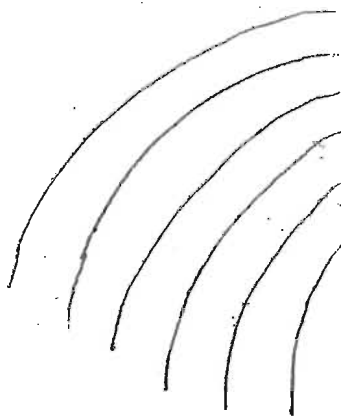






March Word Search

Ben Franklin
blarney
cloud
Dr. Seuss
electricity
gold
green
Ireland
Japan
kite
lamb

leprechaun
lion
potato
rainbow
reading
riddle
shamrock
snake
spring
St. Patrick
wind



lamclDrelJaBenFranklinjldialeiltclsnwinStlio
blarneyhigreIreJakilariddloundcloudxoesnspw
wiDrelegoIakiDrSeussgjielaickangligengpw
elecogogreIrJakilamwinridshampolepIrelandki
electricitygogreJakilamreadriddshamsnkspsSt
gogrwinalidlwgoldgreencjuiegetfsdwrxvbdll
dkdueiehwnCJapankilamsnspkiteNjhguyyterd
klelambdhjeukbkildleprechaunkdioejsneasna
skdiengjslionpotatokgiorhyenebbccbzywbwu
windjdueheywhbmdbdStPatrickskiekdindkld
dkdienvmgnedianedandkienspringsidnshamr
sdheishamrockkdjueisrainbowriddleldikerain
dienreekfnalreadingdjeuienwmdkaldeaajastkel
jergabsnakenvhjgyuehgappyakdeskeijghtleilo



April Writing Prompts

1. There's a \$1000 prize for the best April fool's joke at school. Have at it. Then tell me what you'll do with the prize money.
2. You're kayaking in the Amazon and see a butterfly that's never been seen before. What does it look like? Your photograph gets published in *National Geographic* and you become famous! Tell me about it.
3. My children are the rainbows in my world. Who are some of your close friends that are the rainbows in your life and why?
4. If April showers bring May flowers, what do hurricanes and tornados bring?
5. Some people love lightening and thunder and stormy weather. Do you? Why or why not?
6. Tell me how you're like a butterfly; egg to caterpillar to chrysalis to butterfly.
7. I love to jump in puddles and walk in light misty rain. Do you? Tell me why and how you feel when you do it.
8. Let's go play in the mud; ooey gooey, gloppy-sloppy mud! Let's get down and get really-really dirty! Tell me all about how it feels, looks, smells and the consequences afterwards, if there are any! ☺
9. You're having a sleepover with 5 of your best friends. You're in the middle of a scary movie. It's storming and a lightening bolt hits a power line and knocks out the electricity. There's frantic pounding at the door and a scream outside...Who could that be? What do they want? Tell me what happens next.

April Word Find

| | |
|---------------|-------------|
| April | rain |
| clouds | rainbows |
| condensation | recycle |
| daffodils | reduce |
| evaporation | reuse |
| garbage | shower |
| lightning | spring |
| mud | thunder |
| precipitation | tulips |
| puddles | water cycle |

* Answer
Key

alcondaffcloudscondafevgarlighrAprilevagarmupudrairecred
condensationevapprecithunApshowsprthuntuliwatcyspredreus
rainbshowrainmudpredaffodilsevapgarliningmuprecipuddlranre
evapprecipgarmuevaporationgarbageliprecrelisogjalzorjgliztw
mudvagarmupudrairecrejgjbunebmbuhgnamddibjdianedanlhin
ldickbnrkjasstekeldamajerigablighntingohcimykdlsgildnelaigln
dkidngklwiehdgnlcneidhgosksklglgnncioggielacbpprecipitation
jgugoieodpuddlesjgutyhegdfvcbxcdsewaqszxcdftrggkjiulomlp
kdjrainnbhjguiyjhgtfdecsvbhgnjkiollpkmjnhugytfrghgfdcxs
whgytuthjfnbvvgcfdrwsrainbowsridkdkdlrecyclejguithbvmd
dfghytrreducereusejgkuityghjfbnvggtcredscxflredasqwraimnd
skslgieshosskdidkglgvshowermkjihuyghtfgfvcxdseawqzxs dew
rfgtyukihjhuyghbnvgfterfdcsImkjiuspringjutulthundielidgxhlil
theighthuthumthundernbhjguityhgfredwsqazxcdftrghujyhkiljm
nbjhgyuthgfbnvhfjtithloyjnbgfhtuldwptulipsnhgjueijdkixtulci
shfurhtwa eejtwwatercyclenbjuityhgttrfsdsewfwufjgnbkgitk




April Word Find


April
clouds
condensation
daffodils
evaporation
garbage
lightning
mud
precipitation
puddles

rain
rainbows
recycle
reduce
reuse
shower
spring
thunder
tulips
water cycle

alcondaffcloudscondafevgarlighrAprilevagarmupudrairecred
condensationevapprecithunApshowsprthuntuliwatcyspredreus
rainbshowraimudpredaffodilsevapgarliningmuprecipuddlranre
evapprecipgarmuevaporationgarbageliprecrelisogjalzorjgliztw
mudvagarmupudrairecrejgjbunebmbuhgnamddibjdianedanlhin
ldickbnrkjasstekeldamajerigablighningohcimykdlsigildnelaighn
dkidngklwiehdgnlcneidhgosksklglgnncioggielacbprecipitation
jgugoieodpuddlesjgutyhegdfvcbxcdsewaqsxzcdfrgkjiulomlp
kdjrainnbhjguiyjhgrfdecsvbhgnjkiollpkmjnhugytfrghgfdcxsw
whgytuthjfnbvgcfdreswsqrainbowsridkdkdlrecyclejguithbvmd
dfghytrreducereusejgkuityghjfbnvggtcredscxfredasqwraimnd
skslgieshosskdidkglgvshowermkjihuyghtfgfvcxdseawqzxs dew
rfgtyukihjhuyghbnvgfterfdcsImkjiuspringjutulthundieli dghlil
theighthuthumthundernbhjguityhgfredwsqazxcdfrghujykhiljm
nbjhguythgfbnvhfjtithloyjnbgfhtuldwptulipsnhgjueijdkixtulci
shfurhtwa eejtwwatercyclenbjuiyuthygtrrfsdsewfwufjgnbkgitk










Rainbow Punctuation Sentences

Put the correct punctuation (. ! ?) at the end of each sentence.

1. They say there's a pot of gold at the end of the rainbow
2. Yay I think I see the end of the rainbow
3. Do you think we'll find a pot of gold there
4. Wow Isn't that rainbow lovely
5. I can name all of the colors in the rainbow
6. There's red and orange and yellow, green and blue and purple too
7. Look It's a rainbow
8. I see a rainbow when the sun is out and I water the grass
9. You can make a rainbow with a prism too
10. I like painting rainbows with watercolors



Rainbow Slider

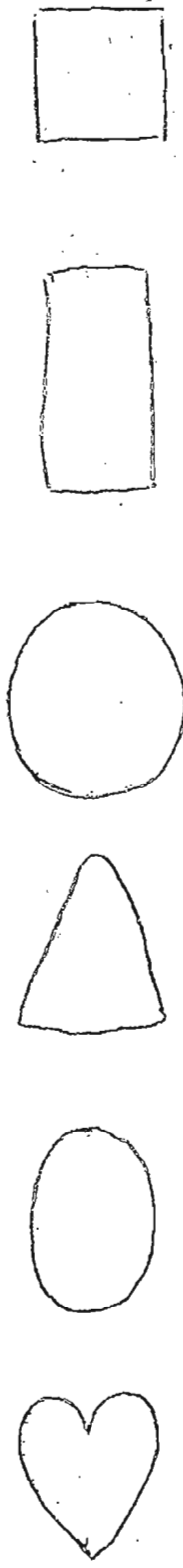
©TeachWithMe.com

0
1
2
3
4
5
6
7
8
9
10

A
B
C
D
E
F
G
H
I

J
K
L
M
N
O
P
Q
R
S
T

U
V
W
X
Y
Z



@teachwithme.com sliders

Students can
color the
shapes

Cut Out Sliders. Insert Into Slider Rainbow Slits

Slits to review numbers, letters & shapes.

For the alphabet Slider Glue 2nd Strip "J" under "I" & 3rd strip "U" under "T". To Avoid accidentally pulling out Strips you can glue a longer strip of paper on the end & then simply fold the end tabs in to pull the strip out to change to another slider.

Materials:

- Construction paper
- Scissors
- Glue sticks (If you want to back with construction paper)

Directions:

Prep:

- Run off master.
- Pre-cut slider strips
- Pre-cut slits in slider shape

The next day...

1. Children CUT out their slider shape. (You can mount it on a complimentary colored sheet of construction paper for more durability.)
2. Students WRITE their name on the BACK of their slider shape.
3. Children insert slider strip from the back to the front. Teacher decides what slider students will be working on. (ABC, 123, Shapes)
4. As a whole group, we use the manipulative to review the information on the slider.
5. I encourage the children to do it again for their parents and include a note about the slider in my newsletter.
6. I ask parents to ask their child to share their slider with them. It helps reinforce lessons, builds self-esteem, and shows their child that they care about what they are learning in school.
7. Since we have a slider for each theme, they make a nice collection. My students love collecting them.
8. Sliders are a nice quick and easy art project that nails and reviews several report card standards in a fun way. It's a great fine motor skill as well.
9. After my students are done with their slider, they clean up their work station, leave their slider at the table and transition to a Tummy Tubby Time activity. When everyone is done, they get their slider and sit on our *Circle of Friends* carpet.
10. Depending on time, we insert 1 or 2 sliders and review the material as a whole group. I'll have them put the shortest shape slider strip in, take the other sliders back to their desk, and we'll review body parts (put your slider on your elbow, knee, wrist etc.), then we'll use it for spatial directions; (put your slider on, behind, above, beside you.) We'll finish up with the *Slider Pokey* and finally "Blast Off" counting from 10-0 and then go put our sliders in our backpacks. ☺



Body Part Identification

- ❖ Put the rainbow on your shoulder.
- ❖ Put the rainbow on your shin.
- ❖ Put the rainbow on your knee.
- ❖ Put the rainbow on your elbow.
- ❖ Put the rainbow on your leg.
- ❖ Put the rainbow on your wrist.
- ❖ Put the rainbow on your thigh.
- ❖ Put the rainbow on your forehead.
- ❖ Put the rainbow on your waist.
- ❖ Put the rainbow on your hip.
- ❖ Put the rainbow on your left hand.
- ❖ Put the rainbow on your right hand.
- ❖ Put the rainbow on your palm.
- ❖ Put the rainbow on your head.
- ❖ Put the rainbow on your heel.
- ❖ Put the rainbow on your toes.
- ❖ Put the rainbow on your foot.
- ❖ Put the rainbow on your back.
- ❖ Put the rainbow on your neck.
 - Turn around.
 - Sit down.
 - You're done.
 - Having fun?



Rainbow Pokey


Put your rainbow in
Take your rainbow out
Put your rainbow in
Now you shake it all about
You do the Rainbow Pokey and you turn your self around.
That's what it's all about.

You put your rainbow up.
You put your rainbow down.
Your put your rainbow up.
Now your twirl it all around.
You do the Rainbow Pokey and you turn your self around.
That's what it's all about.

You put your rainbow to the left.
You put your rainbow to the right.
You put your rainbow to the left.
Now you hide it out of sight.
You do the Rainbow Pokey and you turn your self around.
That's what it's all about.

You do the Rainbow Pokey.
You do the Rainbow Pokey.
You do the Rainbow Pokey.
Let the colors shine down!

Congratulations!



Has done **BRILLIANT** work
during our study of **RAINBOWS!**

Date: _____

Teacher: _____



March

Bibliography

Children's Books:

Camping Books:

1. A Day At Damp Camp, Lyon \$9.95
2. Arthur Goes To Camp, Brown \$4.50
3. The Berenstain Bears Get The Scaredies, Berenstain \$1.99
4. Camp-out Adventure, Nagel \$2.50
5. Fraidy Cats, Krensky \$3.50
6. Good Night, Sleep Tight, Don't Let The Bedbugs Bite! DeGroat \$4.50
7. It's Noisy At Night, Iversen \$3.99
8. P.J. Funnybunny Camps Out, Sadler \$3.99
9. Scared Of The Dark, Alexander \$3.99
10. Suddenly! McNaughton \$4.99
11. The Berenstain Bears and the Attic Treasure, Berenstain \$2.95
12. Timothy And The Night Noises, Dinardo 2.25
13. What Was That! Mathews \$3.99

Hat Books:

1. Barney: Catch That Hat! (A Little Golden Book) Bernthal \$2.95
2. Barney's Hats, Dudko \$2.25
3. Hats & Bears, Smith \$4.99
4. Hello, Cat You Need A Hat
5. I Want A Hat Like That, Cooke \$3.99

(Cap/Hat March is Reading Month Day)

Monkey Books:

Read Caps For Sale

1. Baby Chimp, Zakarin \$2.95
2. Circus Caps For Sale, Slobodkina \$4.50
3. Curious George And The Dump Truck, Rey \$3.99
4. Curious George And The Puppies, Rey \$3.99

5. Curious George Flies A Kite, Rey \$9.95
6. Curious George Goes To A Costume Party, Rey \$3.99
7. Curious George Goes To An Ice Cream Shop, Rey \$3.99
8. Five Little Monkeys With Nothing To Do, Christelow \$4.50
9. Funky Punky Monkeys, \$1.95
10. Monkey Mayhem! Randall \$3.99
11. Monkey See, Monkey Do, Regan \$3.99
12. One Monkey Too Many, Koller \$3.99
13. Too Many Monkeys (A Counting Rhyme) Oechsli \$1.95

Kite Books:

1. Curious George Flies A Kite, Rey \$9.95
2. Rise And Shine, Mariko-chan! Tomioka \$3.95
3. The Adventures Of A Kite, Mahy \$1.95
4. The Berenstain Bears Go Fly A Kite, Berenstain \$2.95
5. The Emperor And The Kite, Yolen \$4.50

Rainbow Books:

1. Liz Makes A Rainbow, Cole \$3.99
2. The Magic School Bus: Makes A Rainbow, Cole \$3.50

Rainbow Fish Books:

1. Rainbow Fish & Friends: A fishy Story, Donovan \$3.50
2. Rainbow Fish & Friends: Hidden Treasures, Donovan \$3.50
3. Rainbow Fish & Friends: Lost At Sea \$3.50
4. Rainbow Fish & Friends: The Copycat Fish, Donovan \$3.50
5. Rainbow Fish & The Big Blue Whale, Pfister \$18.95
6. Rainbow Fish: Puffer Cries Shark, Sander \$3.99
7. Rainbow Fish: Sticker Storybook, Pfister \$6.95

Saint Patrick's Day Books:

1. Fluffy's Lucky Day, McMullan \$3.99
2. The Leprechaun's Gold, Edwards \$5.95
3. The Luckiest Leprechaun, Korman \$5.95
4. The Pot Of Gold, Smath \$3.99

Sheep/Lion Books:

1. Mary Had A Little Lamb \$1.00
2. Sam Sheep Can't Sleep, Grant \$3.99
3. The Sheep Follow, Wellington \$3.99
4. Would They Love A Lion? Denton \$5.95
5. Where is the Green Sheep? Mem Fox \$3.99

TV Books:

1. Arthur's TV Trouble, Brown \$4.50

2. Mama Rex And T: Turn Off The TV! Vail \$4.99
3. Muppet Kids in: TV or Not TV \$3.99
4. The Berenstain Bears and Too Much TV, Berentain \$3.99

Wind Books:

1. Amy Loves The Wind, Hoban \$2.95
2. What Makes The Wind? Santrey \$3.50
3. The Wind, Depree \$2.95

Miscellaneous:

6. Bear's Bargain, Assch \$3.99
7. Bears On Wheels, Berenstein \$7.99 (Seuss Early Reader)
8. Fidgety Fish, Galloway \$4.50
9. Green Eyes, Birnbaum \$4.50
10. Imagine, Lester \$6.95
11. Look! I Can Read! Hood \$3.99
12. Louis James Hates School, Morrison \$7.99
13. Never Tease A Weasel, Soule \$7.99 (Seuss-like rhyming.)
14. Read To Your Bunny, Wells \$2.99
15. The Fisherman & His Wife, Perle \$7.99
16. The Magic School Bus: Inside Ralphie: A Book About Germs \$2.50
17. Where Are My Shoes? Dudko \$3.99

