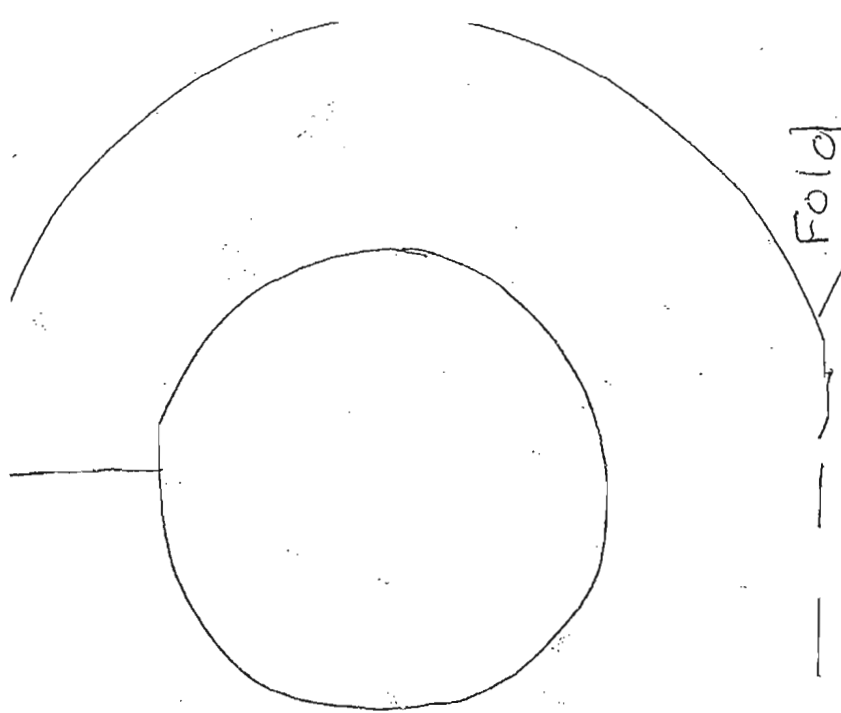
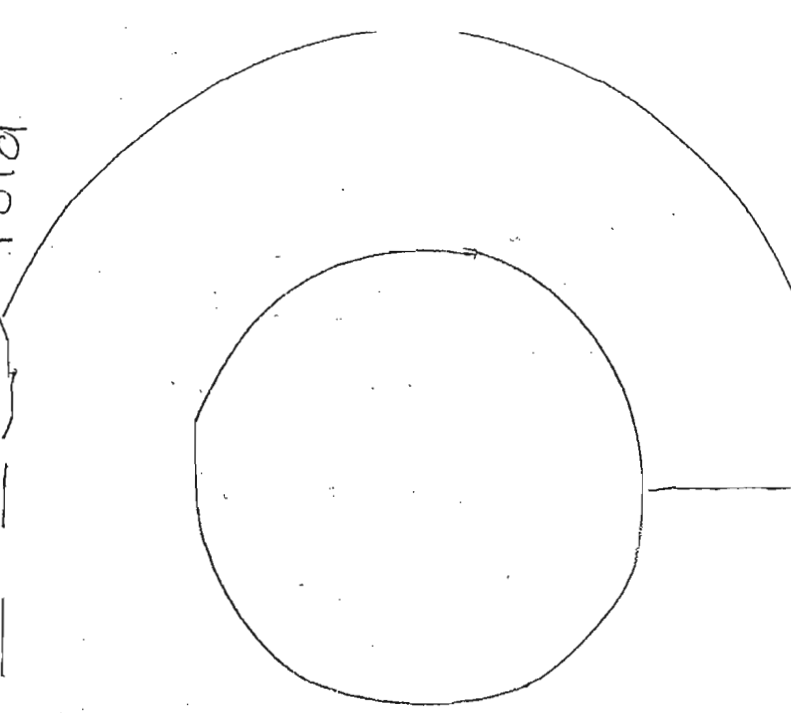


Butterflies

Butterfly Unit I
©TeachWithMe.com





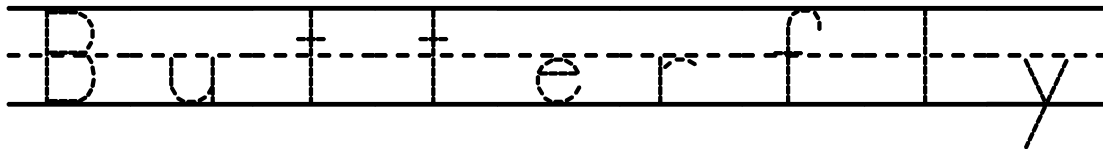
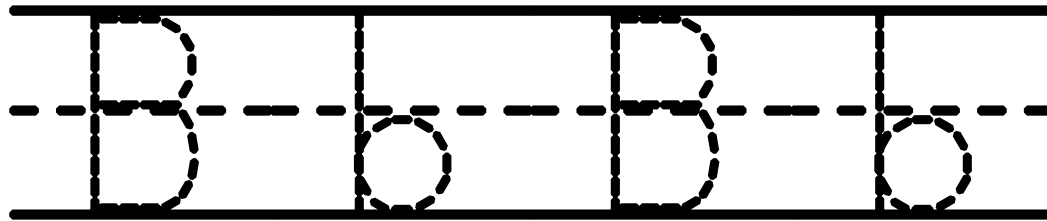
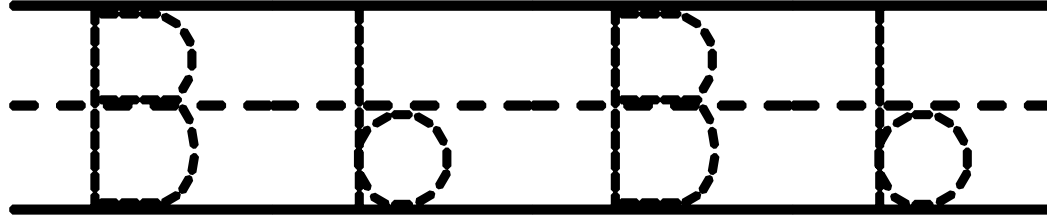
Fold



Do NOT Disturb!

**ENTER at your
own risk!**

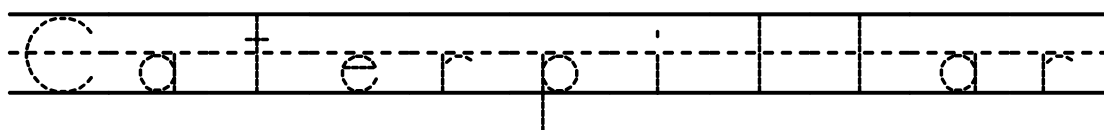
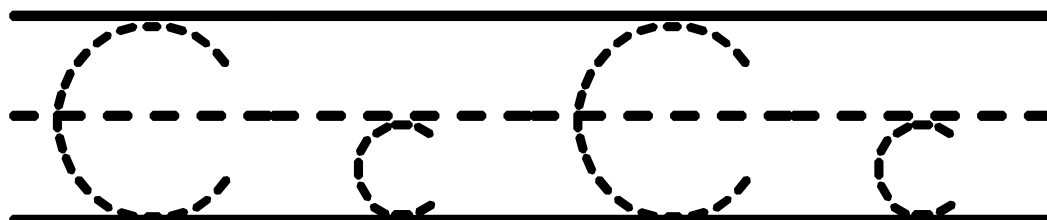
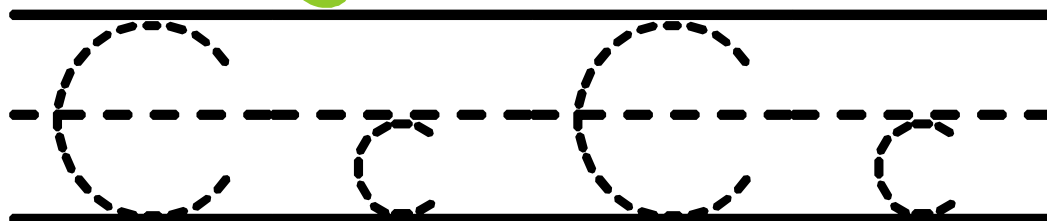





Write some Bbs on your own on the bottom.


WRITE your name on the TOP of the paper.
FIND your name in the picture and CIRCLE it.





Write some Ccs on your own on the bottom.


WRITE your name on the TOP of the paper.
FIND your name in the picture and CIRCLE it.


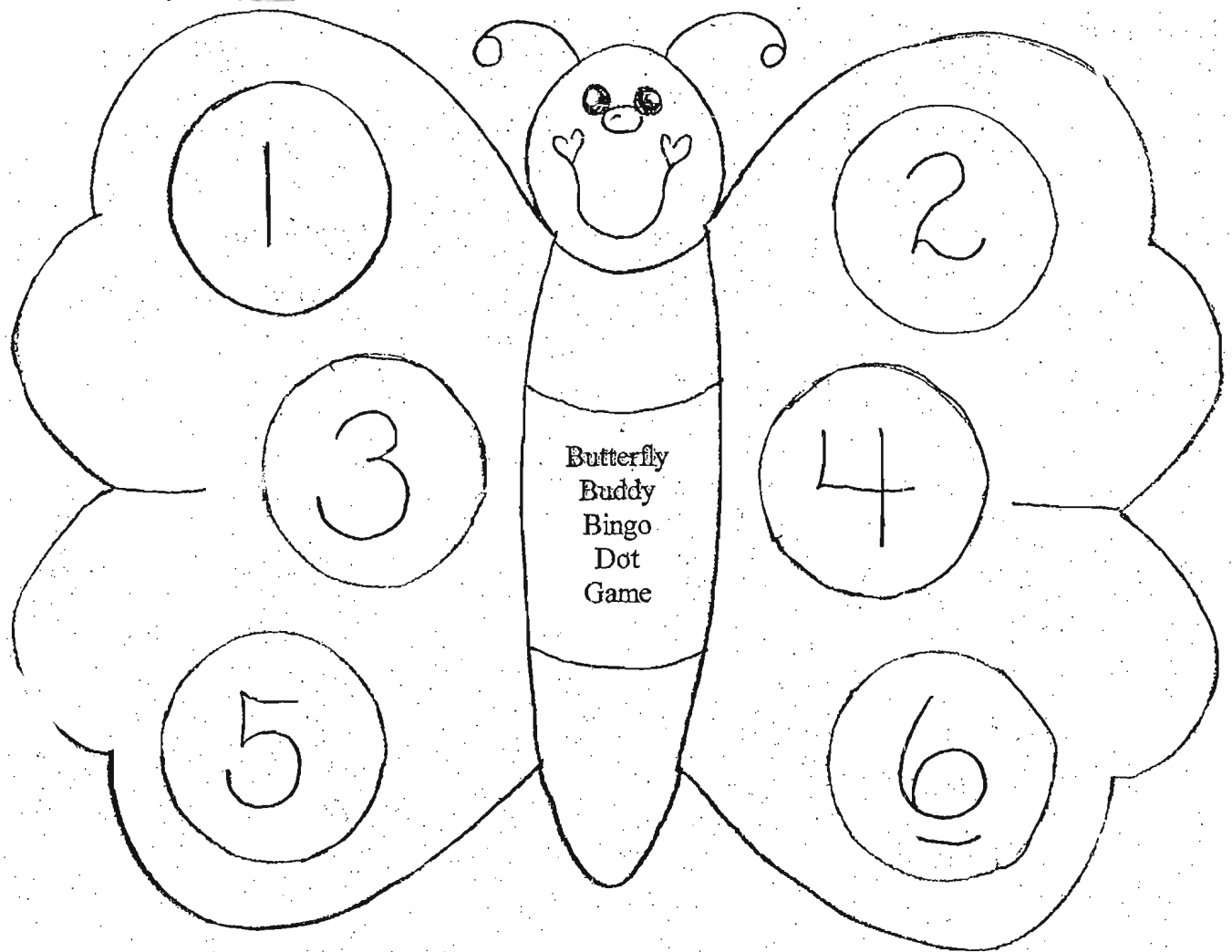



Bingo Dot

Make a PATTERN with 2 colors

TeachWithMe.com







Bingo Dot a Group/Set of 5

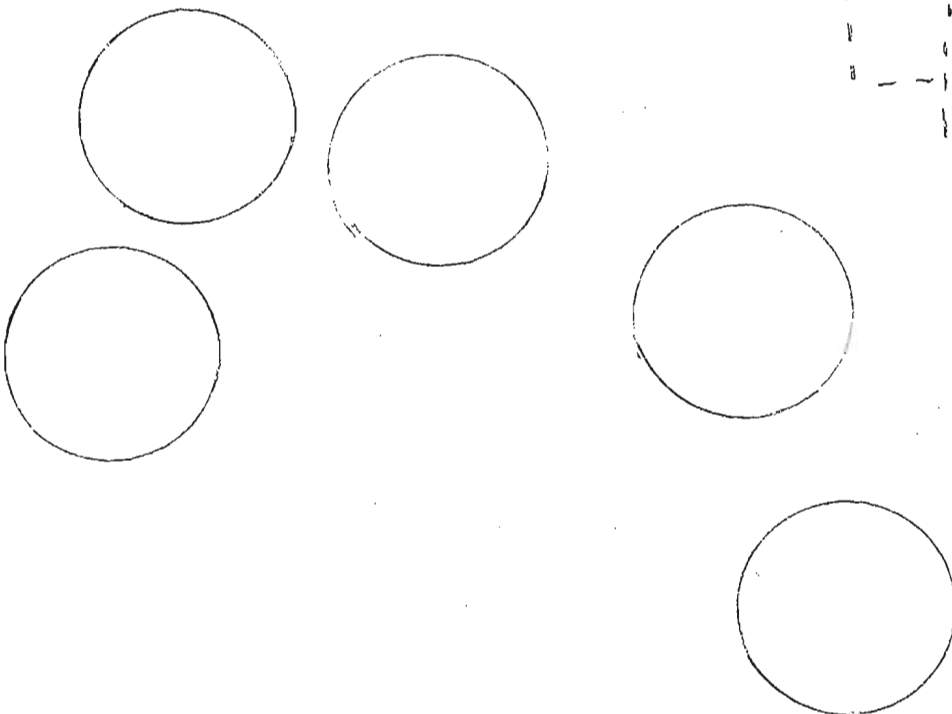
Choose 2 colors. Dot 4 circles 1 color and 1 circle the other color,
OR 3 one color and 2 the other color. **CIRCLE** the equation you chose.

$$4 + 1 = 5$$

$$3 + 2 = 5$$

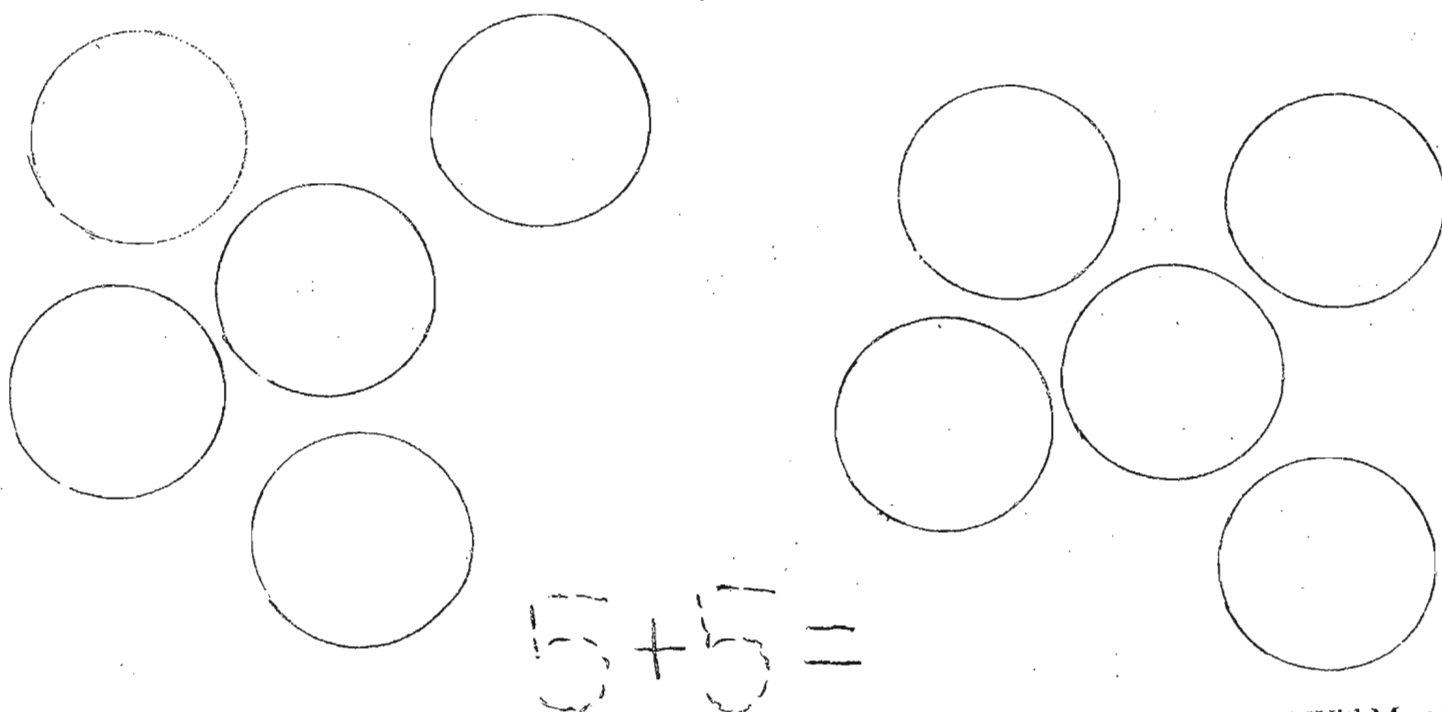
$$4 + 1 =$$


$$3 + 2 =$$






Bingo Dot a Group/Set of 10
Choose 2 colors. Dot 5 circles 1 color and the other 5 circles the other color,
5+5 again, 5+5=10



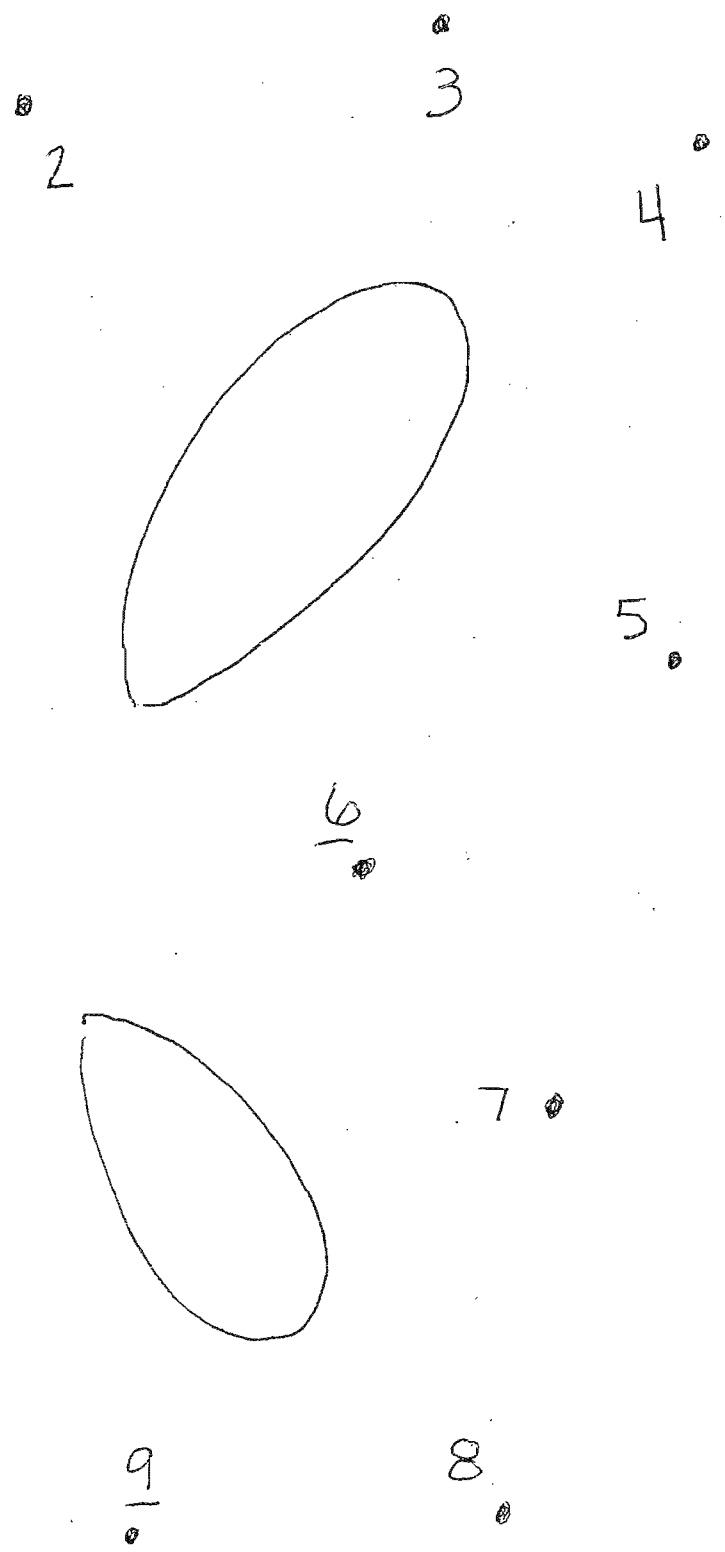
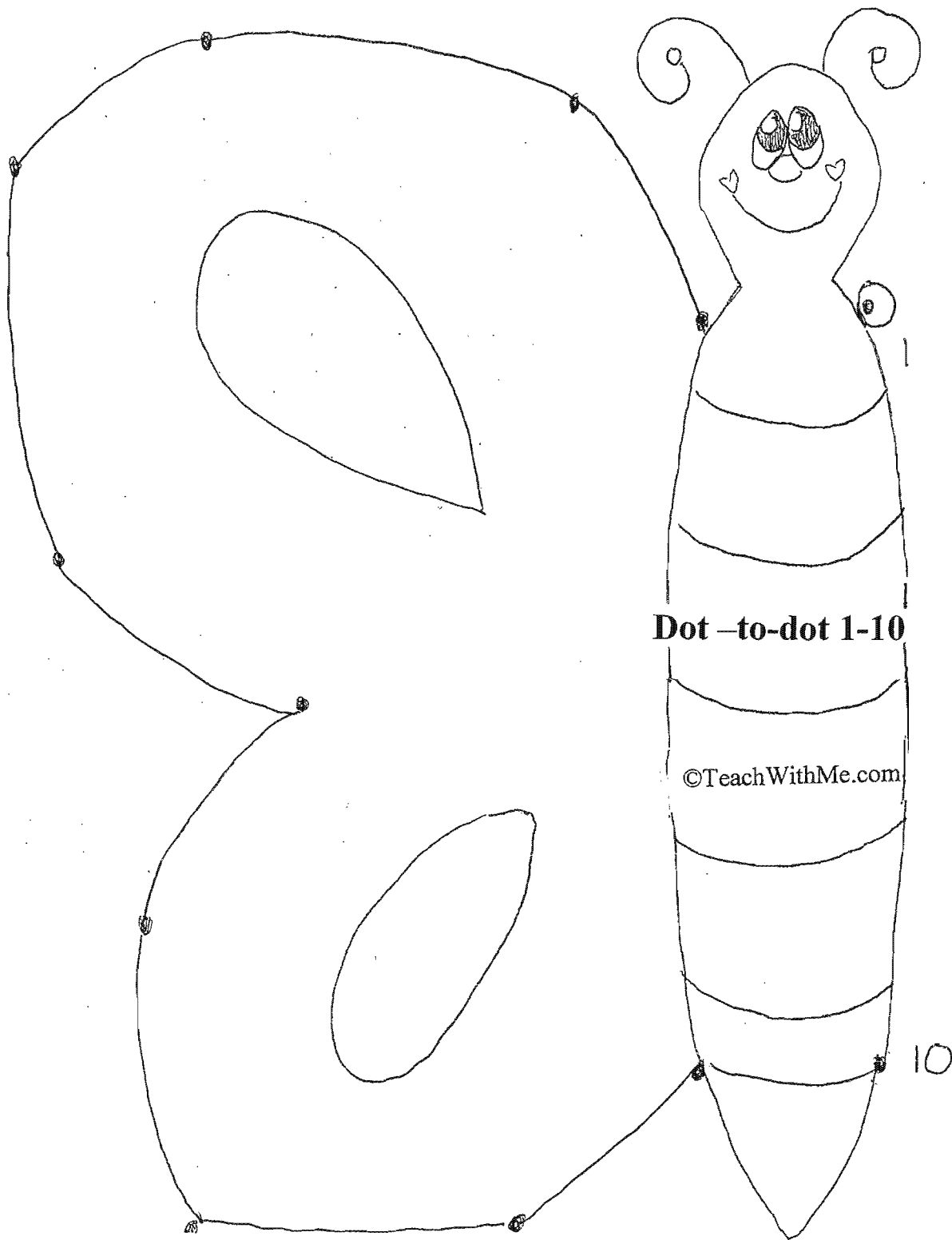



Bingo Dot a Group/Set of
Choose 2 colors.



Symmetry




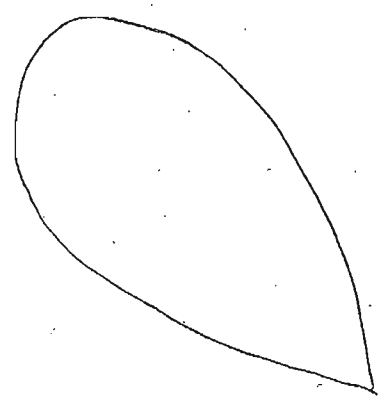
Complete the picture.

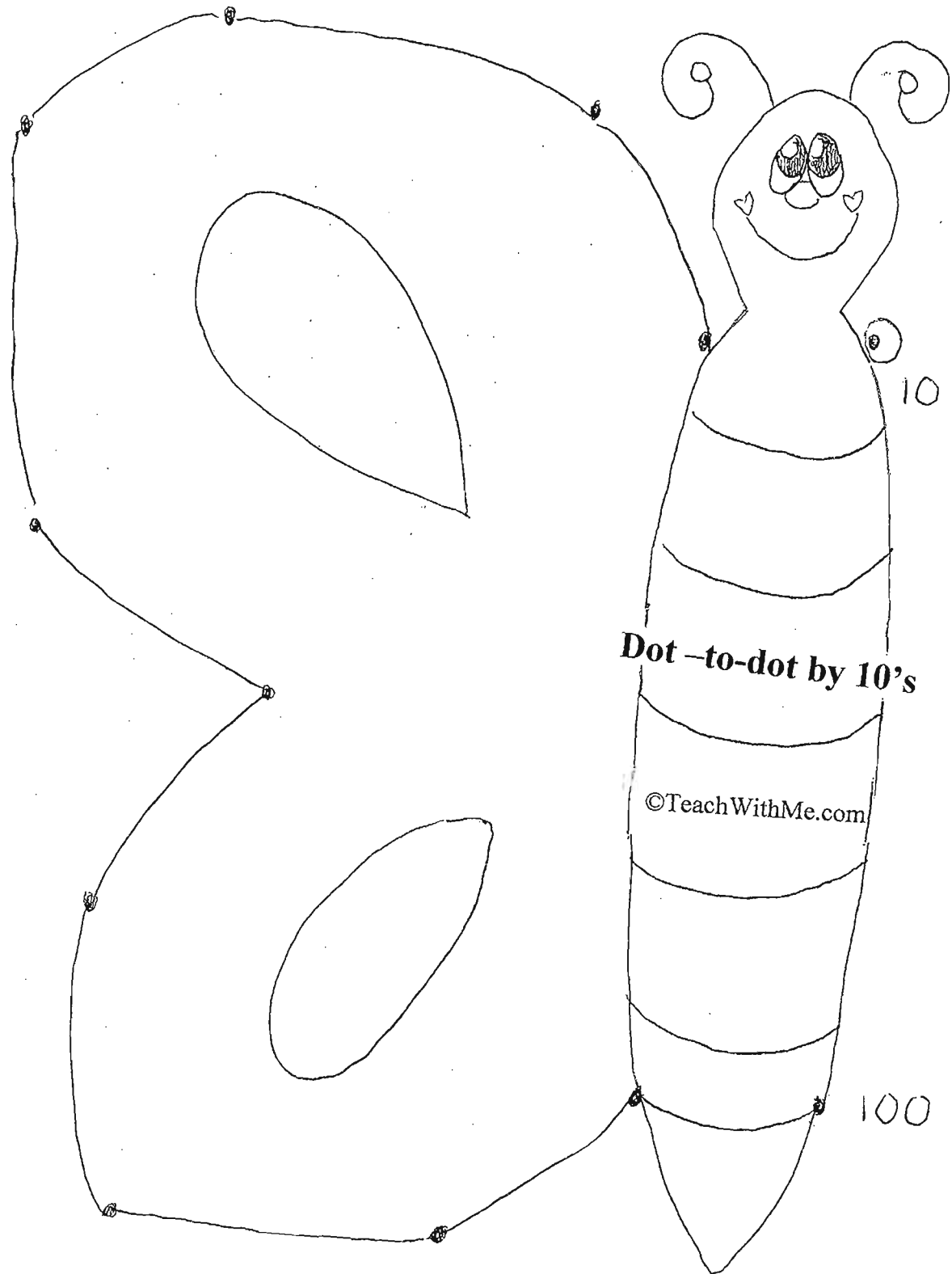




Dot-to-dot 1- 20

©TeachWithMe.com





20

30

40

50

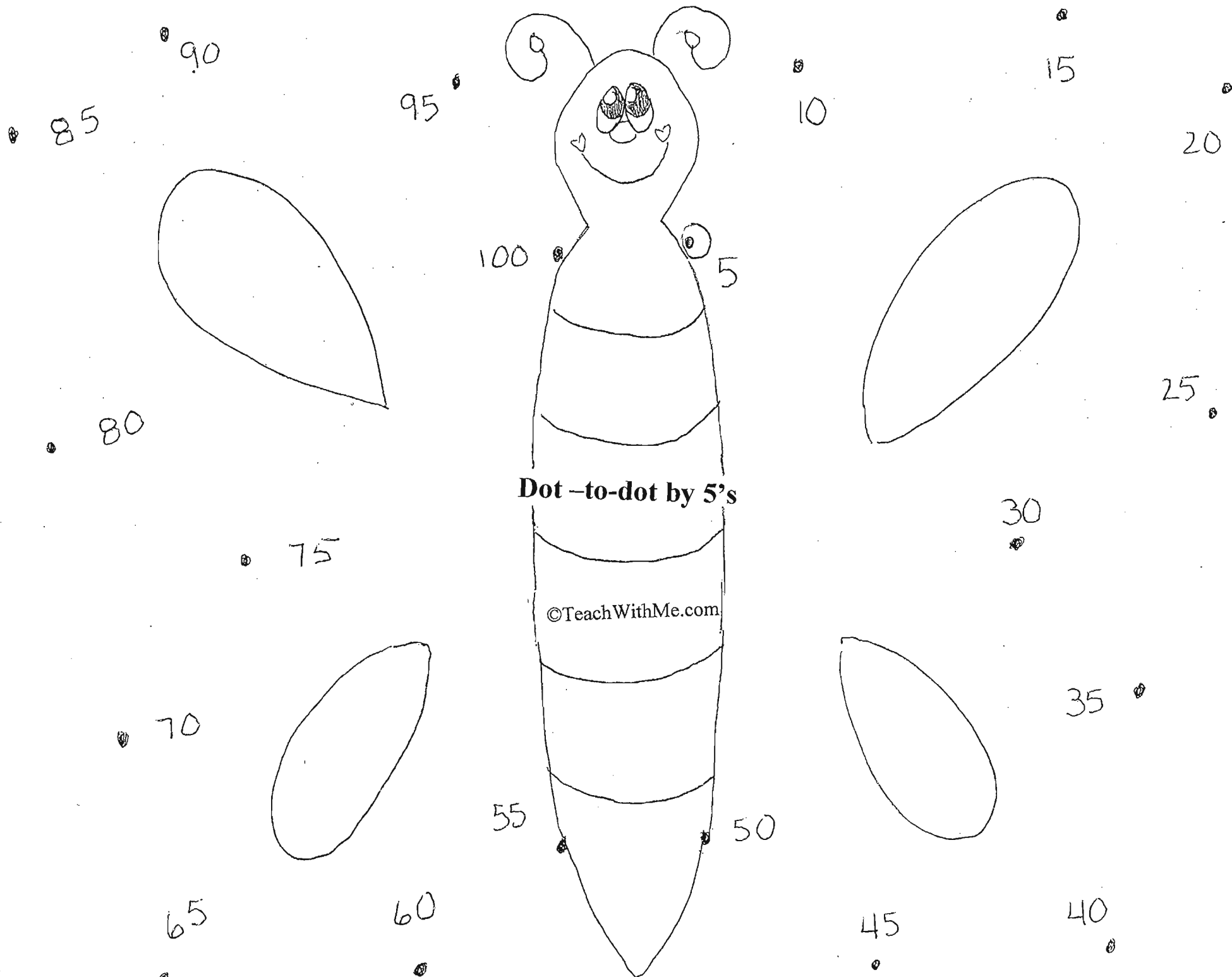
60


70

100

90

80






Butterfly On A Roll

Directions:

- Choose a partner
- Roll the dice; high # goes 1st.
- Take turns rolling the dice.
- Whatever # you roll is the # Circle you color in.
- If you've already rolled that # then it becomes your partner's turn.
- The 1st one to color in all the circles is the winner.

TeachWithMe.com





Butterfly On A Roll

Directions:

- Choose a partner
- Roll the dice; high # goes 1st.
- Take turns rolling the dice.
- Whatever # you roll is the # Circle you color in.
- If you've already rolled that # then it becomes your partner's turn.
- The 1st one to color in all the circles is the winner.

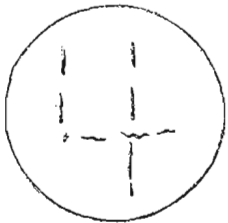
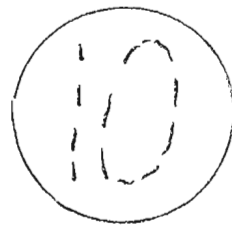

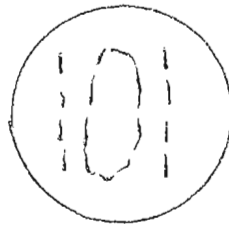

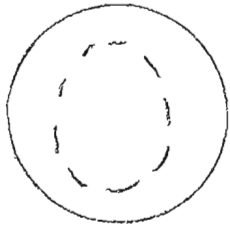
TeachWithMe.com

Caterpillars On An Addition & Subtraction Roll



Directions:

- Choose a partner.
- Roll the dice.
- High number goes 1st.
- Roll the dice.
- You may add or subtract the dice to get a number.
- Color in that numbered circle on your paper.
- Write the equation on the back of the paper.
- The 1st player to color in all of their numbers is the winner.




I SPY!

Please play I Spy with me at home.
TRACE the circle and the number.



I SPY!

Please play I Spy with me at home.
TRACE the circle and the number.



Butterfly starts with Bb
Circle all of the upper and lowercase Bb's that you can find.
There are 10.

a B d p B q
q x d
b B b 3
q d 6
p B
B 4 B Z d
q b q p E B


Butterfly Listening & Following Directions Assessment Tool

Directions:


Repeat the directions twice.

Remind students to keep their eyes on their own paper.


- ❖ WRITE your name on the BACK of the paper. Raise your hand when you are done.
- ❖ Choose a YELLOW crayon, and COLOR the circles/polka dots on the butterfly yellow. Raise your hand when you are done.
- ❖ Choose an ORANGE crayon, and COLOR the 2 squares on the butterfly orange. Raise your hand when you are done.
- ❖ Choose a GREEN crayon, and TRACE the hearts on the butterfly green. Raise your hand when you are done.
- ❖ Choose a BLUE crayon, and draw 2 antennae on top of the butterfly's head. Raise your hand when you are done.
- ❖ Choose a BLACK crayon, and draw 2 eyes on the butterfly. Raise your hand when you are done.
- ❖ Choose a PURPLE crayon, and trace the 2 lines in the MIDDLE of the butterfly. WRITE the number 1 in the center. Raise your hand when you are done.
- ❖ Choose a BROWN crayon, and COLOR the triangle. Raise your hand when you are done.
- ❖ TRACE the outside of the butterfly BLUE.
- ❖ TRACE the head of the butterfly PURPLE.
- ❖ TRACE the thorax-middle body of the butterfly PINK.
- ❖ Hand in your paper when you are finished.










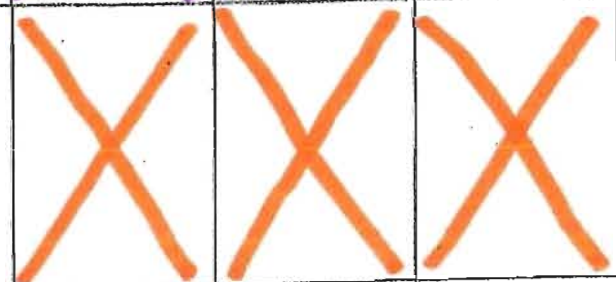
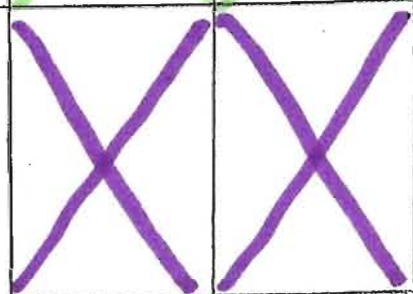

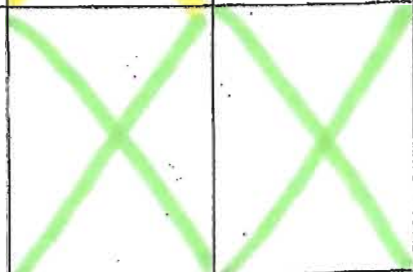


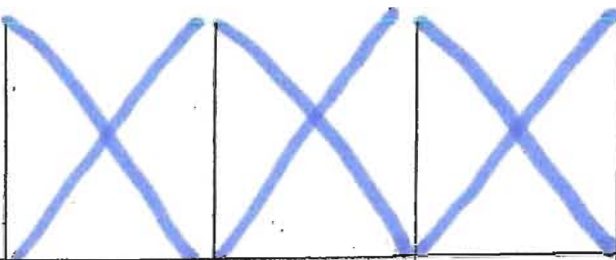
Butterfly Listening & Following Directions Assessment Tool




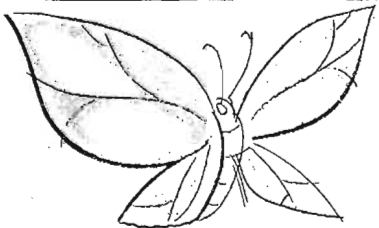

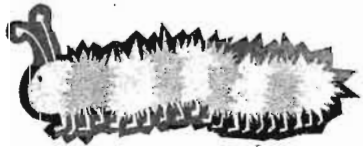
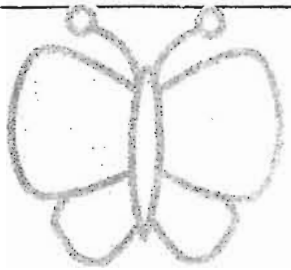

Butterfly Listening & Following Directions Assessment Tool











Color in the amount to match the number.

Use a DIFFERENT color for each LINE.

1



2



3



4



5



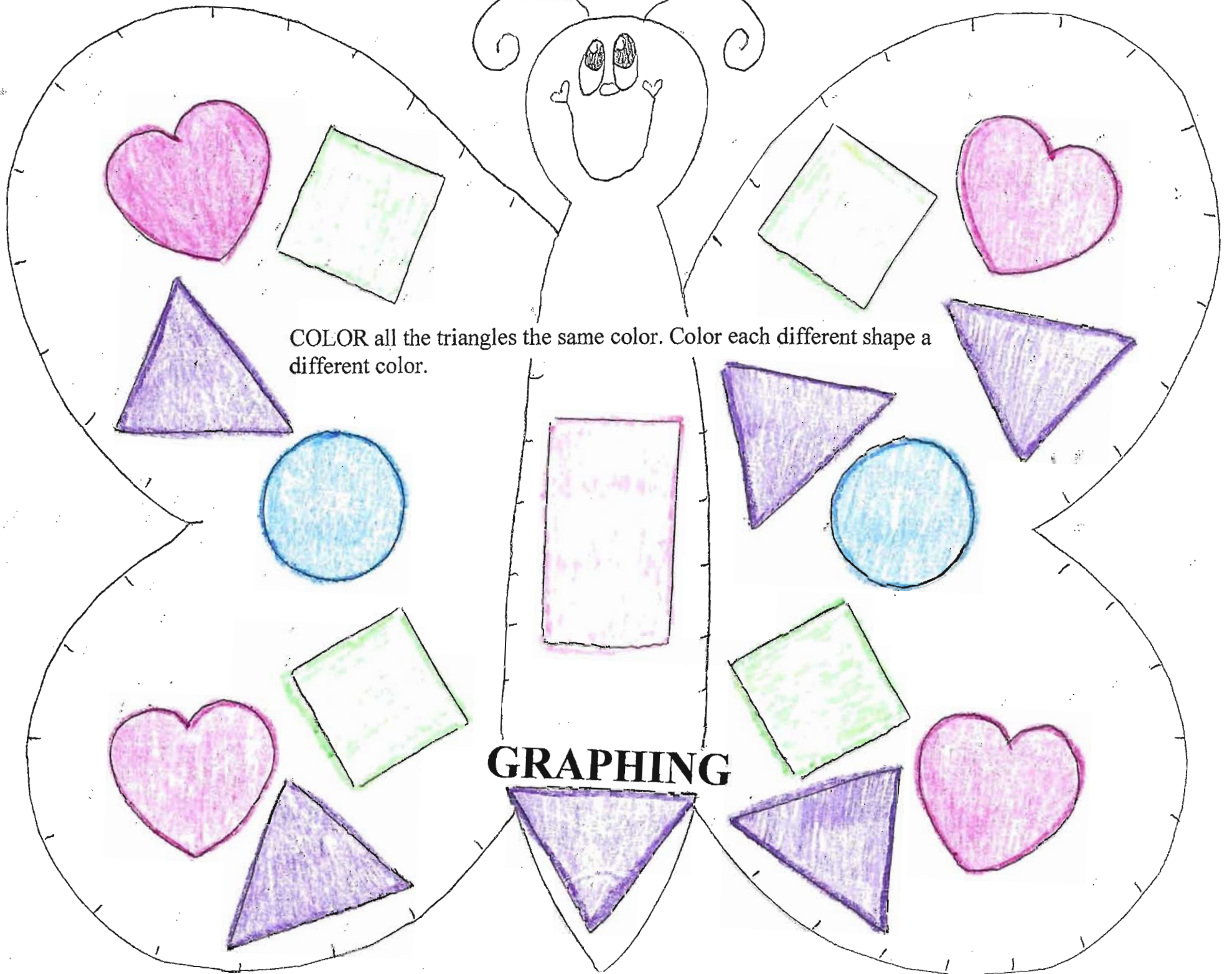
umber Fun!

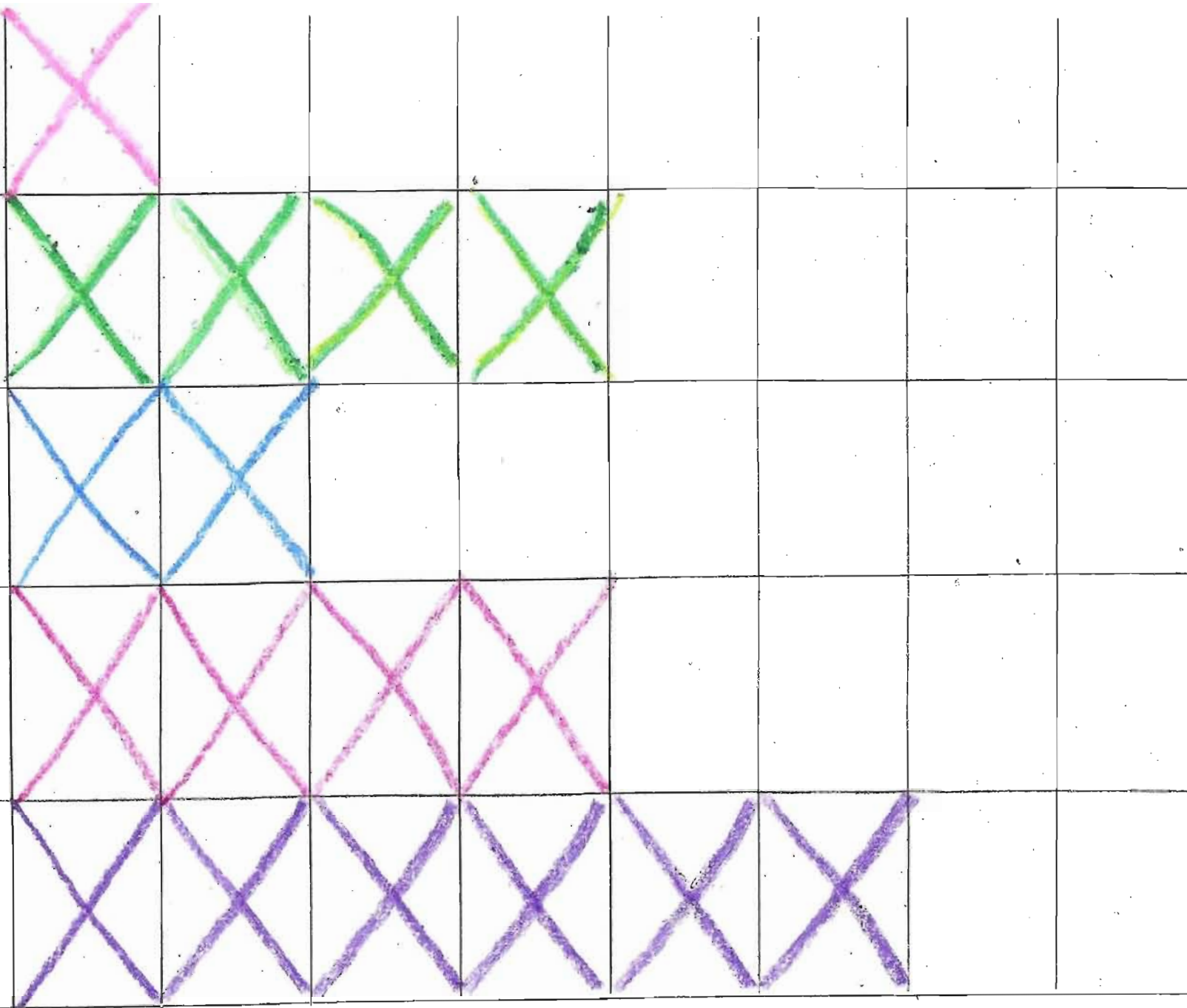




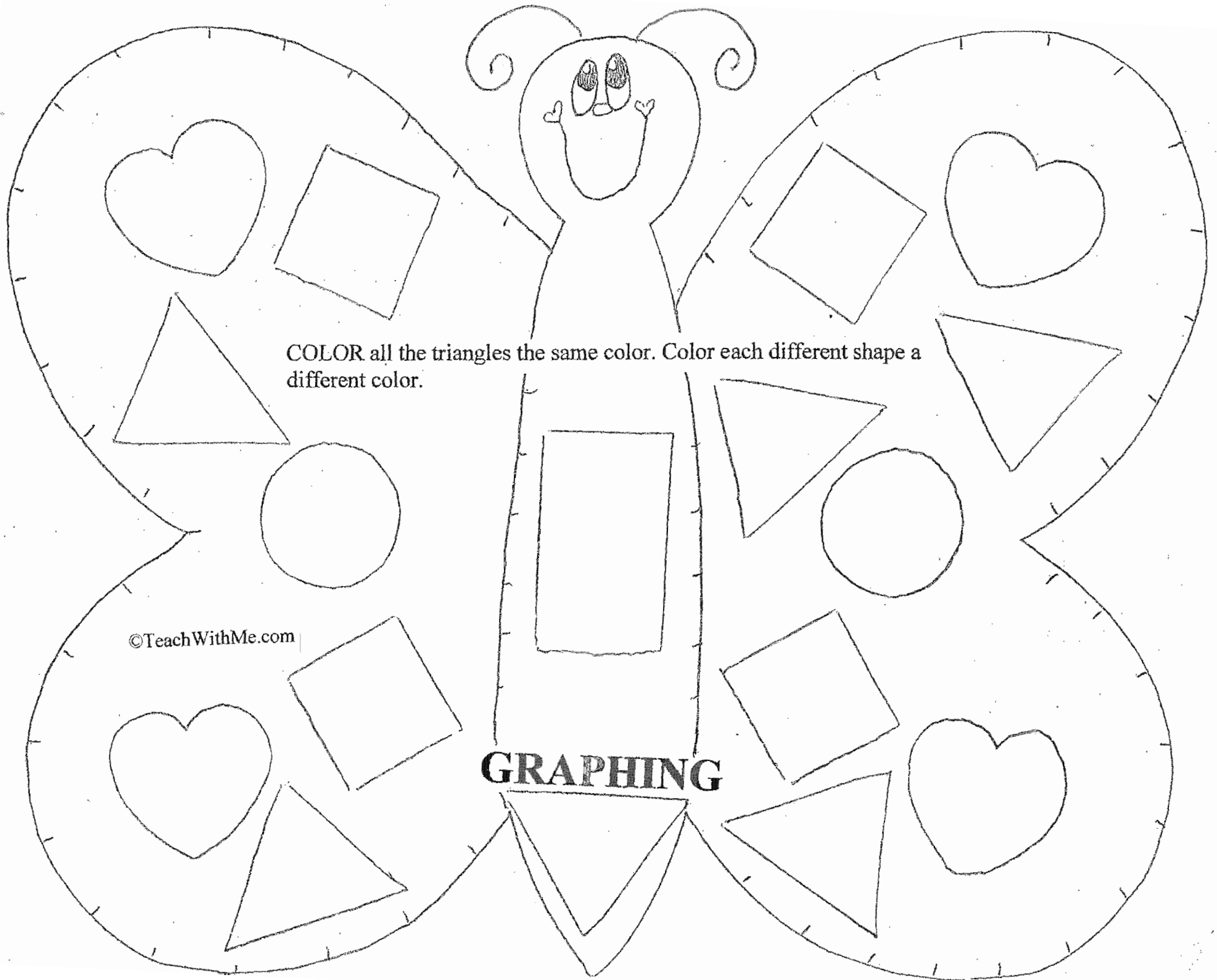
COLOR all the triangles the same color. Color each different shape a different color.

GRAPHING





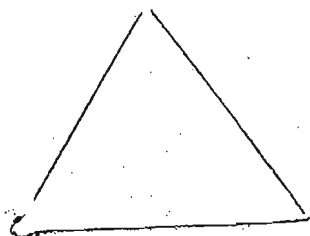




Color the shapes to match the colors on the picture. Count the shapes; mark that many X's in the box. Make the X's the same color as the shapes. Graph the picture.



COLOR all the triangles the same color. Color each different shape a different color.

©TeachWithMe.com





GRAPHING




Color the shapes to match the colors on the picture. Count the shapes; mark that many X's in the box. Make the X's the same color as the shapes. Graph the picture.







COUNT the shapes and GRAPH them by putting the correct number of X's in the boxes.
COLOR the circles green, the triangles yellow, the squares orange and the rectangles red.

	X	X	X	X		
	X	X	X	X	X	X
	X	X				
	X	X				





COUNT the shapes and GRAPH them by putting the correct number of X's in the boxes.
COLOR the circles green, the triangles yellow, the squares orange and the rectangles red.



MORE THAN & LESS THAN

CIRCLE the group/set that has MORE.
This group is greater than the other group.



$$9 > 8$$

CIRCLE the group/set that has LESS
This group is less than the other group.




©TeachWithMe.com


$$5 < 6$$



1



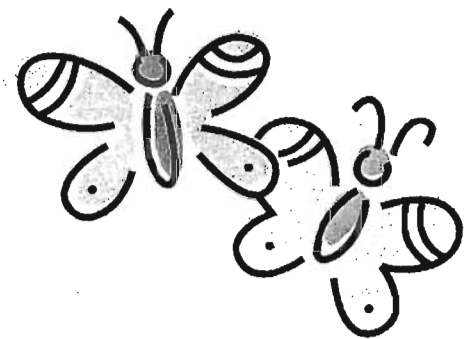

2




3



4



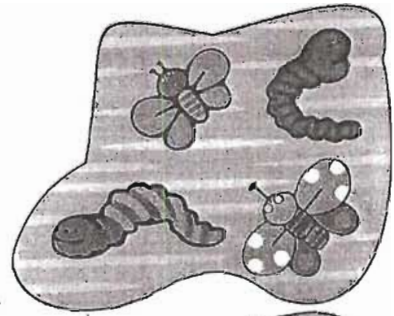
5



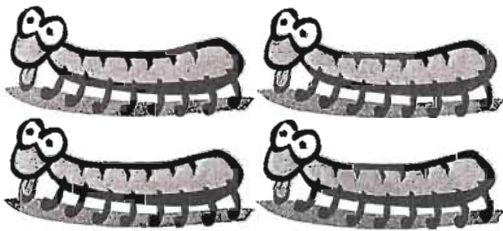
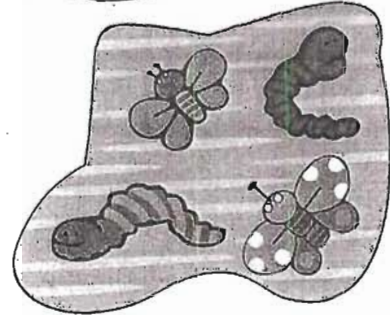
Match the number to the group/set.
Use a DIFFERENT color for each one.




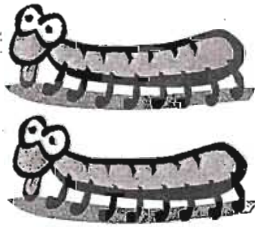
6




7



8




9

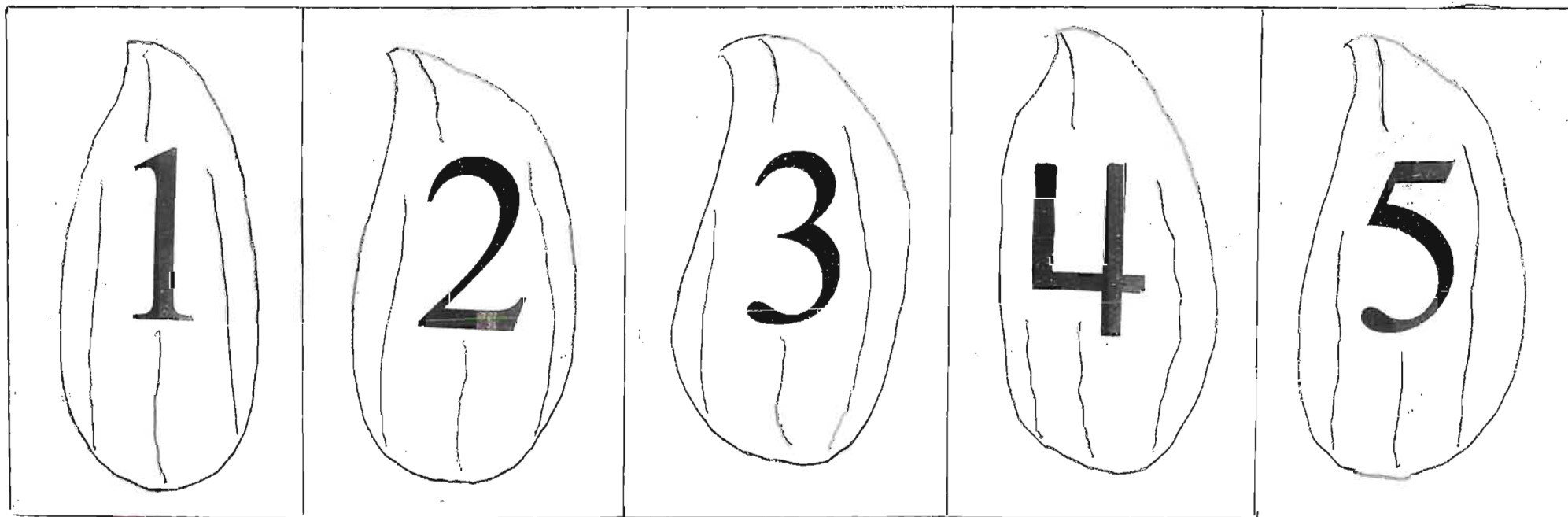


10

Match the number to the group/set.
Use a DIFFERENT color for each one.



©TeachWithMe.com




Match the dotted butterfly to their numbered chrysalis.

CUT the rectangles out and GLUE them to the bottom of the number.

Ordinal Numbers

Directions:




- ❖ Color the first butterfly red.
- ❖ Color the third butterfly orange.
- ❖ Color the second butterfly purple.
- ❖ Color the fifth butterfly yellow.
- ❖ Color the fourth butterfly green.


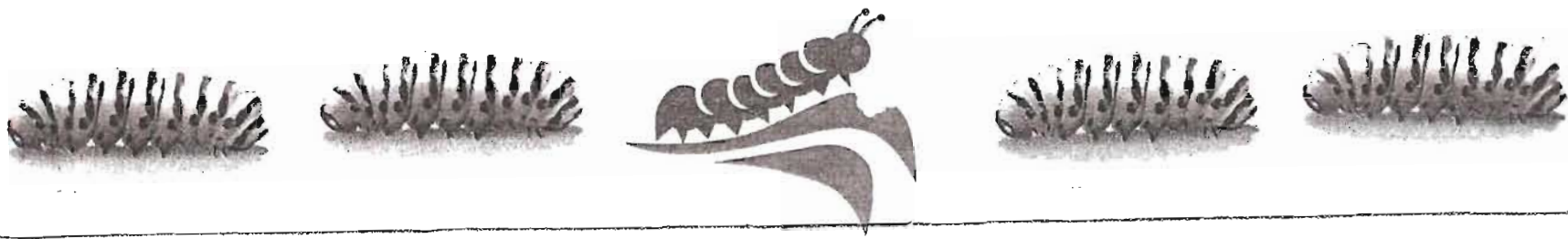




TeachWithMe.com



Complete the PATTERN













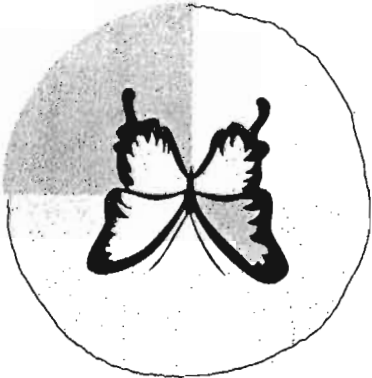
TeachWithMe.com

Complete the PATTERN

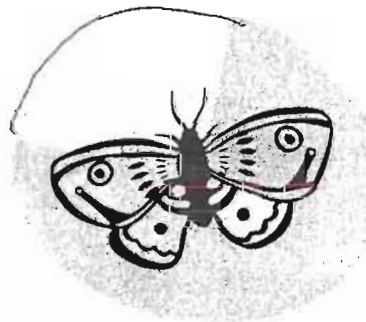






Complete the PATTERN.



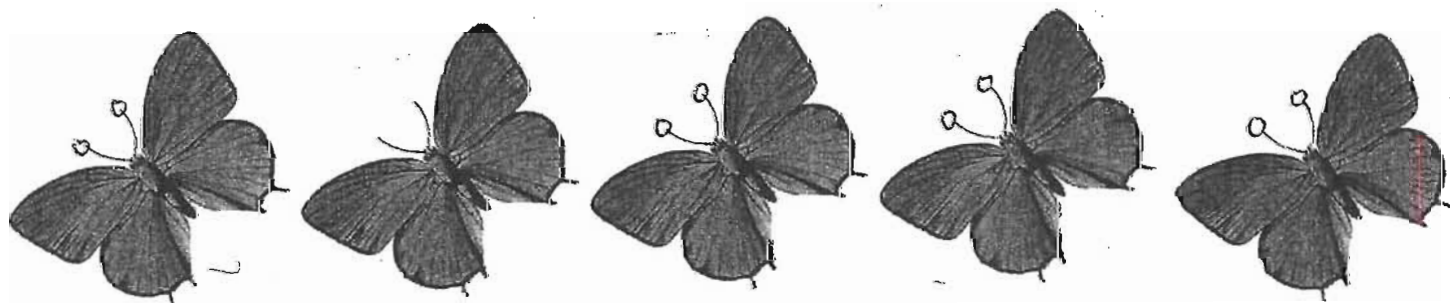
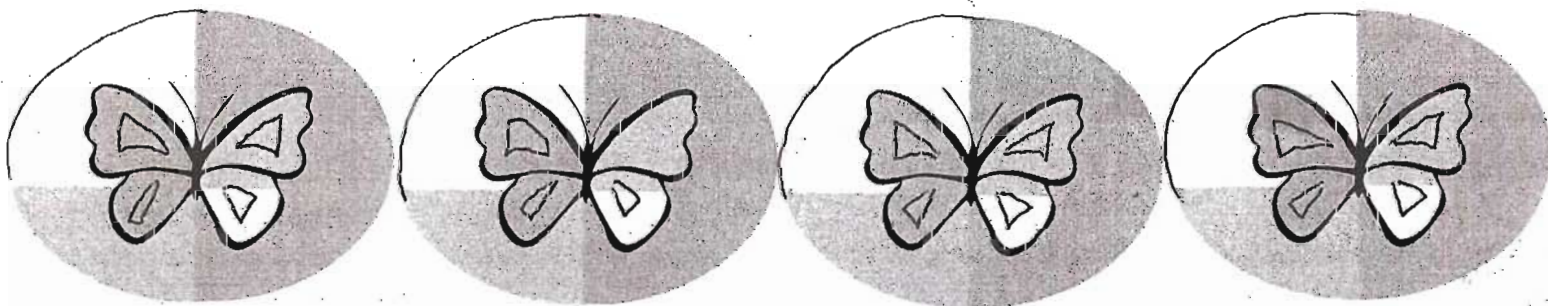



TeachWithMe.com



Similarities & Differences

Find the spy, the one that is DIFFERENT, and put an X through it.




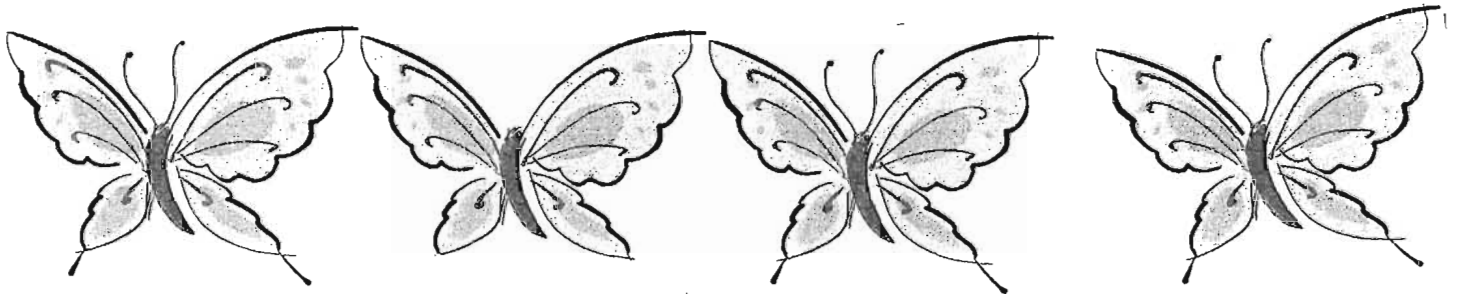
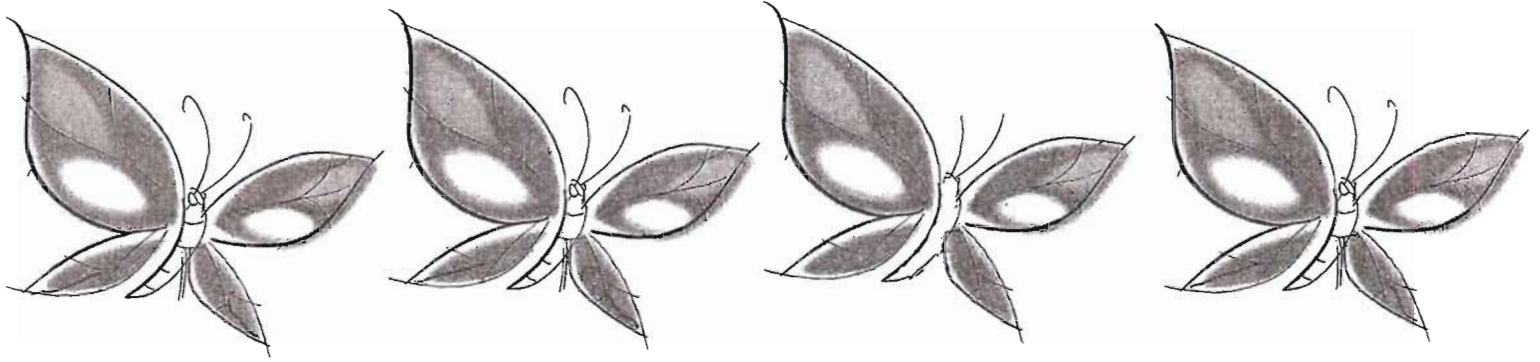


Similarities & Differences

©TeachWithMe.com

TeachWithMe.com

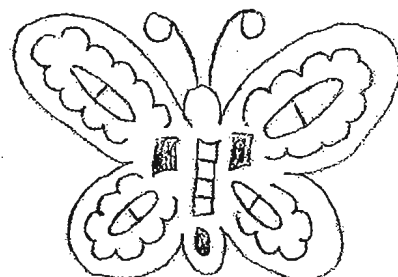

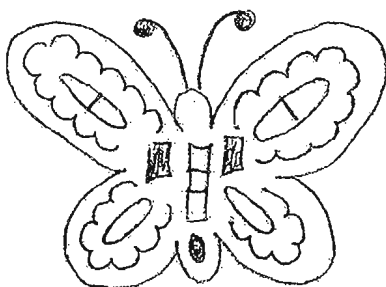





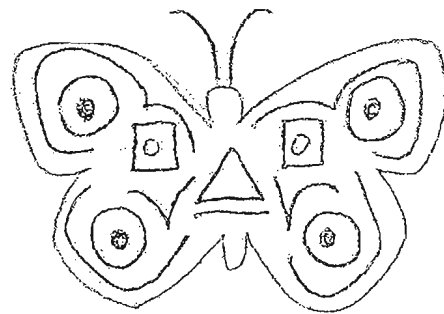

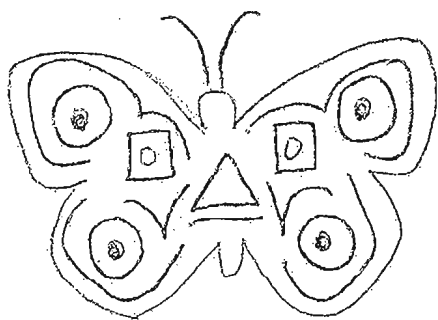
Find the spy, the one that is DIFFERENT, and put an X through it.







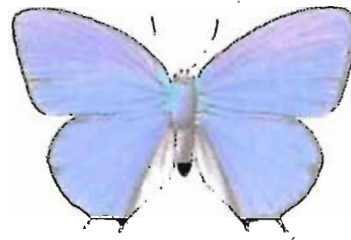
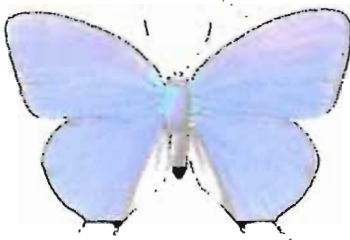
I Spy A Spy!

Seeing Similarities & Differences


In each row there is a "spy" butterfly. Zap him with the letter X.



Butterfly Sort



Butterflies come in all different sizes.
Cut, sort and glue them to the correct small, medium & large
boxes.



small

medium

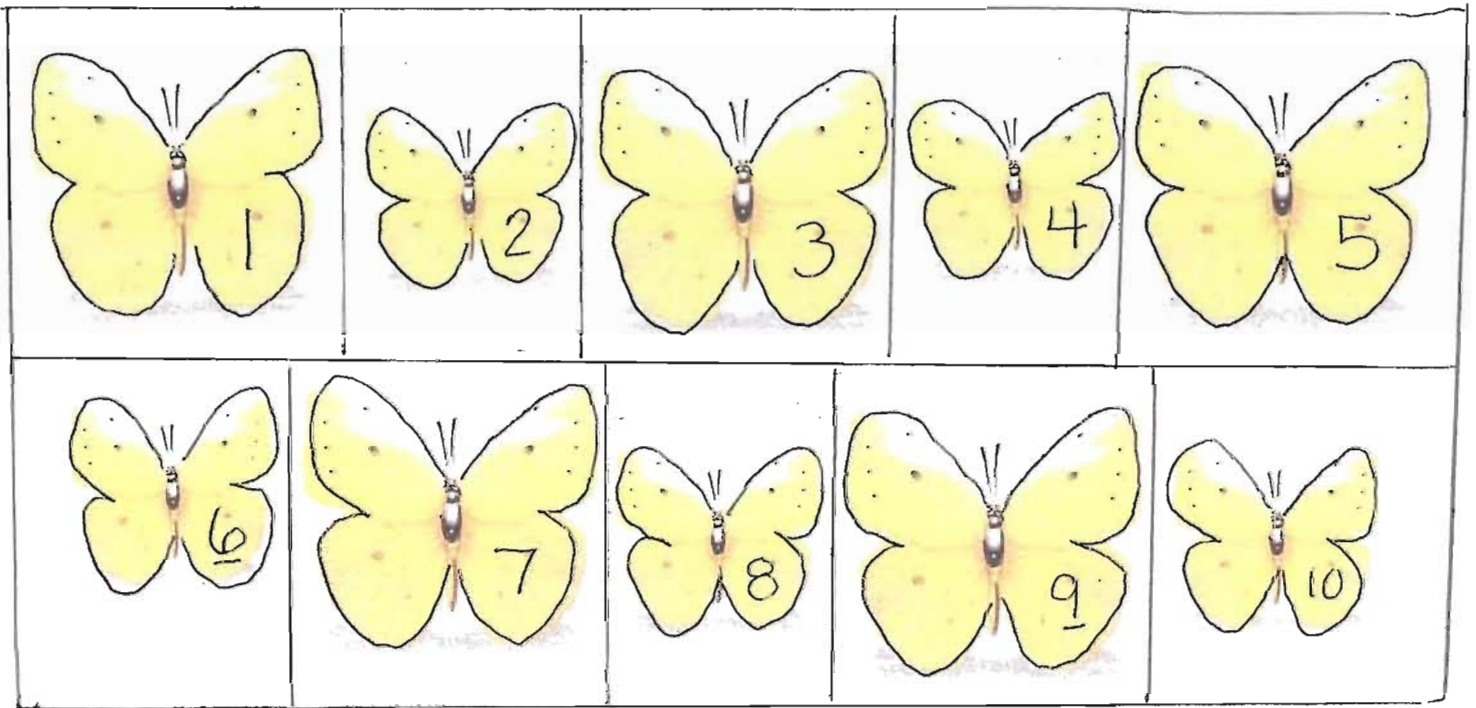
large

Sorting

Here are some things you can do with these butterflies.

Your teacher will tell you what she wants you to do with your butterflies.

- ❖ **CUT** out the butterflies below and sort them into **small** and **large** piles.
- ❖ Sequence the numbers. Put them in order from 1-10
- ❖ Put all the **EVEN** numbers in one pile.
- ❖ Put all the **ODD** numbers in another pile.
- ❖ **GLUE** your butterflies in a group of how your teacher wants you to glue them.



Sorting Sheet:

Small

Large

Sorting Sheet:


Odd

Even

Sorting Sheet:

Objects Sequenced In Order

1 2 3 4 5 6 7 8 9 10




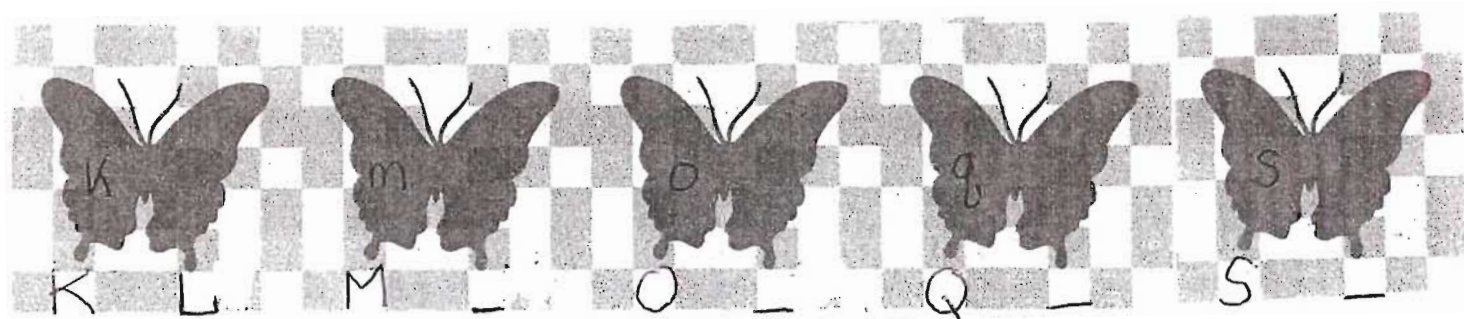



Put the correct number of TALLY marks next to the number.



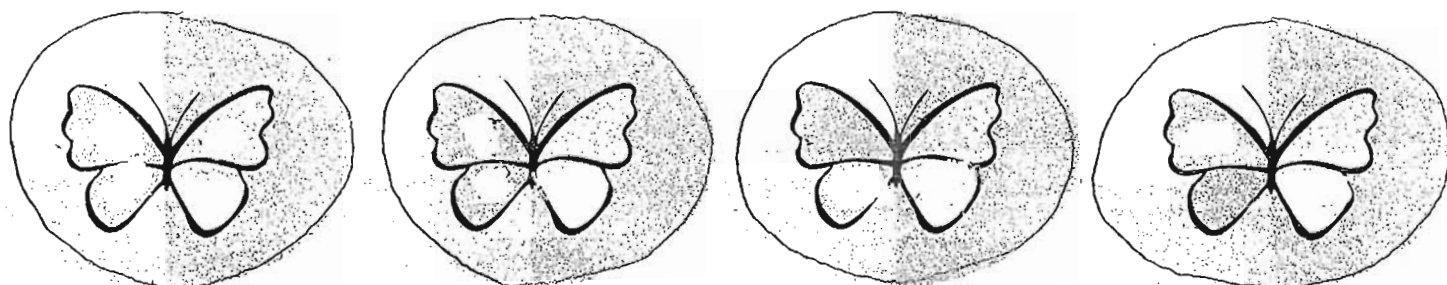

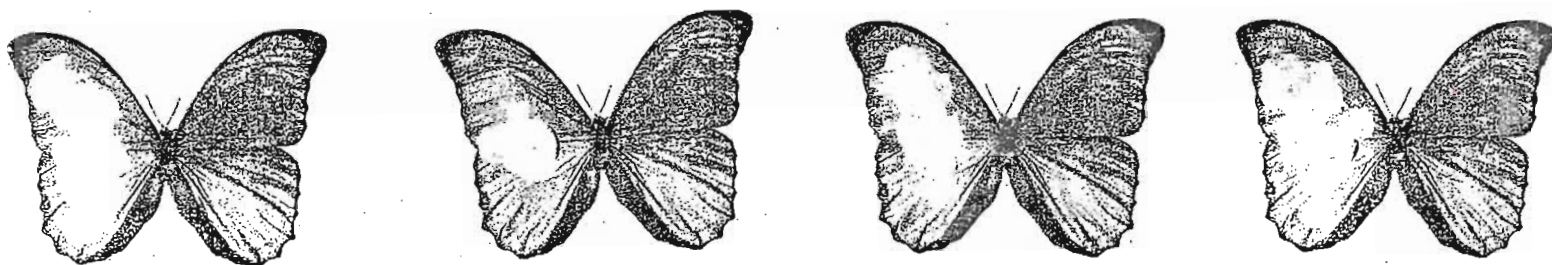
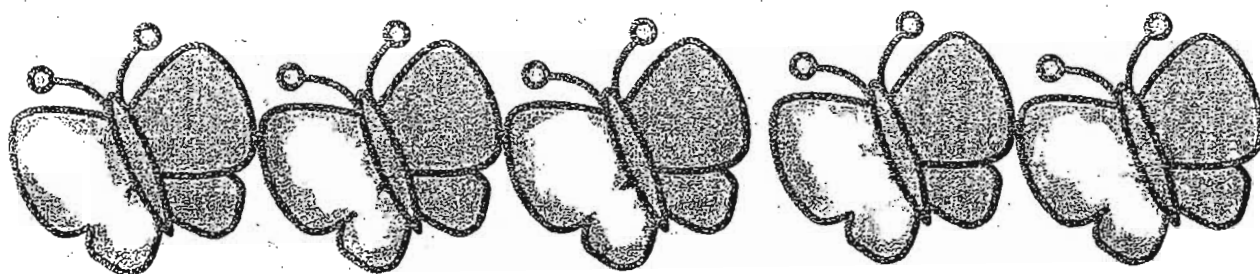

Stamp a group/set of

_____.


Fill in the missing link!





Fill in the missing link!



Fluttering by 1's




1		3		5
	7		9	
11			14	
16			19	
21				25




Counting fill in the missing numbers.
In the bottom box write the number
that comes after the last number you wrote.

Fluttering by 2-by-2.




2		6		10
	14		18	
22		26		30
	34		38	
42		46	48	

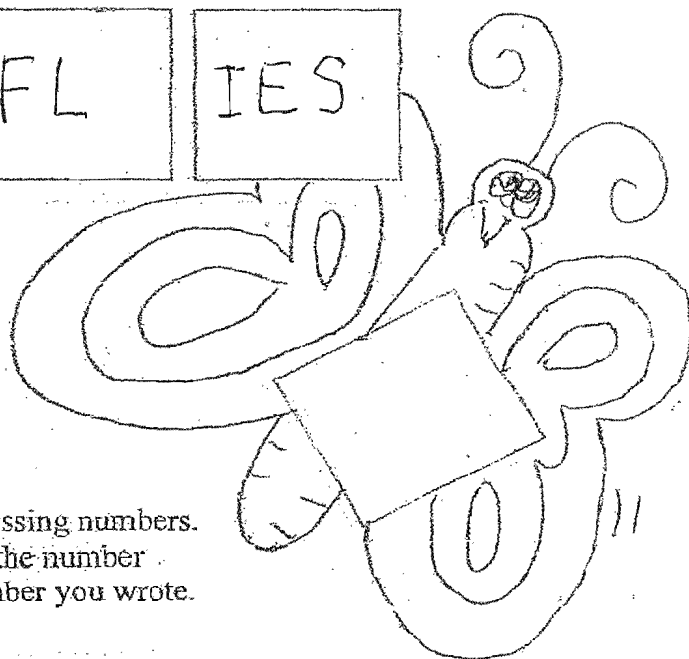



Counting by 2's fill in the missing numbers.
In the bottom box write the number
that comes after the last number you wrote.


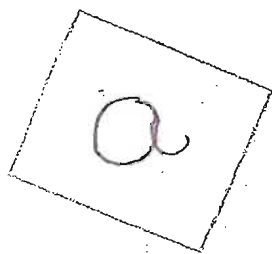
Fluttering by 5's




5		15		25
	35		45	
55		65		75
	85		95	
BU	TT	ER	FL	IES



Counting by 2's fill in the missing numbers.
In the bottom box write the number
that comes after the last number you wrote.




b		d	e	
g			j	
	m			p
q		s		
	w		y	




WRITE the missing letter in the appropriate box.

TRACE all of the letters with a yellow high lighter.

Count the letters that were missing. Write that number in the bottom box.






B		D	E	
G	H		J	K
	M			P
Q		S	T	
	W		Y	




WRITE the missing capital letter in the appropriate box.
TRACE all of the letters with a yellow high lighter.
Count the letters that were missing. Write that number in the bottom box.

Fluttering by






Counting fill in the missing numbers.
In the bottom box write the number
that comes after the last number you wrote.




Get the man to the end of the maze.
There is more than 1 way. How many can you find?




MAZE CRAZE


Start






FINISH




Pencil Toppers



Pencil Toppers



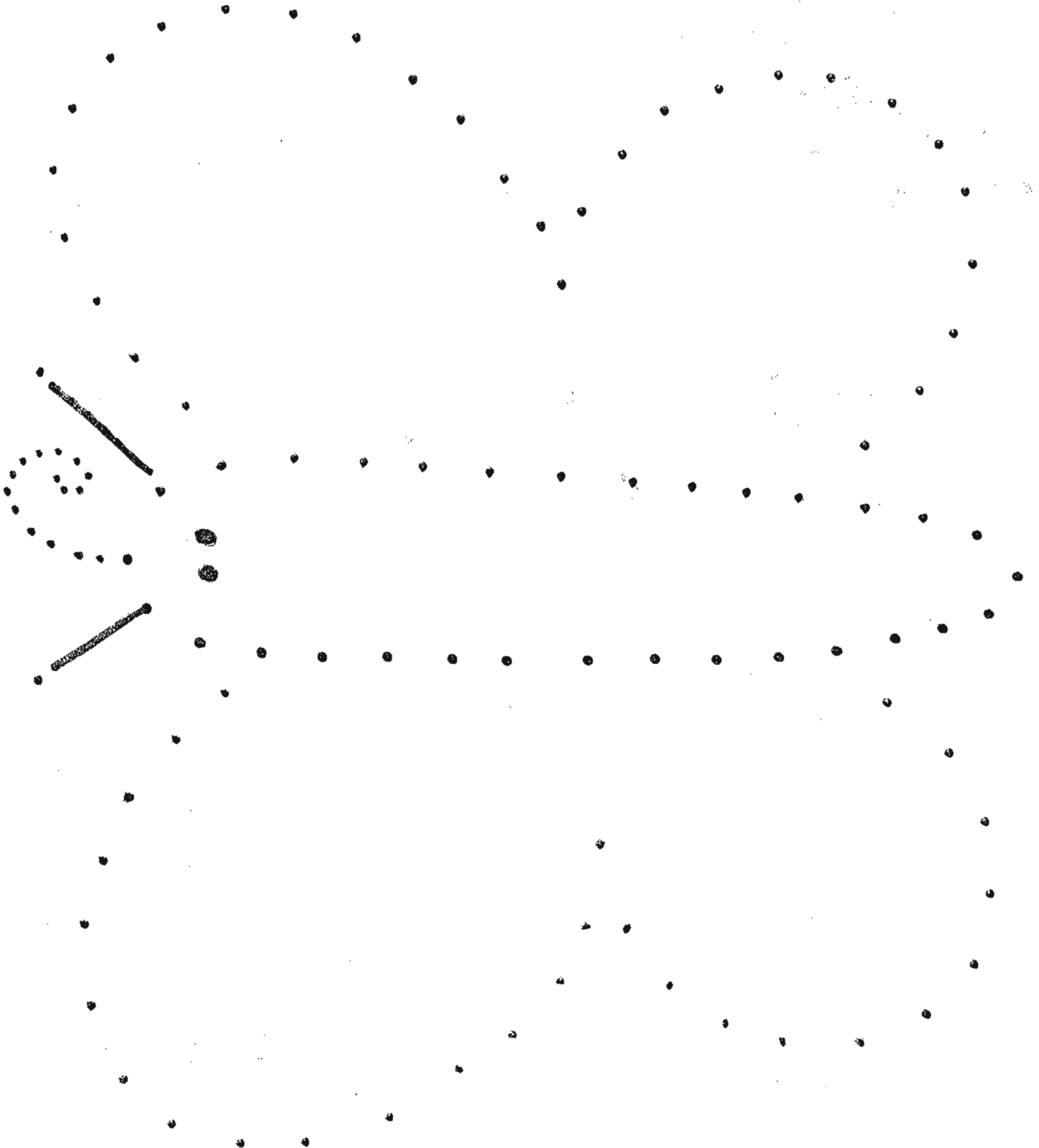
PINCH & POKE



Pinch & Poke Butterfly!

Ask me to show you where the butterfly's PROBOSCIS is!

Ask me to tell you what a proboscis is.



Match the number to the word.

Use a DIFFERENT color for each one.

1

two



2

five



3

four



4

three



5

one



Match the number to the word.

Use a DIFFERENT color for each one.



6

nine



7

eight



8

seven





9

ten

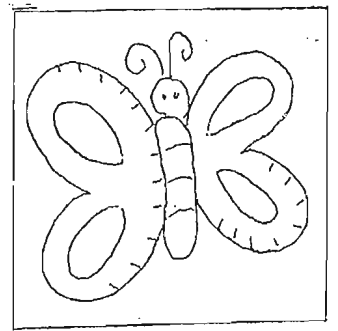
10

six






MY BUTTERFLY
LIFE CYCLE
REBUS READER




©TeachWithMe.com

2

The

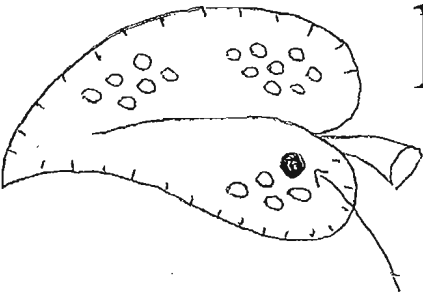


lays


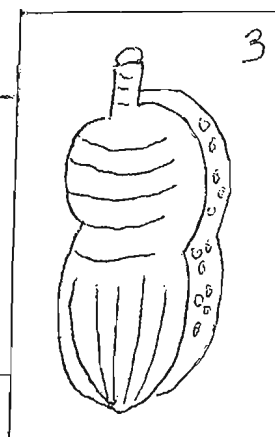
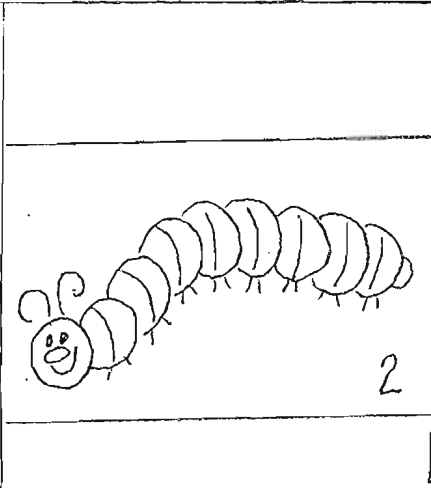
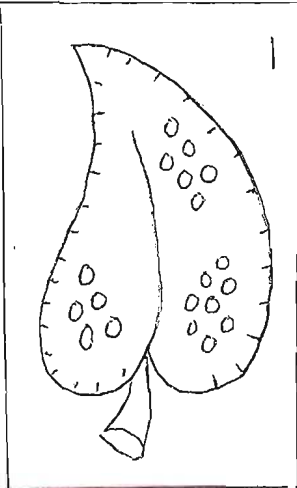
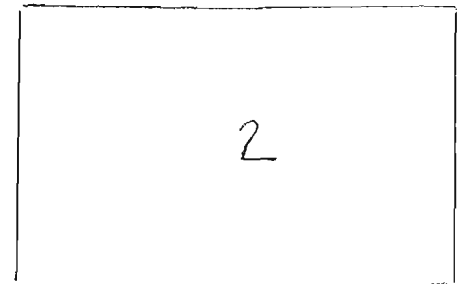


3

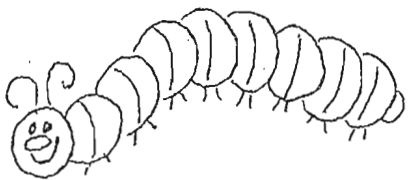
The



hatches into a



The



spins a

3

4

METAMORPHOSIS!

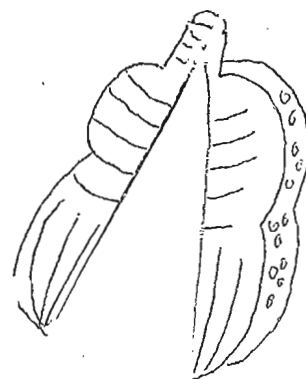
5

metamorphosis

The

4




comes out of the



6




Directions:

- ❖ COLOR the pictures.
- ❖ CUT off the bottom of the 1st page and cut out the pieces.
- ❖ GLUE the numbered sections to their matching spaces.
- ❖ CUT the pages apart and put them in numerical order.
- ❖ TRACE the word metamorphosis on page 5.
- ❖ STAPEL your booklet.
- ❖ WRITE your name under the title on page 1.
- ❖ READ your book together as a group.
- ❖ Take it home to read and share.



SNIP & CUT


TeachWithMe.com



SNIP & CUT

TeachWithMe.com

SNIP & CUT



SNIP & CUT





1

1

—

one

2

2

—

two

3

3

—

three

4

4

—

four

5

5


—

five



Number Fun!





6

6

six

7

7

seven

8

8

eight

9


9

nine

10

10


ten



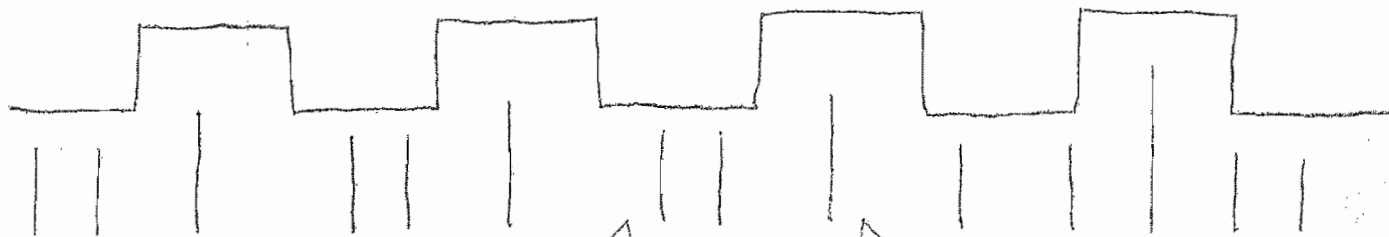
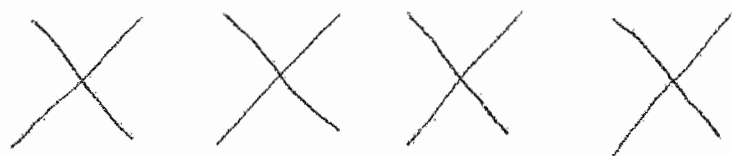
Number Fun!




Pre-Writing Practice

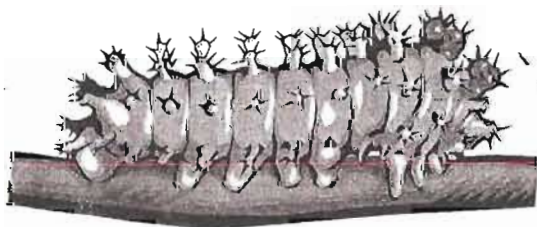

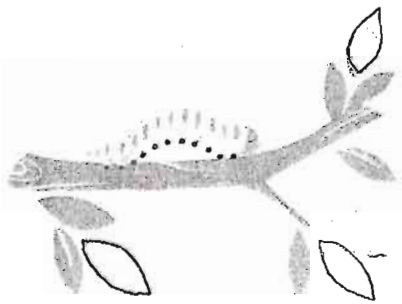
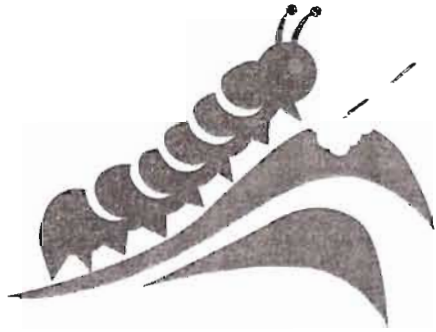


TRACE each line with a DIFFERENT color.







TRACE each line using a DIFFERENT color.




Cc




Caterpillar




LOOK HOW WELL I
WRITE MY NAME!



LOOK HOW WELL I
WRITE MY NAME!





TRACE and WRITE the spatial direction words.

above _____

beside _____

left _____

right _____

on _____

under _____

between _____

behind _____

April Word Find

April	rain
clouds	rainbows
condensation	recycle
daffodils	reduce
evaporation	reuse
garbage	shower
lightning	spring
mud	thunder
precipitation	tulips
puddles	water cycle

alcondaffcloudscondafevgarlighrAprilevagarmupudrairecred
 condensationevapprecithunApshowsprthuntuliwatcyspredreus
 rainbshowraimudpredaffodilsevapgarliningmuprecipuddlranre
 evapprecipgarmuevaporationgarbageliprecrelisogjalzorjgliztw
 mudvagarmupudrairecrejgjbunebmbuhgnamddibjdianedanlhin
 ldickbnrkjasstekeldamajerigablighningohcimykdlsgildnelaigln
 dkidngklwiehdgnlcneidhgosksklglgnncioggielacbprecipitation
 jgugoieodpuddlesjgutyhegdfvcbxcdsewaqszxcdftrggkjiulomlp
 kdjrainnbhjguiyjhgrfdecsbvhnjkiollpkmjnhugytfrghgfdcxsw
 whgytuthjfnbvvgcfdrswsqrainbowsridkdkdlrecyclejguithbvmd
 dfghytrreducereusejgkuityghjfbnvvggtcredscxfredasqwraimnd
 skslgieshosskdidkglgvshowermkjihuyghtfgfvexdseawqzxs dew
 rfgtyukihjhuyghbnvgfterfdcslmkjiuspringjutulthundielidgxhlil
 theighthuthumthundernbhjguityhgfredwsqazxcdftrghujyhkiljm
 nbjhyuthgfbnvhfjtithloyjnbghftuldwptulipsnhgjueijdkixtulci
 shfurhtwa eejtwwatercyclenbjuiyuthygttrfsdsewfwufjgnbkgitk



April Word Find

April
clouds
condensation
daffodils
evaporation
garbage
lightning
mud
precipitation
puddles

rain
rainbows
recycle
reduce
reuse
shower
spring
thunder
tulips
water cycle

* Answer
Key


alcondaffcloudscondafevgarlighrAprilevagarmupudrairecred
condensationevapprecithunApshowsprthuntuliwatcyspredreus
rainbshowraimudpredaffodilsevapgarliningmuprecipuddranre
evapprecipgarmuevaporationgarbageliprecrelisogjalzorjgliztw
mudvagarmupudrairecrejgjbunebmbuhgnamddibjdianedanlhin
ldickbnrkjasstekeldamajerigablighningohcimykdlsgildnelaighn
dkidngklwiehdgncneidhgosksklglgnncioggielacbprecipitation
jgugoieodpuddlesjgutyhegdfvcbxcdsewaqsxzcdftrggkjiulomlp
kdjrainsbhjguiyjhgtrfdecsvhgnjkiollpkmjnhugytrfghgfdcxsw
whgytuthjfnbvgcfdrswsqrainbowsridkdkdrecyclejguithbvmd
dfghytrreducereusejgkuityghjfbnvggtcredscxfredasqwraimnd
skslgieshosskdidkglgvshowermkjihuyghtfgfvcxdseawqzxs dew
rfgyukihjhuyghbnvgfterfdcsImkjiuspringjutulthundielidgxhlil
theighthuthumthundernbhjguityhgfredwsqazxcdftrghujyhkiljm
nbjhgyuthgfbnvhfjtithloyjnbgfhtuldwptulipsnhgjeijdkixtulci
shfurhtwa eejtwwatercyclenbjuiyuthygttrfsdsewfwufjgnbkgitk






April Writing Prompts

1. There's a \$1000 prize for the best April fool's joke at school. Have at it. Then tell me what you'll do with the prize money.
2. You're kayaking in the Amazon and see a butterfly that's never been seen before. What does it look like? Your photograph gets published in *National Geographic* and you become famous! Tell me about it.
3. My children are the rainbows in my world. Who are some of your close friends that are the rainbows in your life and why?
4. If April showers bring May flowers, what do hurricanes and tornados bring?
5. Some people love lightening and thunder and stormy weather. Do you? Why or why not?
6. Tell me how you're like a butterfly; egg to caterpillar to chrysalis to butterfly.
7. I love to jump in puddles and walk in light misty rain. Do you? Tell me why and how you feel when you do it.
8. Let's go play in the mud; ooey gooey, gloppy-sloppy mud! Let's get down and get really-really dirty! Tell me all about how it feels, looks, smells and the consequences afterwards, if there are any! ☺
9. You're having a sleepover with 5 of your best friends. You're in the middle of a scary movie. It's storming and a lightening bolt hits a power line and knocks out the electricity. There's frantic pounding at the door and a scream outside...Who could that be? What do they want? Tell me what happens next.





Butterfly Punctuation Sentences

Put the correct punctuation (. ! ?) at the end of each sentence.

1. What comes out of the chrysalis
2. Yay I saw a Monarch
3. Some butterflies migrate
4. Wow Look at that caterpillar eat and eat
5. I can see the butterfly sipping nectar with her proboscis
6. Butterflies lay about 500 eggs
7. Metamorphosis takes place when the caterpillar turns into a butterfly
8. Do you want to go look for caterpillars with me
9. I like Painted Lady butterflies the best
10. What was your favorite science unit this year




April Punctuation

Fill in the correct punctuation with a (. ! ?)

1. April showers bring May flowers
2. Happy Easter
3. When is your spring break
4. We're going to Florida on vacation
5. Help I need a break
6. Are you going to dye Easter eggs
7. I like black jelly beans the best
8. Look Your mom's tulips are coming up
9. I love how everything smells so fresh outside
10. The pussy willows look so pretty

Butterfly Slider



Run
off

On A Variety of Colors

cut slits

Insert sliders

numbers

letters

shapes

Students color shapes
in rainbow-color order

@ Teach with me .com

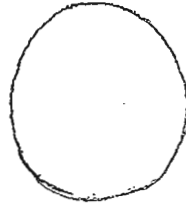
Triple Slider

0
1
2
3
4
5
6
7
8
9
10

A
B
C
D
E
F
G
H
I

J
K
L
M
N
O
P
Q
R
S
T

U
V
W
X
Y
Z



@teachwithme.com sliders

Cut Out Sliders. Insert Into Slider butterfly Slits.

Slits to review numbers, letters & shapes.

For the alphabet Slider Glue 2nd Strip "J" under "I" & 3rd strip "U" under "T". To Avoid accidentally pulling out Strips you can glue a longer strip of paper on the end & then simply fold the end tabs in to pull the strip out to change to another slider.

Materials:

- Construction paper
- Scissors
- Glue sticks (If you want to back with construction paper)


Directions:

Prep:

- Run off master.
- Pre-cut slider strips
- Pre-cut slits in slider shape


The next day...

1. Children CUT out their slider shape. (You can mount it on a complimentary colored sheet of construction paper for more durability.)
2. Students WRITE their name on the BACK of their slider shape.
3. Children insert slider strip from the back to the front. Teacher decides what slider students will be working on. (ABC, 123, Shapes)
4. As a whole group, we use the manipulative to review the information on the slider.
5. I encourage the children to do it again for their parents and include a note about the slider in my newsletter.
6. I ask parents to ask their child to share their slider with them. It helps reinforce lessons, builds self-esteem, and shows their child that they care about what they are learning in school.
7. Since we have a slider for each theme, they make a nice collection. My students love collecting them.
8. Sliders are a nice quick and easy art project that nails and reviews several report card standards in a fun way. It's a great fine motor skill as well.
9. After my students are done with their slider, they clean up their work station, leave their slider at the table and transition to a Tummy Tubby Time activity. When everyone is done, they get their slider and sit on our *Circle of Friends* carpet.
10. Depending on time, we insert 1 or 2 sliders and review the material as a whole group. I'll have them put the shortest shape slider strip in, take the other sliders back to their desk, and we'll review body parts (put your slider on your elbow, knee, wrist etc.), then we'll use it for spatial directions; (put your slider on, behind, above, beside you.) We'll finish up with the *Slider Pokey* and finally "Blast Off" counting from 10-0 and then go put our sliders in our backpacks. 😊



Body Part Identification

- ❖ Put the butterfly on your shoulder.
- ❖ Put the butterfly on your shin.
- ❖ Put the butterfly on your knee.
- ❖ Put the butterfly on your elbow.
- ❖ Put the butterfly on your leg.
- ❖ Put the butterfly on your wrist.
- ❖ Put the butterfly on your thigh.
- ❖ Put the butterfly on your forehead.
- ❖ Put the butterfly on your waist.
- ❖ Put the butterfly on your hip.
- ❖ Put the butterfly on your left hand.
- ❖ Put the butterfly on your right hand.
- ❖ Put the butterfly on your palm.
- ❖ Put the butterfly on your head.
- ❖ Put the butterfly on your heel.
- ❖ Put the butterfly on your toes.
- ❖ Put the butterfly on your foot.
- ❖ Put the butterfly on your back.
- ❖ Put the butterfly on your neck.
 - Turn around.
 - Sit down.
 - You're done.
 - Having fun?




Butterfly Pokey

Put your butterfly in
Take your butterfly out
Put your butterfly in
Now you shake it all about
You do the Butterfly Pokey and you turn your self around.
That's what it's all about.


You put your butterfly up.
You put your butterfly down.
Your put your butterfly up.
Now your twirl it all around.
You do the Butterfly Pokey and you turn your self around.
That's what it's all about.

You put your butterfly to the left.
You put your butterfly to the right.
You put your butterfly to the left.
Now you hide it out of sight.
You do the Butterfly Pokey and you turn your self around.
That's what it's all about.

You do the Butterfly Pokey.
You do the Butterfly Pokey.
You do the Butterfly Pokey.
Meta-Meta-
Metamorphosis!



CONGRATULATIONS!



is flying high doing spectacular work
during our **BUTTERFLY** studies!

Teacher:

Date:



April Books:



Butterflies:

My Books To Read:


1. Born To Be A Butterfly Wallace \$3.99
2. Butterfly, Canizares \$3.25
3. Butterfly Magic, Getzoff \$2.99
4. Butterfly Metamorphosis, (A Fold-out book) Twinn \$4.95
5. Butterflies, Shapiro \$3.99
6. Butterflies of the World (Fandex) Mikula \$9.95
7. Caterpillar Spring Butterfly Summer, Hood \$12.99
8. Caterpillar To Butterfly (Pop-up) Rodger \$4.95
9. Clara Caterpillar, Edwards \$5.95
10. Fluttery Butterflies, Lamut \$4.95
11. Good Night Sweet Butterflies, Gerth \$10.95
12. I'm A Caterpillar, Marzollo \$3.99
13. I'm A Little Caterpillar, (A pop-out puppet book). Weare \$5.95
14. In My Garden (Pop-up book) Gill Guile \$12.95
15. Just A School Project, Mayer \$3.29
16. More Bugs In Boxes (Pop-up) Carter \$13.95
17. My Jungle Pop Up Book (Has butterflies in it.) Guile \$14.99
18. Nature's Hidden World (A pop-up book) Selberg \$9.95
19. Our Friend Sam, Mayer \$3.95
20. Percival the Plain Little Caterpillar, Brawley \$14.95
21. The Case of the Missing Caterpillar: A First Look at the Life Cycle of a Butterfly, Godwin \$14.95
22. The Very Hungry Caterpillar, (Big Book) Carle \$14.95
23. Waiting For Wings, Ehlert \$15.95
24. Watch Me Grow: Butterflies, Magloff \$7.99
25. Where Is Caterpillar (Lamaze interactive soft book.) \$6.95

Children's Butterfly Books:

1. A Golden Guide To Insects (Includes lots of butterfly pages.), Zim & Cottam \$9.95
2. A Peek-A-Boo Caterpillar \$3.95
3. Angelina and the Butterfly, Holabird \$3.50
4. Becoming Butterflies, Rockwell \$5.95
5. Bugillions! (A wobble-eye book about counting) Reader's Digest \$7.99
6. Bug Safari. Barner \$5.95



7. Bumble's Sweet Surprise \$5.95
8. Butterflies! Freeman \$4.25
9. Butterflies, Jeunesse \$4.99
10. Butterflies, Neye \$3.99
11. Butterflies Coloring book, Sovak
12. Butterflies in the Garden Lerner \$5.95
13. Butterfly Express: A Book About Life Cycles, Moncure \$5.95
14. Butterfly House, Bunting \$5.99
15. Butterfly Magic, Getzoff \$2.95
16. Fluttery Butterflies, Lamut \$4.95
17. From Caterpillar To Butterfly, Heiligman \$5.95
18. I Wish I Were A Butterfly, Howe \$5.95
19. I Wonder Why... Butterflies Flutter, O'Neil \$4.95
20. Little Kippers Butterfly, Inkpen \$4.95
21. Magnificent Monarch, Glaser \$7.95
22. Millions of Monarchs, Roop \$3.99
23. Monarch Butterfly, Gibbons \$6.95
24. Monarchs, Lasky \$8.95
25. Strawberry Shortcake and the Butterfly Garden, Curry \$3.99
26. Squiggly Wiggly's Surprise (A finger-puppet book) Shapiro \$5.95
27. Ten Loopy Caterpillars, Cowley \$2.95
28. The Big Butterfly Book, Wayne \$2.95
29. The Butterfly Alphabet, Sandved \$5.99
30. The Butterfly Counting Book Pallotta \$5.49
31. The Lamb and the Butterfly, Sundgaard \$5.95
32. The Very Hungry Caterpillar, Carle \$6.95
33. What Can Pinky See? (A lift-the-flap book) \$5.99
34. Zoobooks: Butterflies \$2.50



*This is
only a partial
listing as
I have added
to this*



*my Grandson Jeremiah,
even as a newborn,
loved to read*

Wonderful Butterfly WEBSITES!

1. <http://www.smm.org/sln/monarchs/story/story2.html>

Mariposa Monarca A visit to the Monarch Sanctuaries in Mexico. This is a beautifully Pictorially illustrated story.

2. <http://www.smm.org/sln/monarchs/jenna/jenna.html>

This is a good example of a child's ability to make a website and post their work on it. Jenna did just that. This is a short story of the lifecycle of a butterfly.

3. <http://butterflywebsite.com/atlas/index.cfm>

Great inspirational stories, articles, how to create a butterfly habitat, how to attract butterflies to your garden, free clipart, photo gallery, lesson plans etc.

4. <http://www.butterfliesandmoths.org/>

Students can click on their state and then county and find out what butterflies and moths are found in their area! They have a superb Image Gallery. You can click on a thumbnail and it will give you a bigger photograph plus information on that butterfly. You can also search for a specific species.

5. <http://butterflywebsite.com>

Great as a teacher and student source.

6. http://www.naturalsciences.org/funstuff/notebook/inverts/butterfly_chrysalis.html

This is a good site for more great pictures of a chrysalis. It's the Museum of Natural Sciences web page. They also have a Nature Notebook that's a guide to the animals, plants and other natural phenomena of the Southeast. New nature profiles are posted every month.

7. <http://adver-net.com/Monemerg.html>

Shows a monarch chrysalis from start to emergence.

8. <http://en.wikipedia.org/wiki/Pupa>

Wikipedia is a free encyclopedia on the net. This site will give you some awesome pictures of a chrysalis. One of the bits of trivia I liked was that the term chrysalis is derived from the metallic gold-coloration found in the pupae of many butterflies and is referred to by the Greek term chrysos for gold. They have a picture of 3 metallic golden chrysalises hanging from a branch that is quite awesome. The other encyclopedia websites and software have great informational facts about butterflies and caterpillars as well.

<http://www.monarchbutterflyusa.com/Chrysalis.htm>

9. Shows fantastic pictures of a monarch chrysalis. Even ones of it emerging! Click on these buttons to see other fantastic photographs with great information.

10. <http://www.teachers.asn.au/jmresources/butlifecycle/Activity5green.PDF>
pictures of different butterfly eggs. Activity sheet to compare and contrast them.

11. <http://www.butterflyfarm.co.cr/ed/index.htm>

Awesome site not only tells about butterfly farming but has a great photo gallery as well. Their "Fast Facts" "A Student's Guide To Butterflies" and "Common Questions & Answer" sections are outstanding and a great place for older students to find information for their reports. They also have an extensive glossary of terms.

12. http://www.kindermagic.com/backyard_bugs.html

Great video sample of the monarch butterfly coming out of its chrysalis and a caterpillar hatching out of its egg and eating a milkweed leaf.

13. <http://butterflywebsite.com/> great inspirational stories.

14. <http://www.thebutterflysite.com/butterfly-coloring-pages.shtml> Cool coloring pages to print off, butterfly word search.

15. <http://www.geocities.com/wyllz/id177.htm> Absolutely wonderful pictures of all stages of a monarch butterfly life cycle by William Zittrich. Over 20 pictures of eggs, caterpillars, chrysalis, adults emerging and adult monarchs.

16. <http://www.richard-seaman.com/Wallpaper/Nature/Butterflies/index.html> This ever growing page contains large photographs of butterflies from around the world which can be set as wallpaper on your computer. 24 to choose from!

17. <http://www.butterfliesandmoths.org> The US Geological Survey's Northern Prairie Science Center provides a clickable map showing the distribution of butterfly species in the US. Simply choose your county in the box and click on it. A list of all the butterfly species in your area will open up. Besides the map search this site also includes a species search, and a great image gallery.

18. <http://bsi.montana.edu/web/kidsbutterfly/>

Awesome site for children and teachers! Includes a photograph gallery, video clips, most asked questions, life cycle coloring pages and a translation in several languages including Spanish.

19. <http://www.gardens.si.edu/horticulture/gardens/nmnh/butterfly.html>

An interactive butterfly garden site.

20. <http://www.entomon.net/largest-smallest-butterfly-moth.htm>

Shows information and pictures of the largest and smallest butterflies/moths. Also includes a list of questions that you can click on and find the answer. i.e., Can butterflies fly great distances? What is a cocoon? What is the difference between butterflies and moths? What is the heaviest insect? Can a real butterfly glow? Etc. Great for reports and info collecting.

21. <http://www.enchantedlearning.com/subjects/butterfly/activities/findit/index.shtml>

Enchanted Learning is a great site for lots of different subjects. They have things listed according to age levels from pre-school on up. One of the nicest things about their site is that you can expedite things by typing in the subject you want help with. When I typed in butterflies 249 matches were found. You can view them 5 at a time. They have many free lessons and ideas + a lot more if you support their site with a reasonable \$20 a year.

They have a great glossary where you can click on an underlined word and find out more about it.

Their "Find It With Zoom Butterflies" are print-outs that introduce young students to research on the Internet. Students use Zoom Butterflies to look up the answers to a set of questions. They have 3 sets of 10 questions for you to print out and give to your students, as well as answer pages for you. These are geared 2-3 and 4-6th. I found them helpful for relating facts to my younger students or give me answers to questions they have.

www.enchantedlearning.com/subjects/butterfly

Wonderful comprehensive information, colorful diagrams, an illustrated butterfly glossary, plus lots of monarch butterfly craft activities for children: mobiles, puppets, cards, and a coloring book.

22. <http://www.learningpage.com>

Chock full of all sorts of activities

23. http://www.geocities.com/cu_redhead/index2.html

Kinderkids is a great site for pre-K-K. Some very cute insect information.

24. <http://www.harkphoto.com/menu.html> Bill's awesome website for great pictures he takes of butterflies, moths, and caterpillars.

25. billybear4kids.com

An outstanding site for children and teachers. One of my favorites!

Here you can download a butterfly font, make butterfly flash cards (perfect for a Memory-Match game.) Students can play interactive games like dropping and dragging a variety of butterfly puzzles, or playing tic tac toe. My students get a trip to the treasure box if they play a game, print it off and bring it in to share. Students can also make stationery, send an e-mail butterfly postcard, watch an MPG movie, as well as do several crafts.

26. <http://www.monarchlab.umn.edu/> A great Monarch lab website. Here you can learn about the University of Minnesota *Monarch Lab*, the *Monarchs in the Classroom* program, plus find lots of information about the Monarch Butterfly. They also feature "[Ask the Expert](#)" Type in your question and get an email response from one of their experts. You can also read what others have asked and see their answers.

27. http://www.fieldmuseum.org/exhibits/exhibit_sites/butterfly/bvsm_basic.htm

Great information about the differences between butterflies and moths.

They also have a button to click on for butterfly collections that have super pictures of a variety of butterflies, as well as a button to click for information on habitats.

28. <http://adver-net.com/Monemerg.html>

Has beautiful photographs of the emergence of a Monarch from its chrysalis

1997 © Dale A. McClung

29. http://www.clemsonews.clemson.edu/WWW_releases/1998

If you get tagged by a predator or don't find enough food to eat, you die. Those are the rules in the "Migration Game," a teaching program that follows the life of the monarch butterfly. The Migration Game is part of the South Carolina Butterfly Project coordinated by Clemson University entomology professor Joseph D. Culin.s


30. <http://www.monarchbutterflyusa.com/Chrysalis.htm>

Great photographs of a chrysalis in it's transparent stage. Great shots of the Monarch emerging.

31. www.dltk-kids.com/crafts/miscellaneous/fingerprint_butterflies.htm


This is a great site for a kinds of information and cute craft ideas. Find instructions to make fingerprint butterflies and a butterfly mask.





April Books:

My Books To Read:



Butterflies:

1. Born To Be A Butterfly Wallace \$3.99
2. Butterfly, Canizares \$3.25
3. Butterfly Magic, Getzoff \$2.99
4. Butterfly Metamorphosis, (A Fold-out book) Twinn \$4.95
5. Butterflies, Shapiro \$3.99
6. Butterflies of the World (Fandex) Mikula \$9.95
7. Caterpillar Spring Butterfly Summer, Hood \$12.99
8. Caterpillar To Butterfly (Pop-up) Rodger \$4.95
9. Clara Caterpillar, Edwards \$5.95
10. Fluttery Butterflies, Lamut \$4.95
11. Good Night Sweet Butterflies, Gerth \$10.95
12. I'm A Caterpillar, Marzollo \$3.99
13. I'm A Little Caterpillar, (A pop-out puppet book). Weare \$5.95
14. In My Garden (Pop-up book) Gill Guile \$12.95
15. Just A School Project, Mayer \$3.29
16. More Bugs In Boxes (Pop-up) Carter \$13.95
17. My Jungle Pop Up Book (Has butterflies in it.) Guille \$14.99
18. Nature's Hidden World (A pop-up book) Selberg \$9.95
19. Our Friend Sam, Mayer \$3.95
20. Percival the Plain Little Caterpillar, Brawley \$14.95
21. Ten Wiggly, Wiggly Caterpillars, Tarbett \$9.95
22. The Case of the Missing Caterpillar: A First Look at the Life Cycle of a Butterfly, Godwin \$14.95
23. The Very Hungry Caterpillar, (Big Book) Carle \$14.95
24. Waiting For Wings, Ehlert \$15.95
25. Watch Me Grow: Butterflies, Magloff \$7.99

26. Where Is Caterpillar (Lamaze interactive soft book.) \$6.95



Children's Butterfly Books:

1. A Golden Guide To Insects (Includes lots of butterfly pages.), Zim & Cottam \$9.95
2. A Peek-A-Boo Caterpillar \$3.95
3. Angelina and the Butterfly, Holabird \$3.50
4. Becoming Butterflies, Rockwell \$5.95
5. Bugillions! (A wobble-eye book about counting) Reader's Digest \$7.99
6. Bug Safari, Barner \$5.95
7. Bumble's Sweet Surprise \$5.95
8. Butterflies! Freeman \$4.25
9. Butterflies, Jeunesse \$4.99
10. Butterflies, Neye \$3.99
11. Butterflies and Moths, Hirschmann \$3.99
12. Butterflies Coloring book, Sovak
13. Butterflies in the Garden Lerner \$5.95
14. Butterfly Express: A Book About Life Cycles, Moncure \$5.95
15. Butterfly House, Bunting \$5.99
16. Butterfly Magic, Getzoff \$2.95
17. Fluttery Butterflies, Lamut \$4.95
18. From Caterpillar To Butterfly, Heiligman \$5.95
19. I Wish I Were A Butterfly, Howe \$5.95
20. I Wonder Why...Butterflies Flutter, O'Neil \$4.95
21. Little Kippers Butterfly, Inkpen \$4.95
22. Magnificent Monarch, Glaser \$7.95
23. Millions of Monarchs, Roop \$3.99
24. Monarch Butterfly, Gibbons \$6.95
25. Monarchs, Lasky \$8.95
26. Strawberry Shortcake and the Butterfly Garden, Curry \$3.99
27. Squiggly Wiggly's Surprise (A finger-puppet book) Shapiro \$5.95
28. Ten Loopy Caterpillars, Cowley \$2.95
29. The Big Butterfly Book, Whayne \$2.95
30. The Butterfly Alphabet, Sandved \$5.99
31. The Butterfly Counting Book Pallotta \$5.49
32. The Lamb and the Butterfly, Sundgaard \$5.95
33. The Very Hungry Caterpillar, Carle \$6.95
34. What Can Pinky See? (A lift-the-flap book) \$5.99
35. Zoobooks: Butterflies \$2.50

My Books To Read:

Robins / Birds

1. Birds' Nests, Obolensky \$3.99
2. If You Were A Bird, Calder \$7.95
3. Now I Know Birds, Kuchalla \$2.95
4. The New Nest, Iversen \$2.95
5. What Makes Music? (Ribbon and musical sound chip) Schwartz \$10.75
6. Wings (A pop-up book of things that fly) Bantock \$14.95

Clouds:

1. A Cloudy Day, Nelson \$2.95
2. clouds, Baauer \$3.99
3. Clouds (Big Book), Cutting \$14.95
4. It Looked Like Spilt Milk
5. Little Cloud, Carle \$9.95
6. Little Cloud, (Board Book) Carle \$6.99

Recycling:

1. The Earth and I, Asch \$5.95

Spring-Seasons:

1. Berenstain Bears' Four Seasons, Berenstain \$3.99
2. Changing Seasons Graydanus \$2.95
3. Colors Of Spring, Moore \$3.95
4. It's Spring! Chanko \$3.99
5. My World Of Color, Krupinski \$5.95
6. Splish Splash Spring, Carr \$4.95
7. Spring Changes, Senisi, \$3.25
8. Spring Is Here! Packard \$3.99
9. There was a Bold Lady Who Wanted A Star, Harper \$4.95
10. When The Earth Wakes, Rucki \$5.95

Rain / Puddles / Ducks / Mud:

1. A Rainy Day, Nelson \$3.95
2. Come On, Rain! Hesse \$3.95
3. Diary Of A Worm, Doreen Cronin \$5.95
4. Down comes The Rain, Branley \$4.95
5. Five Little Ducks (Big Book) Ives \$14.95
6. Franklin and the Thunderstorm (Sound book) \$6.95
7. Home Sweet Home, Marzollo \$5.95
8. I Hate My Bow! Wilhelm \$3.99
9. Just A Rainy Day, Mayer \$2.95
10. Keep A Poem in Your Pocket (Big Book) \$14.95
11. Little White Duck

12. Little Quack, Thompson \$5.95
13. Mud! Lewison 3.99
14. Mud Soup, Head \$3.99
15. National Geographic Lightning, \$3.95
16. Pig Gets Stuck, Amery \$2.95
17. Puddles, London \$5.99
18. Quack & count, Baker \$6.00
19. Rabbits & Raindrops, Arnosky \$2.99
20. Rain! Stojic \$4.95
21. Rain, Marion Dane Bauer \$3.99
22. Rain Rain Everywhere, Storm \$5.95
23. Ruby In Her Own Time, Emmett \$4.95
24. Splish-Splashy Day, Henson \$3.25
25. Spring Rain (Big Book) \$14.95
26. [The sun's] Light & Shadow (Big Book) \$14.95
27. This Is The Rain, Schaefer \$4.25
28. This Little Piggy, Manning \$7.95
29. Thunder Cake, Polacco, \$5.95
30. Thunder & Lightning, Pfeffer \$3.99
31. Umbrella Parade, Feczko \$2.95
32. Water, Blevins \$3.95
33. We Are A Rainbow, (Big Book), Tabor \$14.95
34. Weather, Getzoff \$2.95
35. Weather: My First Learning Series \$3.99
36. What Kind Of Weather? Cerbus \$2.49
37. What Makes The Weather, Palazzo \$3.50

Bunny / Easter Books

1. A Tale Of Tails, MacPherson \$12.95
2. Bunny Day, \$3.99
3. Easter Egg Hunt (A Pop-Up Book) Westcott \$5.99
4. Peter Rabbit Storybook Play Set \$14.99
5. The Night Before Easter, Wing \$3.49
6. What Makes the Seasons? Cash \$3.99
7. Which Way Ben Bunny? (Lift-the-flap book) \$7.95

Rainbow Fish Books:

1. Rainbow Fish (Big Book), Pfister \$14.95
2. A Fishy story, Pfister \$3.50
3. Hidden Treasures, Pfister \$3.50
4. Lost At Sea, Pfister, \$3.50
5. Rainbow Fish: Puffer Cries Shark, Pfister \$3.99
6. Rainbow Fish and the Big Blue Whale, Pfister \$18.95
7. Rainbow Fish: Sticker Storybook, Pfister \$6.95 (2 copies)
8. The Copycat Fish, Pfister, \$3.50