

How Many Days Are Left In The Month?

- I have a paper chain in my room that serves many purposes.
- It has an ABAB or an ABC color pattern to it so that I can teach patterning to my students.
- Knowing their colors is also a report card standard. I raise the bar and teach them their colors in Spanish and Sign Language as well and the paper chain is a nice way to review all of that.
- We also count by 1's and by 10's to 100 on the paper chain.
- It's a great decoration and a nice fine motor skill for the children when they make it.
- The initial purpose of it though, was to help the children realize how many days they had left in a month of school and answer the proverbial questions of "how many more days 'til the fieldtrip, the day we get to wear our costumes, the day we pass out valentines, my birthday?" etc.
- Children have little or no concept of time, and even tho' we are teaching them the days of the week and how many are in it, and the seasons, and the names of the months, time elapsing is still elusive.
- The paper chain getting shorter **visually shows them** that the month they're in, is almost over and the new month and perhaps the new season, will soon be here!
- It's also a great way to do subtraction. When I tear off a paper chain I say those vocabulary building words: "Take away, minus, subtract." And...
- "Is our chain getting longer or shorter?" Is the amount of chains greater or less than it was yesterday?"
- I link the chains to a black chalk board that I've made out of construction paper.
- I have a scratchy Velcro dot on the corner of it that I change with laminated seasonal pieces.
- You can keep it simple and only change once a month, or you can change for each theme that you do.
- I like to change my board each week to fit the theme I'm doing.
- Simply print the pieces in color, laminate them, put on the soft Velcro dots, hang the board from the ceiling, hole punch a hole and make a loop with yarn for your paper chain and you're in business.
- I put my students' group picture on the other side of the black board.
- I put stickers on any of the chain links that are special days. Like picture day, fieldtrip day, party day etc.

O ← hole punch

Brown Construction Paper

Black Construction Paper

Laminate

Scratchy
Velcro Dot

How many days
do we have left
this month?


Glue
to
Black
Board

Welcome to our class!



← Glue
to other
side with
your
class photo.

Change Velcro Dot each month
or for each theme 😊

How many days
do we have left
this month?














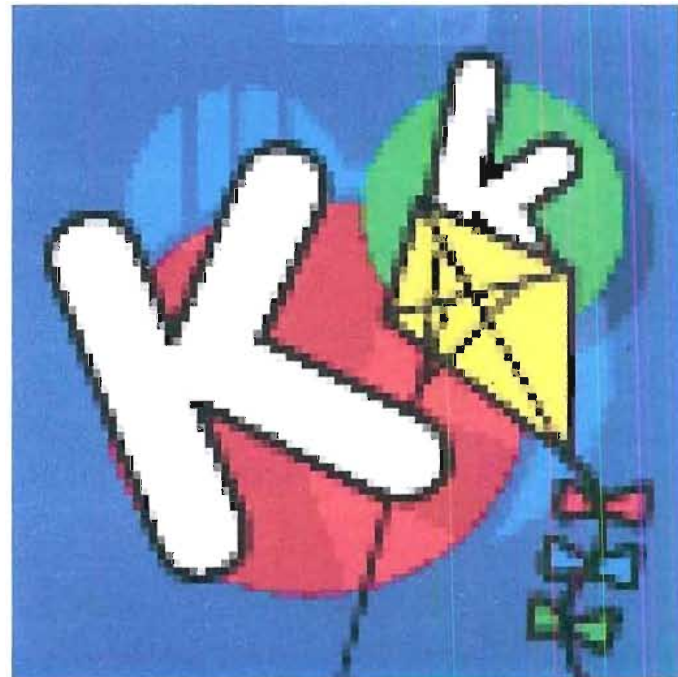



















make It

3-D

by stapling
the wings
on top &
Folding
them
up!

