

So happy you're back! TRACE the sentences. Choose two color crayons or highlighters and make an ABAB pattern of the sentences!

Welcome back to school.

Welcome back to school.

Welcome back to school.

Welcome back to school.

Welcome back to school.

Welcome back to school.

Welcome back to school.

Welcome back to school.

Welcome back to school.

Welcome back to school.

Welcome back to school.

Welcome back to school.

So happy you're ! TRACE the sentences. Choose two color crayons or highlighters and make an ABAB pattern of the sentences!

Welcome to school.

Welcome to school.

Welcome to school.

Welcome to school.


Welcome to school.

Welcome to school.


Welcome to school.

Welcome to school.

Welcome to school.



Please
line
up!



Please
line
up!

Run off on
Construction
Paper,
Laminate, Cut out
foot, Hot glue to
a paint stick &
hold in the air.
Post the other one on
the wall or use contact paper & put on
the floor.



Getting To Know Your Child

Name: _____

What **they** like to be called / nickname: _____

Favorite Color: _____

Favorite things they like to do:

Sports they are in or like: _____

Pets: _____

Siblings: _____


Do you have a computer? _____

If yes, does your child know how to use it? _____

Concerns I have about my child starting school: _____

Anything else you think I should know? (Recent deaths in the family, divorce, illnesses etc.)





Emergency Contact Information

Child's Name: _____

Address: _____

Home Phone: _____

Mother's Name: _____

Cell Phone: _____

Place of work: _____

Work Phone: _____

Father's Name: _____

Cell Phone: _____

Place of work: _____

Work Phone: _____

Other person we may contact if we cannot reach you.

Phone: _____

Relationship: _____

Medical Concerns/Allergies:

Academic Concerns:

Social Concerns:

Other Concerns:



Here's a bag filled with some treats,
A few of them you can even eat.
It's for later, not in school.
Just a little something, because I think you're cool.

There's **Skittles** for a colorful year,
and to let you know I'm glad you're here.
There's **M & M's** because we'll study **Math** and **Money**.
It's lots of fun; you'll learn quick as a bunny!
There's a pack of **Smarties** because I think you're oh so smart
and I care about you with all of my heart.
There's a **bookmark** and **pencil** too
I have so many exciting things planned for you!
Put them all together and they come to say:
I hope you have a wonderful day!





Reading & Writing About It... **Book Report**

Name: _____

Title of book: _____

Author: _____

Illustrator: _____

of Pages: _____

Give me a 3 sentence synopsis of the book.

What was your favorite part?

Did it have a sad or happy ending? 😊 ☹️

Would you recommend the book to a friend? Yes. No.

Rate the book:





Reading & Writing & Telling About It...

Oral Book Report

Name: _____

Title of book: _____



Author: _____

Illustrator: _____

of Pages: _____

Tell it & Sell it! Give us the gist of the story without giving away the ending, in such a way that your friends will want to read it! (X-tra credit points for each student that reads it, up to 5 bonus points.)

What was your favorite part?

Did it have a sad or happy ending?  

Would you recommend the book to a friend? Yes. No.

Rate the book:



I will not yell in class.
I will not throw things.
I will not get mad and slap
anyone.



I will not have a
temper tantrum.
And I will always be good.
Because...
I am the teacher!



Surprise!
& High Five's!

Neat Freak Nellie checked desks while you were out.
She'd like to give a little shout
and say CONGRATULATIONS to you
what a neat desk through & through!
So she left this little treat
to congratulate you for being neat!



©TeachWithMe.com



Surprise!
& High Five's!

Neat Freak Nellie checked desks while you were out.
She'd like to give a little shout
and say CONGRATULATIONS to you
what a neat desk through & through!
So she left this little treat
to congratulate you for being neat!



©TeachWithMe.com



Just playing

When I'm building with blocks,
please don't say I'm "just playing."
For, you see, I'm learning as I play.
About patience, balance, and how things work.
I may be an architect someday.
When I'm getting all dressed up,
setting the table, caring for the baby dolls,
don't get the idea I'm "just playing"
I may be a mommy or daddy someday.
When you see me up to my elbows in mess and paint
or molding and shaping clay,
please don't let me hear you say, "He's just playing."
For you see, I'm learning as I play.
I just might be an artist or teacher someday.
When you see me engrossed in a puzzle or "playing" at my school
please don't feel the time is wasted by doing so.
For you see, I'm learning as I play.
I'm learning to solve problems and concentrate,
I'm learning self-control and waiting my turn,
I'm learning to share...all important life skills I'll need someday.
When you see me cooking or tasting foods,
please don't think that because I enjoy it, it's just play.
I'm learning about measuring, math, & following directions
I may be a cook someday.
When you see me learning to skip, hop, run, and move my body,
please don't say I'm "just playing" For you see, I'm learning as I play.
I'm learning how my body works.
I'm exercising, gaining coordination, and keeping myself healthy.
I may be a doctor, nurse, or great athlete someday.
When you ask me what I've done at school today.
and I say, "I just played."
Please don't misunderstand me.
For you see, I'm learning as I play.
I'm learning to enjoy and be successful in my work...
I'm preparing for tomorrow.
For today, I am a child and my work is play.



Dear Families,

You may see plastic gold coins coming home with your child. These are very important. Please help your child learn the importance of responsibility by putting them in a baggie and keeping them in a safe place, as they continue to collect them through out the school year.

A Smartie Coin is given for a variety of reasons: The teacher, an adult helper, or fellow classmate has caught a student behaving, or being kind, a student has improved, participated, accomplished a task, done something without being asked, gone above and beyond, is listening and focused while teacher is giving directions, was the first one to sit quietly, gave the correct answer etc. They are a means to motivate and educate as well as build self-esteem.

Once your child has collected 10 Smartie Coins, they bring their baggie in and exchange the coins for something in the classroom treasure box. The teacher announces to the class that they have accomplished this goal and we all clap for them. The collecting and saving of the coins teaches the valuable life-skill of responsibility.

I hope you will praise your child's efforts as they bring their coins home. Please ask them what they did to receive their coin. Thank you in advance for your cooperation.

Educationally Yours,





The Secret Sack

“Shhhhh!

It’s time to Share the Secret Sack, the Secret Sack, the Secret Sack.

*It’s time for _____ to Share the Secret Sack,
so everybody Shhhh!”*

- The **Show and Tell “Secret Sack”** made especially for sharing something special, will be going home this week. When it’s your child’s turn to bring **one** thing to school to share with their classmates they will have the Secret Sack in their backpack.
- The first time your child brings the sack home it’s “free choice.” The next time please have the item be **educational** so children are not always sharing toys etc. Please don’t send things that are valuable (coin collections etc.), made of glass or very fragile. Simply place their item in the Secret Sack and tuck it in their backpacks. After your child has shared it with the class the item will be placed in their backpack and the next student will get to bring the Secret Sack home.
- When your child has picked out the thing they want to bring to school, it would be great if you could ask them about the item they put in the sack. This is especially important if it’s something educational your family got on a trip.
- Instead of your child just pulling their “special something” out of the bag, they **give clues** and have the children **guess** what’s in the sack! Children really enjoy this type of game, and it helps the “sharing child” feel more comfortable. Please help your child think of some clues. Write 3 on a piece of paper & tuck them in the sack. You may want to practice once or twice so your child feels comfortable.
- This type of sharing is a predecessor to public speaking and feeling less anxious about standing in front of their peers. The Secret Sack also helps children think about what they want to say, and remember to do so in a concise manner. All of this takes practice and *Show and Tell* is a fun “ice breaker” for those people-skills. According to a poll taken in the early 90’s the #1 fear adults listed as having, was that of speaking in front of a crowd!
- The Secret Sack also helps to teach the children patience, and gives them something to look forward to. They excitedly wait for their turn. ☺When your child brings their item back home, please be sure and ask them about their experience. This is a “big deal” in their young lives. You asking them about their day gives you an opportunity to praise and encourage. Your interest also shows your child that school and what they do is important to your family. Thanks in advance for your cooperation!

Educationally Yours,