

Lessons for Five Speckled Frogs

©TeachWithMe.com



Five Little Speckled Frogs

Five green-speckled frogs (Hold five fingers (frogs) on top of your other arm (log) Sat on a speckled log

Eating the most delicious bugs. Yum! Yum!

One jumped into the pool (jump a finger off the log into the pool)

Where it was nice and cool

Now there are four green-speckled frogs (Hold up four fingers)

Four green-speckled frogs

Sat on a speckled log

Eating the most delicious bugs. Yum! Yum!

One jumped into the pool

Where it was nice and cool

Now there are three green-speckled frogs

Three green-speckled frogs

Sat on a speckled log

Eating the most delicious bugs. Yum! Yum!

One jumped into the pool

Where it was nice and cool

Now there are two green-speckled frogs

Two green-speckled frogs

Sat on a speckled log

Eating the most delicious bugs. Yum! Yum!

One jumped into the pool

Where it was nice and cool

Now there is one green-speckled frog

One green-speckled frog sat on a speckled log

Eating the most delicious bugs. Yum! Yum!

It jumped into the pool

Where it was nice and cool

Now there are no more green-speckled frogs.



little



speckled frogs,



little

speckled


frogs,



little

speckled

frogs,



little

speckled

frogs,



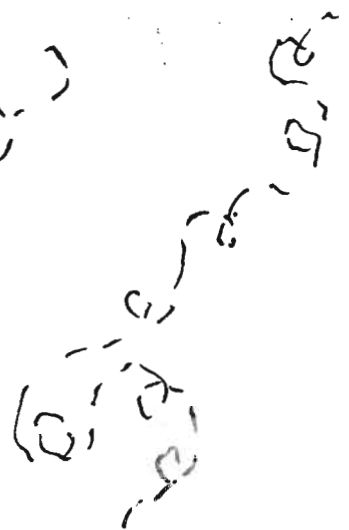

little

speckled

frog,



sitting on a
hollow log,




eating some

most delicious

bugs.

Yum yum.




I frog jumped
in the pool,
where it was
nice and cool,

now there are

speckled

frogs.

Glub glub.



little


speckled

frogs,



2

3



5

TRACE and then WRITE the number words and numbers.

One one

1 1 1 1 1



Two two

2 2 2 2 2



Three three

3 3 3 3 3



Four four

4 4 4 4 4



Five five

5 5 5 5 5





TRACE and WRITE the words that rhyme with LOG!

bog

dog

fog

hog

jog

log

Ff is for frog



Frog frog

F F F F

f f f f

Ff is for fly

Fly fly fly



Ff is for five

Five five

5 5 5 5 5

5 frogs and 5 flies.



10 things!

COUNT and WRITE how many.





















ADD or SUBTRACT to find the answers. WRITE the answer on the line.







Connect the dots on the Speckled Frog. Count by 5's.



Choose two colors and count by 5's while you bingo dot an ABAB pattern! Get the frog to the log.






Five Speckled Frogs Dice Game

©TeachWithMe.com

Directions:

- Choose a partner.
- Roll the dice.
- Low dice goes first.
- Roll the dice.
- Whatever number you roll, color in that spot on the frog.
- If you roll a 6 you lose your turn.
- To make the game more difficult you can have the students roll the numbers in order. i.e., they must roll a 1 then a 2, then 3, then 4 and finally a 5. If they roll a 6 with this game it counts as any number.





Five Speckled Frogs Mask

©TeachWithMe.com

You can make just five of these and use them while reading/singing the song/story and choose 5 students to be frogs and wear them, or make this a fun art extension and let every student make one to pretend and be a frog and enjoy reenacting it at home for their families!

Materials:

- Green, black, white & pink construction paper
- Scissors
- Glue sticks
- Large paper plates
- Pink crayons
- Large popsicle sticks & tape...or
- Hole punch and yarn

Directions:

Prep:

- Run off masters on construction paper.

The next day...

1. Students CUT out circles.
2. Children GLUE the black eye circles to the middle of the green eye circles.
3. Students GLUE the white eye circles to the sides of the black eye circles.
4. Children GLUE the green eyes to the top of the large green circle frog head, so that there is about 2 inches between the eyes.
5. Students glue the pink heart cheeks on either side of the face of the frog, under the nostrils.
6. Teacher helps cut out the nostrils. (These will be the eyeholes.)
7. Children draw on a smile and connect the cheeks using a pink crayon.
8. If students will hold their masks up simply tape a large Popsicle stick to the bottom-middle of the paper plate.
9. If you want to tie the masks on to your students, punch a hole in either side of the mask and add yarn ties.





Five Speckled Frogs Puppet



©TeachWithMe.com

You can make just one of these and use it as a manipulative while reading/singing the song/story, or make this a fun art extension and let every student make one to enjoy using to reenact the song/story at home for their families!

Materials:

- Green, black, white & pink construction paper
- Scissors
- Glue sticks
- 2 large paper plates (1 ½ plates per child.)
- Green paint
- Paint brushes
- Stapler & staples


Directions:

Prep:

- **Run off** masters on construction paper. (Use the same eye patterns from frog mask. The large circle is also the same, only cut in ½. The tongue is also the same.)
- **Cut** construction paper tongue strips.
- **Cut** paper plates in half.
- **Fold** paper plates in half.
- **Staple** the half plate to the top of each whole plate. These will be the pocket that students will slip their 4 fingers in the top. Their thumb will rest on the bottom to help manipulate the “mouth” of the “frog”.


The next day...

1. Children paint only the TOP ½ of their plate green.
2. Set aside to dry.
3. Students CUT out circles.
4. Students CUT out their large ½ circle.
5. Children GLUE the black eye circles to the middle of the green eye circles.
6. Students GLUE the white-eye circles to the sides of the black eye circles.
7. Students FOLD the bottom of each eye not quite in half (see photo) so that they can glue them to their puppet. Younger students may need help with this.
8. Children GLUE the green eyes to the top of their frog head plate so that they are sticking up and are about 2 inches between the eyes.
9. The eyes should be at the very edge of the back of the plate.
10. Teacher staples their large green ½ circle to the inside of the frog’s mouth.
11. Children ROLL the pink tongue on a crayon so that it curls.
12. Students GLUE the square end of the tongue in the middle of the mouth of the frog plate.






Green
Construction
Paper Frog
Head



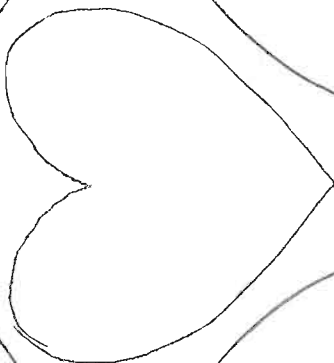
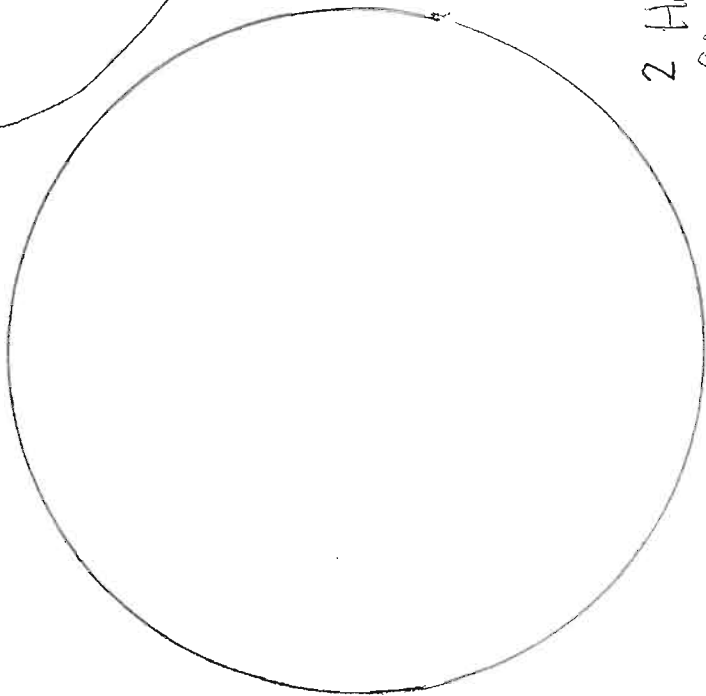
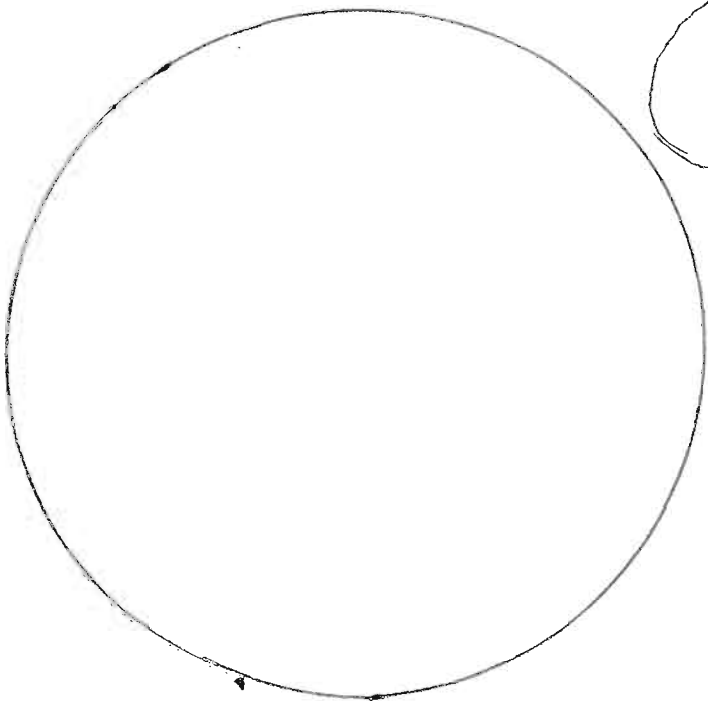
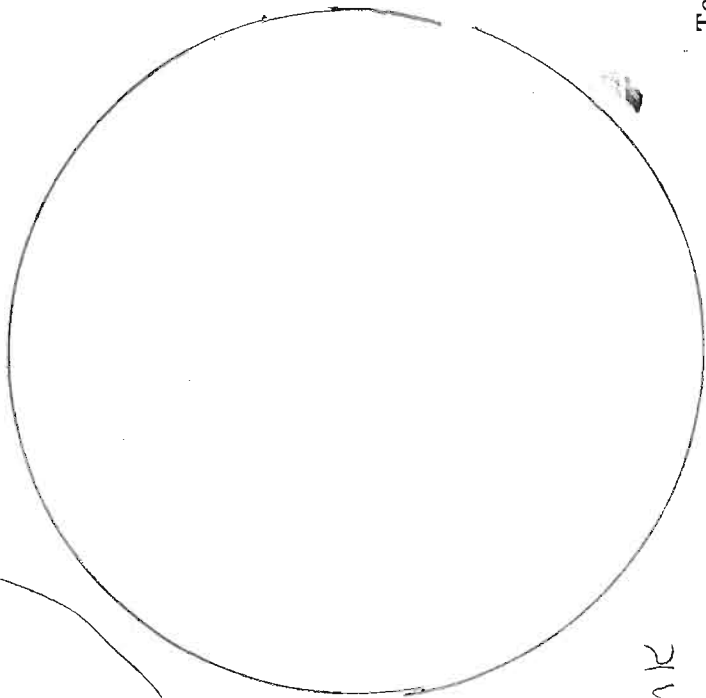
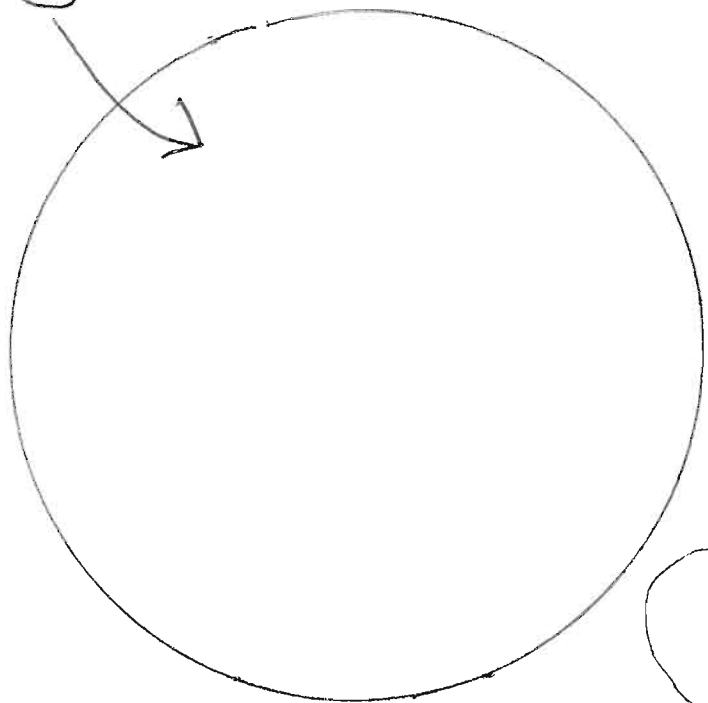


Black
Construction
Paper frog
eye

Green
Construction
Paper
frog eye



eye (2)



2 Hot Pink
Cheeks

