




I'm on the path of grrrr-eat behavior!





Behavior Modification Movement Boards

Dinosaur Destination, Animal Adventure Jungle Jaunt and Solar System

Blast Off

©TeachWithMe.com


Materials:

- 3 Manila file folders
- 33 Velcro dots
- 6 Envelopes
- Scotch Tape
- 3 Index Cards
- Black and green markers
- Glue stick
- Scissors
- Green construction paper

Directions:


1. Print the clip art pages. (Animals, Rockets, & Dinosaurs).
2. Laminate the pieces and cut them out.
3. Put the SOFT Velcro dot on these.
4. Print the background pages. (Jungle, Planets, & Swamp).
5. Glue them on the inside of the file folder by looking at the photos.
6. Make a template of the jungle leaves and heart, then make leaves and hearts out of green construction paper, or run off 2 sheets on a Duplo machine.
7. Cut and glue to the Jungle/Animal and Swamp/Dinosaur folders.
8. Look at the photos and draw a path with a green marker on the Jungle and Swamp folders.
9. Peel and stick 10 scratchy Velcro dots to the green path of the Jungle and Dinosaur folders.
10. Look at the photo of the Solar System and peel and stick 10 scratchy Velcro dots to the file folder.
11. Tape an envelope to the back of the folder to keep your “movement” pieces in.
12. I use an extra Velcro dot to seal these envelopes shut.
13. Tape an envelope to the front of the folder to keep index cards in.
14. Write the name of whatever child is using this folder on an index card. I use a piece of tape on the back of their index card to fasten it to the front of the folder. This makes them feel special as well as helps

- me keep track of who's doing what folder if I have more than one child on this plan.
15. Write the name of the folder on the file folder tab at the top. i.e., Animals, Dinosaurs, Rockets. You can keep the folders in a basket on your desk, or in a file.
 16. You can laminate the entire folder if you want or cover it with contact paper, or just leave it plain.
 17. So that your student has something to take home, and to save you time from having to write out a note about their progress, have them do a "matching" chart.
 18. Make copies of behavior chart/certificates.
 19. They can use a crayon, marker or highlighter. When they move their animal, dinosaur or rocket, they can also DRAW a line to the next dot on their chart/certificate and COLOR in the heart.
 20. When this is completely filled in, teacher signs and dates the chart/certificate and the child also signs their name.
 21. It's something special that they can take home to let parents know that they had a good behavior day. Saves you note writing time, and looks cute displayed on a fridge instead of something written.
 22. I let my students keep this at their desk as a reminder to behave.
 23. I keep the file folder at my desk or on a clipboard.
 24. Children can move their animal, dinosaur, rocket for whatever behavior you are working on, or a multitude of things: sitting quietly, staying in their seat, staying on task, completing a task, you caught them being good, etc.
 25. Explain the file folder to the child and how they will be able to move their playing piece.
 26. Ask them in the morning what file folder they would like to use and what playing piece they would like to choose.
 27. Ask them what they would like as a reward. You could also have a bigger reward if they completed 5 file folder activities for five days (a week of school!)
 28. Depending on the child, I gauge the completion of a folder for the a.m. and then have them be able to complete it again for the p.m. part of the day. When I'm working with an ADHD child I'm usually checking behavior every 10 to 15 minutes.
 29. I keep a folder on my clipboard so that I'm carrying it around with me so that I don't forget to check on the student, or I set a soft-sounding timer to help remind me to have them move their playing piece.



I'm on the path of grrrrr-eat behavior!







I had Grrrrr-eat behavior today!

Teacher: _____

Student: _____




Date: _____







I'm on the path of dino-mite behavior!





I'm on the path of dino-mite behavior!







Behavior File Folder Plan



I had Dino-mite behavior today!

Teacher: _____

Student: _____

Date: _____

SUN



MERCURY



SATURN



URANUS



JUPITER



NEPTUNE



VENUS






MARS



EARTH







SATURN



MARS




JUPITER




URANUS



MERCURY





My behavior was out of this world today!

Teacher: _____

Student: _____

Date: _____

