



Behavior Charts, Notes, & Contracts



©TeachWithMe.com

This is how I feel today.
Put an X in the box for all that apply.

	tired	happy	sad	mad	sick	?	scared
Day							
Mon.							
Tues.							
Wed.							
Thurs							
Fri.							
Totals							

Teacher: _____

Date: _____ to _____





Things I need to work on:

	Mon.	Tues.	Wed.	Thurs.	Fri.
Stay on task.					
Stay in seat don't bother others.					
Keep hands to myself.					
Don't interrupt.					
Complete work.					
Take care of belongings					
Clean up as directed.					
Total Stickers:					

Teacher: _____

Date: _____

Parent: _____ (Please sign & return.

Thanks.) (Initial under each day.)



Things I need to work on:

	Mon.	Tues.	Wed.	Thurs.	Fri.
Stay on task.					
Total Stickers:					

Teacher: _____

Date: _____

Parent: _____ (Please sign & return.

Thanks.) (Initial under each day.)



_____’s Behavior Chart

	Mon.	Tues.	Wed.	Thurs.	Fri.
Behavior					
Time of day					
Consequence for behavior					
Results					


Teacher: _____

Parents Please sign and return. Thank you.



Weekly Behavior For: _____

Date: _____ to _____


	I stayed on task.	I kept my hands to myself.	I followed directions.	I raised my hand and didn't interrupt.	I completed all of my work.
Monday:	😊 😞	😊 😞	😊 😞	😊 😞	😊 😞
Tuesday:	😊 😞	😊 😞	😊 😞	😊 😞	😊 😞
Wednesday:	😊 😞	😊 😞	😊 😞	😊 😞	😊 😞
Thursday:	😊 😞	😊 😞	😊 😞	😊 😞	😊 😞
Friday:	😊 😞	😊 😞	😊 😞	😊 😞	😊 😞
Totals:					
Parent Initials:					
Comments:					

Teacher: _____



Weekly Behavior For: _____

Date: _____ to _____

	I stayed on task.	I completed all of my work.			
Monday:	😊 😞	😊 😞	😊 😞	😊 😞	😊 😞
Tuesday:	😊 😞	😊 😞	😊 😞	😊 😞	😊 😞
Wednesday:	😊 😞	😊 😞	😊 😞	😊 😞	😊 😞
Thursday:	😊 😞	😊 😞	😊 😞	😊 😞	😊 😞
Friday:	😊 😞	😊 😞	😊 😞	😊 😞	😊 😞
Totals:					
Parent Initials:					
Comments:					

Teacher: _____



I was quiet in line and transitioned well.

Week 1	😊	Week 2	😊	Week 3	😊	Week 4	😊
Monday		Monday		Monday		Monday	
Tuesday		Tuesday		Tuesday		Tuesday	
Wednesday		Wednesday		Wednesday		Wednesday	
Thursday		Thursday		Thursday		Thursday	
Friday		Friday		Friday		Friday	
Total days on task!		Total days on task!		Total days on task!		Total days on task!	

Date: _____ to _____

Teacher: _____



I was focused, listened well, and followed directions.

Week 1	😊	Week 2	😊	Week 3	😊	Week 4	😊
Monday		Monday		Monday		Monday	
Tuesday		Tuesday		Tuesday		Tuesday	
Wednesday		Wednesday		Wednesday		Wednesday	
Thursday		Thursday		Thursday		Thursday	
Friday		Friday		Friday		Friday	
Total days on task!		Total days on task!		Total days on task!		Total days on task!	

Date: _____ to _____

Teacher: _____



I raised my hand and did not interrupt.

Week 1	☺	Week 2	☺	Week 3	☺	Week 4	☺
Monday		Monday		Monday		Monday	
Tuesday		Tuesday		Tuesday		Tuesday	
Wednesday		Wednesday		Wednesday		Wednesday	
Thursday		Thursday		Thursday		Thursday	
Friday		Friday		Friday		Friday	
Total days on task!		Total days on task!		Total days on task!		Total days on task!	

Date: _____ to _____

Teacher: _____



I was cooperative and got along well with others.

Week 1	😊	Week 2	😊	Week 3	😊	Week 4	😊
Monday		Monday		Monday		Monday	
Tuesday		Tuesday		Tuesday		Tuesday	
Wednesday		Wednesday		Wednesday		Wednesday	
Thursday		Thursday		Thursday		Thursday	
Friday		Friday		Friday		Friday	
Total days on task!		Total days on task!		Total days on task!		Total days on task!	

Date: _____ to _____

Teacher: _____



I kept my hands to myself today.

Week 1	😊	Week 2	😊	Week 3	😊	Week 4	😊
Monday		Monday		Monday		Monday	
Tuesday		Tuesday		Tuesday		Tuesday	
Wednesday		Wednesday		Wednesday		Wednesday	
Thursday		Thursday		Thursday		Thursday	
Friday		Friday		Friday		Friday	
Total days on task!		Total days on task!		Total days on task!		Total days on task!	

Date: _____ to _____

Teacher: _____



I stayed on task today.

Week 1	😊	Week 2	😊	Week 3	😊	Week 4	😊
Monday		Monday		Monday		Monday	
Tuesday		Tuesday		Tuesday		Tuesday	
Wednesday		Wednesday		Wednesday		Wednesday	
Thursday		Thursday		Thursday		Thursday	
Friday		Friday		Friday		Friday	
Total days on task!		Total days on task!		Total days on task!		Total days on task!	

Date: _____ to _____

Teacher: _____



I completed all of my work today.

Week 1	☺	Week 2	☺	Week 3	☺	Week 4	☺
Monday		Monday		Monday		Monday	
Tuesday		Tuesday		Tuesday		Tuesday	
Wednesday		Wednesday		Wednesday		Wednesday	
Thursday		Thursday		Thursday		Thursday	
Friday		Friday		Friday		Friday	
Total days on task!		Total days on task!		Total days on task!		Total days on task!	

Date: _____ to _____

Teacher: _____



I took care of my belongings.

Week 1	☺	Week 2	☺	Week 3	☺	Week 4	☺
Monday		Monday		Monday		Monday	
Tuesday		Tuesday		Tuesday		Tuesday	
Wednesday		Wednesday		Wednesday		Wednesday	
Thursday		Thursday		Thursday		Thursday	
Friday		Friday		Friday		Friday	
Total days on task!		Total days on task!		Total days on task!		Total days on task!	

Date: _____ to _____

Teacher: _____



I had a positive attitude today and was respectful.

Week 1	☺	Week 2	☺	Week 3	☺	Week 4	☺
Monday		Monday		Monday		Monday	
Tuesday		Tuesday		Tuesday		Tuesday	
Wednesday		Wednesday		Wednesday		Wednesday	
Thursday		Thursday		Thursday		Thursday	
Friday		Friday		Friday		Friday	
Total days on task!		Total days on task!		Total days on task!		Total days on task!	

Date: _____ to _____

Teacher: _____



I stayed in my seat and didn't disturb others.

Week 1	☺	Week 2	☺	Week 3	☺	Week 4	☺
Monday		Monday		Monday		Monday	
Tuesday		Tuesday		Tuesday		Tuesday	
Wednesday		Wednesday		Wednesday		Wednesday	
Thursday		Thursday		Thursday		Thursday	
Friday		Friday		Friday		Friday	
Total days on task!		Total days on task!		Total days on task!		Total days on task!	





















Date: _____ to _____

Teacher: _____

Weekly Happy Gram For A Specific Task

Name: _____





















Behavior they are working on:

Week:	Monday	Tuesday	Wednesday	Thursday	Friday
a.m.	 	 	 	 	 
p.m.	 	 	 	 	 

Weekly Happy Gram For A Specific Task

Name: _____

Behavior they are working on:

Week:	Monday	Tuesday	Wednesday	Thursday	Friday
a.m.	 	 	 	 	 
p.m.	 	 	 	 	 



My Personal Star Behavior Contract

I will make the following positive changes in my behavior:

- 1.
- 2.
- 3.

When I successfully change, I will be rewarded by:

In order to achieve this reward my behavior must be positive for _____ days.

Date:

Student signature:


Teacher signature:

Parent signature:



Assignment Sheet

[illegible]











































Progress Report

Name: _____

Date: _____





































Teacher: _____

Classroom Behavior Progress Report

Behavior:	Morning		Afternoon	
Stayed on task.				
Completed work.				
Followed the rules.				
Followed Directions.				
Attentive.				
Participated.				
Cooperative.				
Positive attitude.				
Cleaned up as directed.				
Took care of belongings				









































Teacher: _____ Date: _____

Classroom Behavior Progress Report

Behavior:	Morning	Afternoon
Kept hands to self.	 	 
Stayed in seat.	 	 
Used inside voice.	 	 
Raised hand; didn't interrupt.	 	 
Respectful to teacher.	 	 
Respectful to students.	 	 
On task; used time appropriately.	 	 
Completed work.	 	 
Was a nice friend.	 	 

Teacher: _____ Date: _____

Classroom Behavior Progress Report

Behavior:	Morning		Afternoon	
				
				
				
				
				
				
				
				
				
				

Teacher: _____ Date: _____

Classroom Behavior Point Report

Behavior:	Morning	Afternoon
Stayed on task.		
Completed work.		
Followed the rules.		
Followed Directions.		
Attentive.		
Participated.		
Cooperative.		
Positive attitude.		
Cleaned up as directed.		
Took care of belongings		
Total Points:		

Teacher: _____ Date: _____

Classroom Behavior Point Report

Behavior:	Morning	Afternoon
Kept hands to self.		
Stayed in seat.		
Used inside voice.		
Raised hand; didn't interrupt.		
Respectful to teacher.		
Respectful to students.		
On task; used time appropriately.		
Completed work.		
Was a nice friend.		
Total Points:		

Teacher: _____ Date: _____

Classroom Behavior Point Report





Behavior:	Morning	Afternoon
Total Points:		


Grand Total:

Teacher: _____ Date: _____













Name:







I need to stop:	Date:
	Morning:
	 
	Afternoon:
	 
Teacher:	



Name:

I need to stop:	Date:
	Morning:
	 
	Afternoon:
	 
Teacher:	

Great Bee-havior	Monday	Tuesday	Wednesday	Thursday	Friday
					

Star Behavior	Monday	Tuesday	Wednesday	Thursday	Friday
					



Star Problem Solver Sheet

Name: _____ Date: _____

Who:

(Who was involved?)

What:

(What's the problem?)

Why:

(Why do you think this is a problem, or turned into a problem?)

When:

(When did the problem take place?)

Where:

(Where did the problem take place?)

How:

(How are you going to solve the problem with some positive choices?)

Teacher's Signature: _____



Anger Management Stop Light

I'm ANGRY!



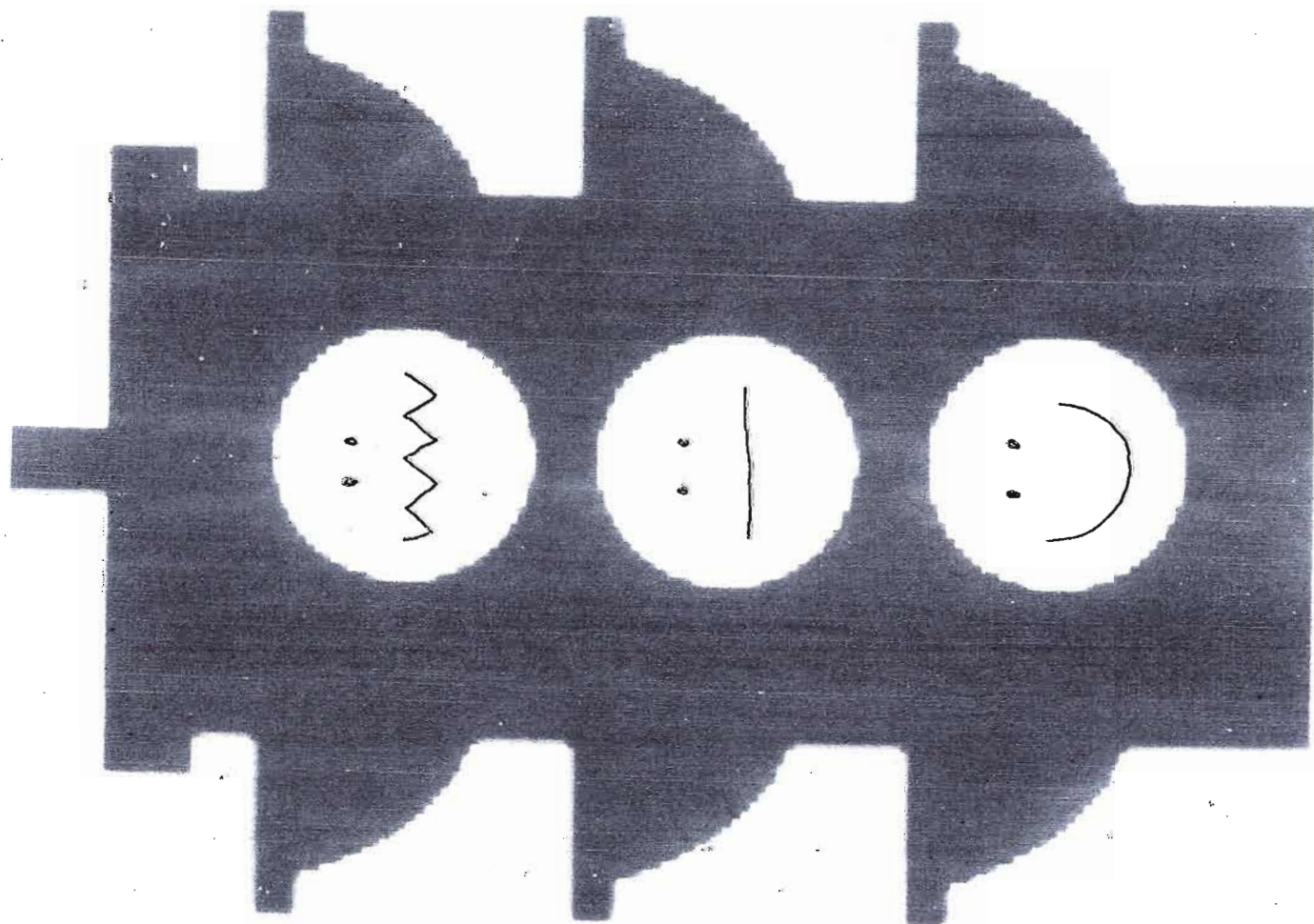
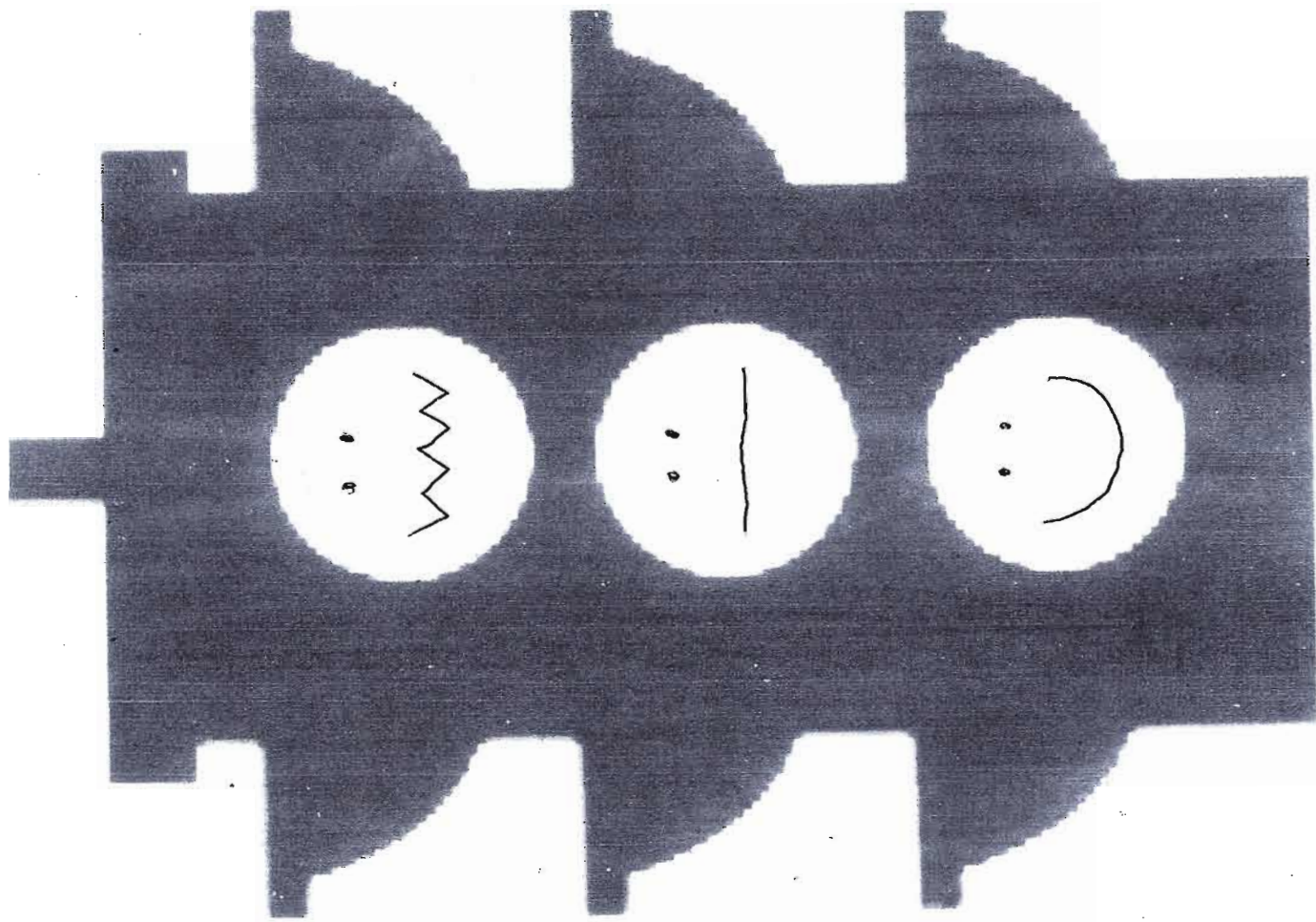
I need to **STOP! RED**
CALM down. **YELLOW**

Counting to 10 sometimes helps.

GO and solve the problem. **GREEN**

What are some things that are wise choices?

While I'm going through the phases, I can color my
traffic light to help me process things.





Daily Happy-Gram for: _____

- ☐ I stayed on task.
- ☐ I completed my work.
- ☐ I kept my hands to myself.
- ☐ I followed the rules.
- ☐ I followed directions.
- ☐ I lined up quietly.
- ☐ I was attentive in a small group.
- ☐ I was attentive in a large group.
- ☐ I participated.
- ☐ I shared.
- ☐ I was a nice friend.
- ☐ I cooperated.
- ☐ I had a positive attitude.
- ☐ I cleaned up as directed.
- ☐ I took care of my belongings.

Teacher: _____

Date: _____



Date: _____

Dear

Your child moved from green, to yellow, to a red zone today on our behavior chart, and I thought you'd like to know.

This means that I had to talk to them _____ times for

Would you please discuss with them that this is not appropriate and that I know they are an otherwise good student so I don't expect this sort of behavior from them.

Thanks in advance for your time.

If you have any questions, feel free to give me a call.

Educationally Yours,




I have read the note and discussed the matter with my child.

Signed:



Do The Math and Give Me Five!

2 eyes on me + 2 ears listening + 1
closed mouth = 5 you're ready!



Give Me Five!

1. Eyes on me.
2. Ears listening.
3. Mouth closed.
4. Hands & feet quiet.
5. Sitting up straight.



You're one smart cookie!



You're one smart cookie!



You're one smart cookie!



You're one smart cookie!



I was caught bee-ing good!




I was caught bee-ing good!




I was caught bee-ing good!




I was caught bee-ing good!




I filled a bucket today!



I filled a bucket today!



I filled a bucket today!



T-riffic Behavior




T-riffic Behavior



T-riffic Behavior



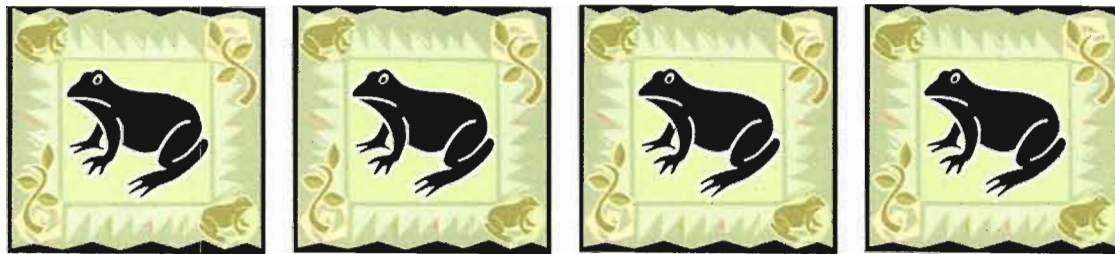
T-riffic Behavior



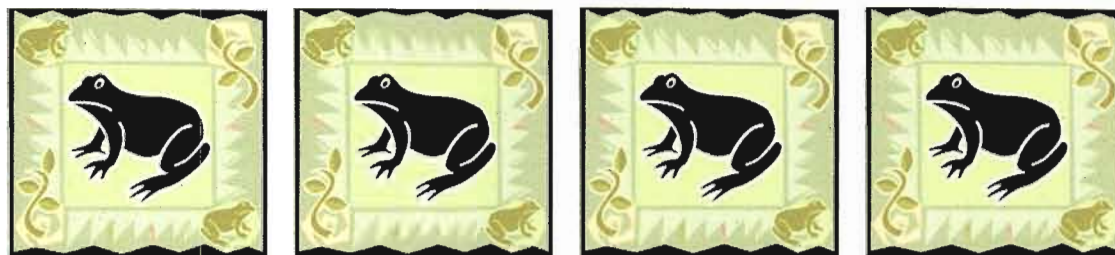
Toad-ally Awesome Behavior!



Toad-ally Awesome Behavior!



Toad-ally Awesome Behavior!



Toad-ally Awesome Behavior!



Bear-y Good Behavior!



Bear-y Good Behavior!



Bear-y Good Behavior!



Grrrrr-eat Behavior!



Grrrrr-eat Behavior!



Grrrrr-eat Behavior!




Remember :
please RAISE your hand!




Good Apple Award Puzzle

- Print two color puzzles.
- Laminate Puzzles
- Cut up one puzzle
- Paperclip the pieces 1 through 26.
- Put in a Baggie.
- Hang the other “master puzzle board” on a wall or white board.
- Decide with students what constitutes “good apple behavior”.
- Decide with students what will be the reward for filling up and completing the 26-piece apple puzzle.
- Decide with students if “rotten apple behavior” will get a puzzle piece taken away.
- You can put small Velcro dots on the puzzle and puzzle pieces or simply use Scotch tape to put them up.
- As students are caught being “good apples” tape or Velcro a piece of apple puzzle to the master puzzle board.
- When the puzzle is completed celebrate with the agreed upon prize/reward.



Good Apple Award



This Good Apple Award Presented To:

For Apple-icious Behavior

Date: _____

Teacher: _____

☹I was in the Time-Out chair today. ☹

☹I was in the Time-Out chair today. ☹

☹I was in the Time-Out chair today. ☹

☹I was in the Time-Out chair today. ☹

☹I was in the Time-Out chair today. ☹

☹I was in the Time-Out chair today. ☹

☹I was in the Time-Out chair today. ☹

☹I was in the Time-Out chair today. ☹

☹I was in the Time-Out chair today. ☹

☹I was in the Time-Out chair today. ☹

Discipline Tip Sheet
How can I help my child?

- Your child has been in the Time Out chair more than twice.
- Would you please have a discussion with them?
- Here are a few things you may want to cover:

Discuss the meaning of **self-control** and why it is an important life-skill.

Ask:

- Is self-control a good thing? Why or why not?
- Is the time-out chair a good idea? Why?
- What are the class rules?
- Why are rules good?
- Are the rules fair?
- Do you have a hard time with self-control/following the rules? Why?
- What things do you do that get you in the time-out chair?
- Do you think this behavior is good?
- What do you think about when you're there?
- What can you do to stay out of the chair?
- Could you promise me to try harder?

1. If you choose, think of an incentive plan as well as consequences for not following through.
2. I think one of the best/easiest ways to do this is a star chart at home.
3. This can simply be a calendar on the refrigerator.
4. Each time your child has a star-behavior day at school they get a sticker on the calendar.
5. A week's worth of stickers and the child gets a special treat or privilege.
6. A day of being in the time-out chair a consequence will happen.
7. Perhaps no TV or something is taken away, or whatever you feel is appropriate.
8. If you'd like to implement this program I can simply pin a ***time-out note*** to the back of your child. NO NOTE, NO TIME-OUT THAT DAY.

Often times, raising their hand and saying an "*I promise*" sort of gesture, or signing their name to some sort of a behavior "contract"/calendar makes these commitments more meaningful to a young child.

If there's anyway I can be of assistance please don't hesitate to ask.

Educationally Yours,



Classroom Rules Promise Pledge

I promise to:

1. Keep my hands, feet and mouth to myself.
2. Not do anything that keeps me from learning.
3. Not do anything that keeps my classmates from learning.
4. Not do anything that keeps my teacher from teaching.

Signed: _____

Date: _____



Classroom Expectations

I know that these things are expected of me.
Since I am smart and responsible I will follow through.

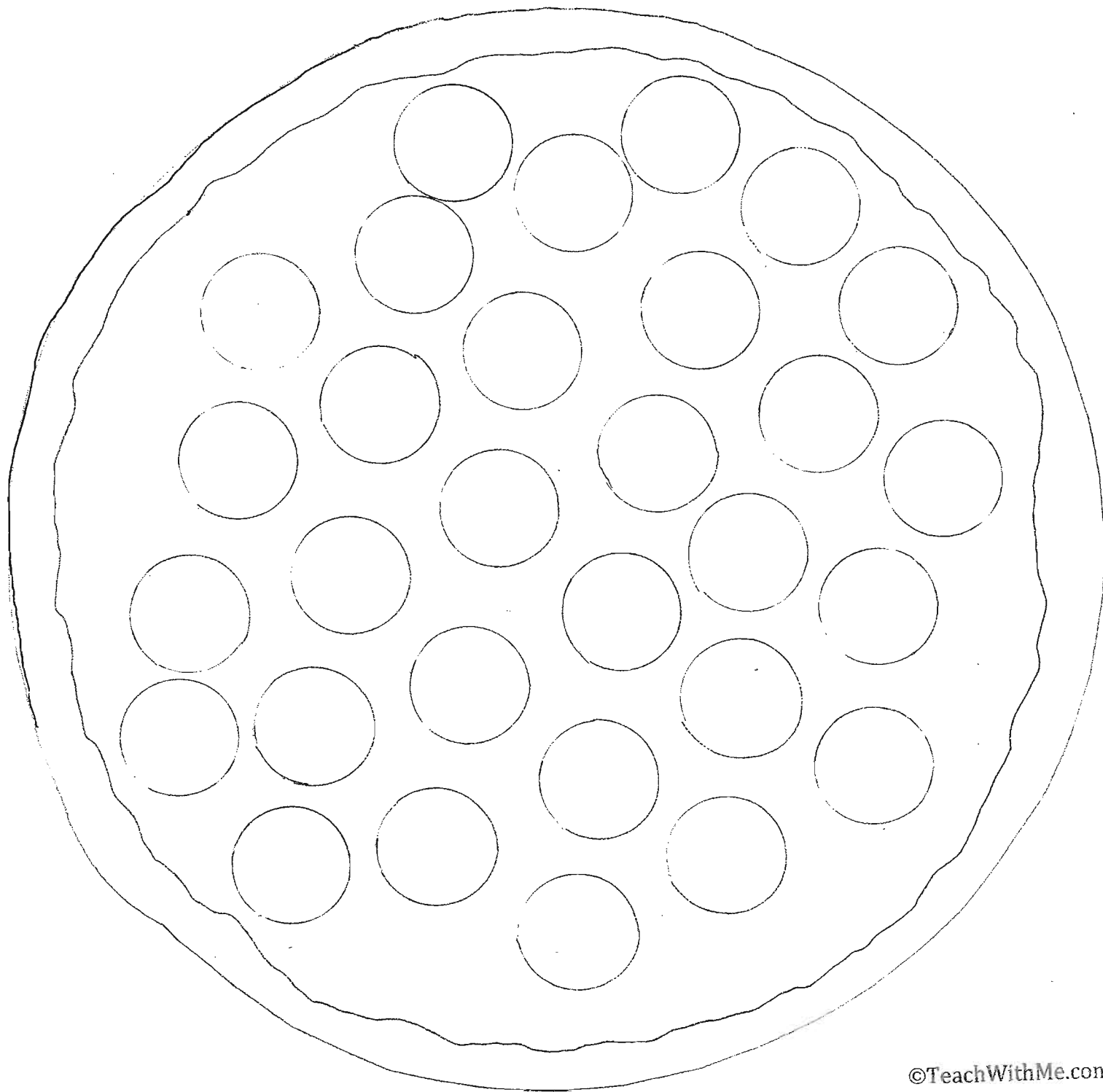
- **I will stay focused.**
- **I will do my tasks.**
- **I will have materials.**
- **I will be where I belong.**
- **I will control myself.**
- **I will follow directions.**
- **I will speak considerately.**
- **I will be polite.**
- **I will follow the rules.**

Signed: _____

Date: _____



Pizza Reward





Pepperoni Pizza Behavior Plan

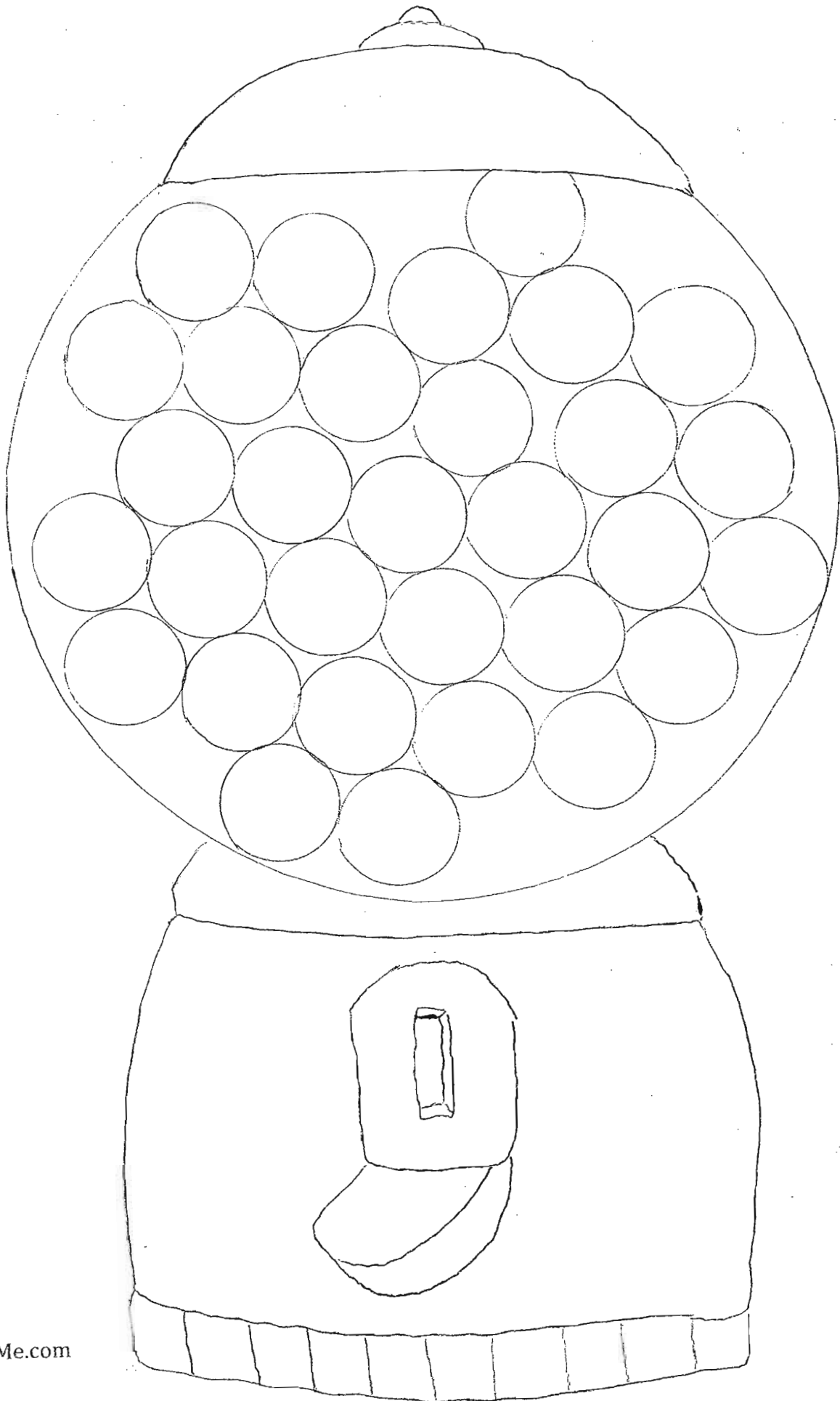
- Run off pizza on white construction paper.
- Color the crust a shade of tan.
- Write students' names on red sticker dots.
- Give students several options of rewards they would like to work for when they fill up their pizza with good behavior pepperoni dots.
- Class votes on options.
- Number a class list of names.
- Write numbers on Popsicle sticks and put them in a can (number-side down.)
- Each morning pull out a numbered Popsicle stick.
- Do NOT tell the students the number.
- This will be your Mystery Pepperoni Student for the day.
- At the end of the day announce who that student is.
- If they had "*Pepperoni Perfect Pizza behavior*" all day, they can put their pepperoni name sticker on the pizza anywhere they wish.
- When the entire pizza is filled with great behavior pepperoni dots, students get the reward that they have worked for.
- This could be a slice of pizza for snack time or anything else that you have given them a choice of.



Bubble Gum We “Chews” To Behave!

- Run off bubblegum machine on white construction paper.
- Color the gumball machine.
- Write students’ names on a variety of colored dots.
- Give students several options of rewards they would like to work for when they fill up the gumball machine with good behavior gumball dots.
- Class votes on options.
- Number a class list of names.
- Write numbers on Popsicle sticks and put them in a can (number-side down.)
- Each morning pull out a numbered Popsicle stick.
- Do NOT tell the students the number.
- This will be your Mystery Gumball Student for the day.
- At the end of the day announce who that student is.
- If they were a student that behaved all day, they can put their gumball name sticker in the machine anywhere they wish.
- When the entire machine is filled with great behavior gumballs, students get a gumball to chew for a designated amount of time and the reward that they have worked for.
- I have a real gumball machine and give each of my students a penny to put in the machine and get a gumball out. They think this is great fun!

We “chews” to behave!





Blue Ribbon Behavior



Classroom Cash

The first time I did this was 30+ years ago during my student teaching. I printed off money with my picture in the place of the presidents. It was “funny money”. Students started with an A, which was worth \$100 or 100 points. The object of the “game-grade” was for them to keep it.

Each time they had a quiz they could earn an extra buck if they got 100%. If they got an A they didn't have to give me any money, if they got a B they gave me a buck, a C they gave me \$2, a D lost them \$3 and if they failed they owed me \$4. Assignments too had a value. It was highly motivational for an unmotivated bunch of students and they really enjoyed it.

You can have your students earn “classroom cash” for assignments, quizzes, and other grades, or you can keep it strictly for behavior. For my first graders I did a combination. They kept track of their money and could change 1's into 5's and 5's into 10's.

On Friday's, at the end of the day, they could cash in and go to the “store”, or they could “hoard” their savings and go for a bigger prize. I used the money that I was allotted for my class to buy some really cool prizes and kept them in plastic tubs labeled with a dollar amount.

All this counting and money figuring was great for math skills, and keeping track of everything, saving, and figuring out what they wanted and wanted to do, were all great life skills as well.

Print the money off on green construction paper. Add your photo to the center if you want to make it more personal. Since students cash in their

classroom cash you can keep recycling it. You may want to laminate the sheets before you cut them out to make them last longer.

I also gave out “Terrific Tickets” for good behavior. So many terrific tickets equaled a behavior bill. They stored their Terrific Tickets until they collected 10 and then traded them in for cash. I kept Terrific Tickets in my pockets and passed them out to the first student to have the correct answer, to get down to business, who I caught being quiet etc. As soon as I say: *“I’m giving Terrific Tickets to the 1st 3 students who complete this math problem, or who I see in their desk, in line or whatever...”* I suddenly have everyone doing what I want them to do! It’s amazing the power of a Terrific Ticket and the Classroom Cash!



Name: _____

Classroom Cash Chart

	Mon.	Tues.	Wed.	Thurs.	Fri.	Total:
Classroom Cash Earned						

Date: _____ to _____

Prize I want to earn: _____

Cash Needed: _____

Name: _____

Classroom Cash Chart

	Mon.	Tues.	Wed.	Thurs.	Fri.	Total:
Classroom Cash Earned						

Date: _____ to _____

Prize I want to earn: _____

Cash Needed: _____

Name: _____

Classroom Cash Chart

	Mon.	Tues.	Wed.	Thurs.	Fri.	Total:
Classroom Cash Earned						

Date: _____ to _____


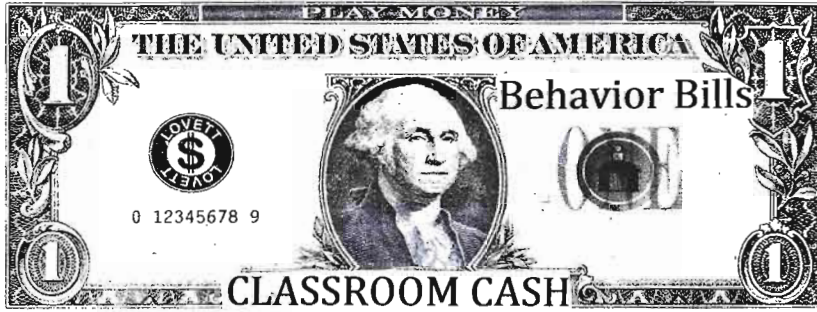
Prize I want to earn: _____

Cash Needed: _____



Classroom Cash Log


Month	Prize
September	
October	
November	
December	
January	
February	
March	
April	
May	
June	



Run off on Green paper.



**Super Banker Award
For Saving & Earning
The Most Classroom Cash**



Student: _____

Teacher: _____


Date: _____



Neat Desk Award

Teacher: _____

Date: _____



Surprise!

& High Five's!


Neat Freak Nellie checked desks while you were out.

She'd like to give a little shout
and say CONGRATULATIONS to you
what a neat desk through & through!

So she left this little treat
to congratulate you for being neat!



©TeachWithMe.com



Surprise!

& High Five's!

Neat Freak Nellie checked desks while you were out.

She'd like to give a little shout
and say CONGRATULATIONS to you
what a neat desk through & through!

So she left this little treat
to congratulate you for being neat!



©TeachWithMe.com

[illegible]