



My Senses

In November



By

\_\_\_\_\_




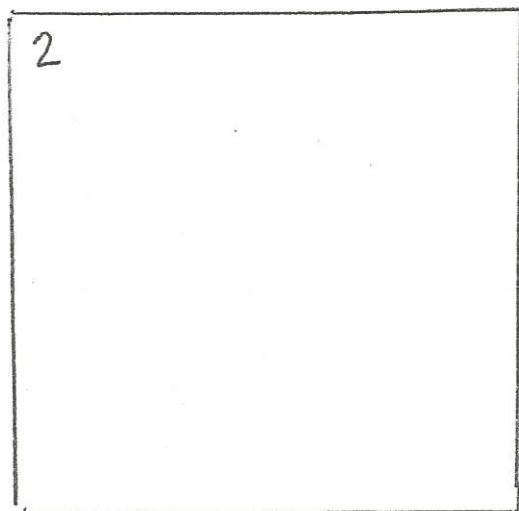
I hear a turkey gobble.

hear




I see corn.

see




I taste pumpkin pie.

taste



I smell the turkey dinner cooking.

smell



I feel fall leaves.

touch










5

Seeing, hearing, smelling, tasting  
and feeling things in November  
are wonderful!



CUT out the pictures and GLUE them to the matching numbered boxes in your booklet.

©TeachWithMe.com





## ABCDe-tective Sight-Word Smart Check List.



- a
- and
- are
- by
- fall
- I
- in
- my
- see
- the

There are also **22** challenge words: senses, November, turkey, gobble, hear, corn, taste, pumpkin, pie, smell, dinner, cooking, feel, leaves, touch, seeing, hearing, smelling, tasting, feeling, things, & wonderful.  
I CAN read this booklet. I KNOW these **32** words! Yay me!

# Congratulations!

---

has successfully read *My Senses In November*  
Keep up the great work!



Teacher: \_\_\_\_\_

Date: \_\_\_\_\_

blank flashcards for My Senses Covers

My Senses Itty Bitty Word Card Booklet	My Senses Itty Bitty Word Card Booklet
My Senses Itty Bitty Word Card Booklet	My Senses Itty Bitty Word Card Booklet
My Senses Itty Bitty Word Card Booklet	My Senses Itty Bitty Word Card Booklet
My Senses Itty Bitty Word Card Booklet	My Senses Itty Bitty Word Card Booklet
My Senses Itty Bitty Word Card Booklet	My Senses Itty Bitty Word Card Booklet

Challenge word flashcards for the 5 senses

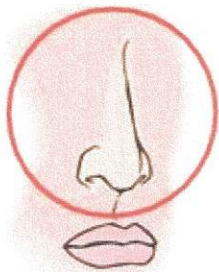
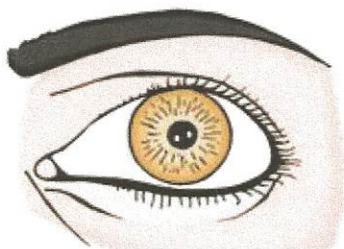
see

touch

hear

smell

taste



Challenge word flashcards for My Senses in November


my	senses
November	by
I	turkey
a	gobble
corn	pumpkin

Challenge word flashcards for My Senses in November

pie	the
cooking	dinner
feel	fall
leaves	seeing
smelling	hearing

Challenge word flashcards for My Senses in November

tasting	and
feeling	things
in	are
wonderful	happy
Thanksgiving	



Match the word to the picture. Use a DIFFERENT color for each line.  
TRACE the words.

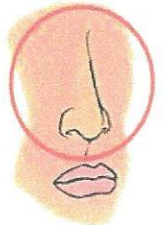
see

touch

hear

taste

smell





TRACE and then WRITE the senses, putting them in alphabetical order.

see

touch

hear

taste

smell





Label the 5 senses of the pilgrim.

Trace your students' hand on construction paper.  
Children cut them out and glue them on either side of the pilgrim.  
Label them "hands" and "touch".

eye

see

ear

hear

nose


smell

mouth

taste

TRACE the 5 senses of the pilgrim.

Trace your students' hand on construction paper.  
Children cut them out and glue them on either side of the pilgrim.  
Label them "hands" and "touch".



Label the 5 senses of the pilgrim.

Trace your students' hand on construction paper.  
Children cut them out and glue them on either side of the pilgrim.  
Label them "hands" and "touch".

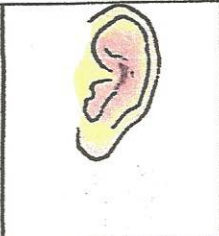


TRACE the 5 senses of the pilgrim.


Trace your students' hand on construction paper.  
Children cut them out and glue them on either side of the pilgrim.  
Label them "hands" and "touch".




see




hear








smell



touch



taste



©TeachWithMe.com

# Graphing Time:

				
see	hear	smell	touch	taste
Total:	Total:	Total:	Total:	Total:

Which is your favorite sense?


My Fall Senses

By

---

---

---



In November I

see

In November I

smell

In November I

hear

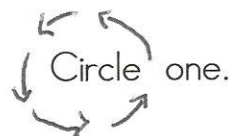
In November I

taste

In November I

touch/feel

Do you like the month  
of November?



Yes!

No!



No!

[illegible]





Using Our Senses

In The Fall

A Class Book By

Handwriting practice lines consisting of three sets of three horizontal lines (top, middle dashed, bottom) for writing practice.





Handwriting practice lines consisting of a solid top line, a dashed middle line, and a solid bottom line.

Handwriting practice lines consisting of a solid top line, a dashed middle line, and a solid bottom line.

Handwriting practice lines consisting of a solid top line, a dashed middle line, and a solid bottom line.

Handwriting practice lines consisting of a solid top line, a dashed middle line, and a solid bottom line.

Handwriting practice lines consisting of a solid top line, a dashed middle line, and a solid bottom line.


**Examples:** Students think of a sense and then write a descriptive sentence. This can be done in-class or sent home to be worked on with parents as a home-school connection. Children illustrate their sentence. Collect the pages, laminate, and make into a class book.



I see dead leaves. They look like burnt toast.




I hear geese honking. They are migrating.



I taste hot apple cider. It is sweet.



I feel the wind on my face. It is cold.



I smell burning leaves. They're smoky.



Dear Families,

We are studying the 5 senses for science.

Would you please review them with your child and have them choose **one** to write **2** simple sentences about.

For example:

1. I ***smell*** turkey dinner cooking in the oven. It smells good.
2. I ***hear*** geese honking. They are migrating south.
3. I ***see*** leaves falling. They are red, orange, yellow and brown.
4. I ***feel*** the wind blowing on my face. It is cold.
5. I ***taste*** the apple cider. It is hot.

The second sentence is a “describing” sentence. Help your child think of words that they know. Write the sentence on a sheet of scratch paper for them to copy on their final paper. Children need to illustrate their page by drawing a picture under the sentence. Make sure they have written their name on the back of the paper.

Students will share their page with the class. I will be collecting everyone’s work and turning the individual pages into a class book, which I will read aloud.

This assignment is due: \_\_\_\_\_

Thanks in advance for helping your child with this lesson.

As always, if you have any questions, feel free to give me a call.

Educationally Yours,