


# January Apple Bytes 2012



©TeachWithMe.com



## TeachWithMe.com's **Apple Bytes** January 2012

Happy New Year!

Welcome to the 12th edition of **Apple Bytes**!

Apple Bytes is **TeachWithMe.com's** monthly newsletter and teaching packet for subscription members only.

It's a "taste" of the themes for the month. A nice bonus in your mailbox filled with a little bit of this and that.

I design this especially for you, so please let me know what you'd like in the form of skill sheets, helpful forms, borders for stationery, themes, words for word cards etc. [diane@teachwithme.com](mailto:diane@teachwithme.com)

Several subscribers asked for the following in January's packet so here you are!

- Mittens
- Penguins

**This month's themes also include:**

- Snowmen &
- Snowflakes

I hope you have the best year yet! I know the 2<sup>nd</sup> half of school simply flies by for me, but try to stop by the site when you can, as I'm busy working on new things daily.

If there's anything you need help with or can't find, just let me know; I'm here for you.

**Be Blessed! Stay safe & healthy.**

Diane Henderson ☺



# January



Sunday	Monday	Tuesday	Wednesday	Thursday	Friday	Saturday
1	2	3	4	5	6	7
8	9	10	11	12	13	14
15	16	17	18	19	20	21
22	23	24	25	26	27	28
29	30	31				

## This block contains four identical illustrations of a child and a snowman. The child is wearing a green hat, a blue long-sleeved shirt with a green heart, red pants, and green boots. They are holding a stick in their mouth. The snowman is white with a carrot nose, stick arms, and a smiling face. They are standing on a yellow patch of ground.

This block contains four identical illustrations of a child and a snowman. The child is wearing a green hat, a blue long-sleeved shirt with a green heart, red pants, and green boots. They are holding a stick in their mouth. The snowman is white with a carrot nose, stick arms, and a smiling face. They are standing on a yellow patch of ground.




# January

## Daily Calendar



Monday	Tuesday	Wednesday	Thursday	Friday	Saturday/Sunday

[illegible]



Happy New Year!

Happy New Year!

Happy New Year!

Happy New Year!



TRACE and then WRITE the word.

January

January

January



TRACE & then WRITE the new year!

2012

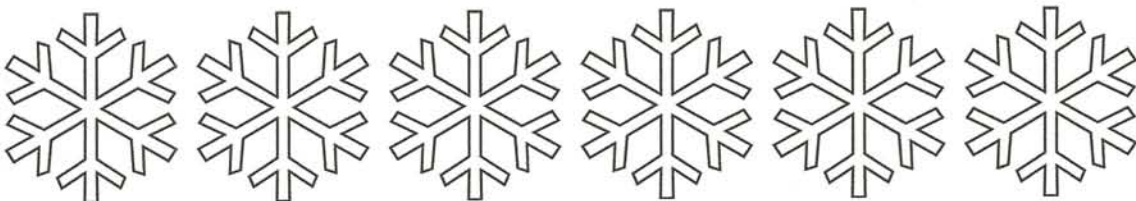
Handwriting practice lines consisting of a solid top line, a dashed middle line, and a solid bottom line.

2012

Handwriting practice lines consisting of a solid top line, a dashed middle line, and a solid bottom line.

2012

Handwriting practice lines consisting of a solid top line, a dashed middle line, and a solid bottom line.





# January

## To Do List



☐ \_\_\_\_\_

☐ \_\_\_\_\_

☐ \_\_\_\_\_

☐ \_\_\_\_\_

☐ \_\_\_\_\_

☐ \_\_\_\_\_

☐ \_\_\_\_\_

☐ \_\_\_\_\_

☐ \_\_\_\_\_

☐ \_\_\_\_\_

☐ \_\_\_\_\_

☐ \_\_\_\_\_

☐ \_\_\_\_\_

☐ \_\_\_\_\_

☐ \_\_\_\_\_

☐ \_\_\_\_\_

☐ \_\_\_\_\_

☐ \_\_\_\_\_

☐ \_\_\_\_\_

☐ \_\_\_\_\_

☐ \_\_\_\_\_

☐ \_\_\_\_\_

☐ \_\_\_\_\_

☐ \_\_\_\_\_

☐ \_\_\_\_\_

☐ \_\_\_\_\_

☐ \_\_\_\_\_

☐ \_\_\_\_\_

☐ \_\_\_\_\_


☐ \_\_\_\_\_









This image shows a single sheet of white paper with horizontal blue or grey ruling lines. The lines are evenly spaced and run across the width of the page. There is a vertical crease down the center, suggesting it was once folded. The paper appears slightly aged or off-white.









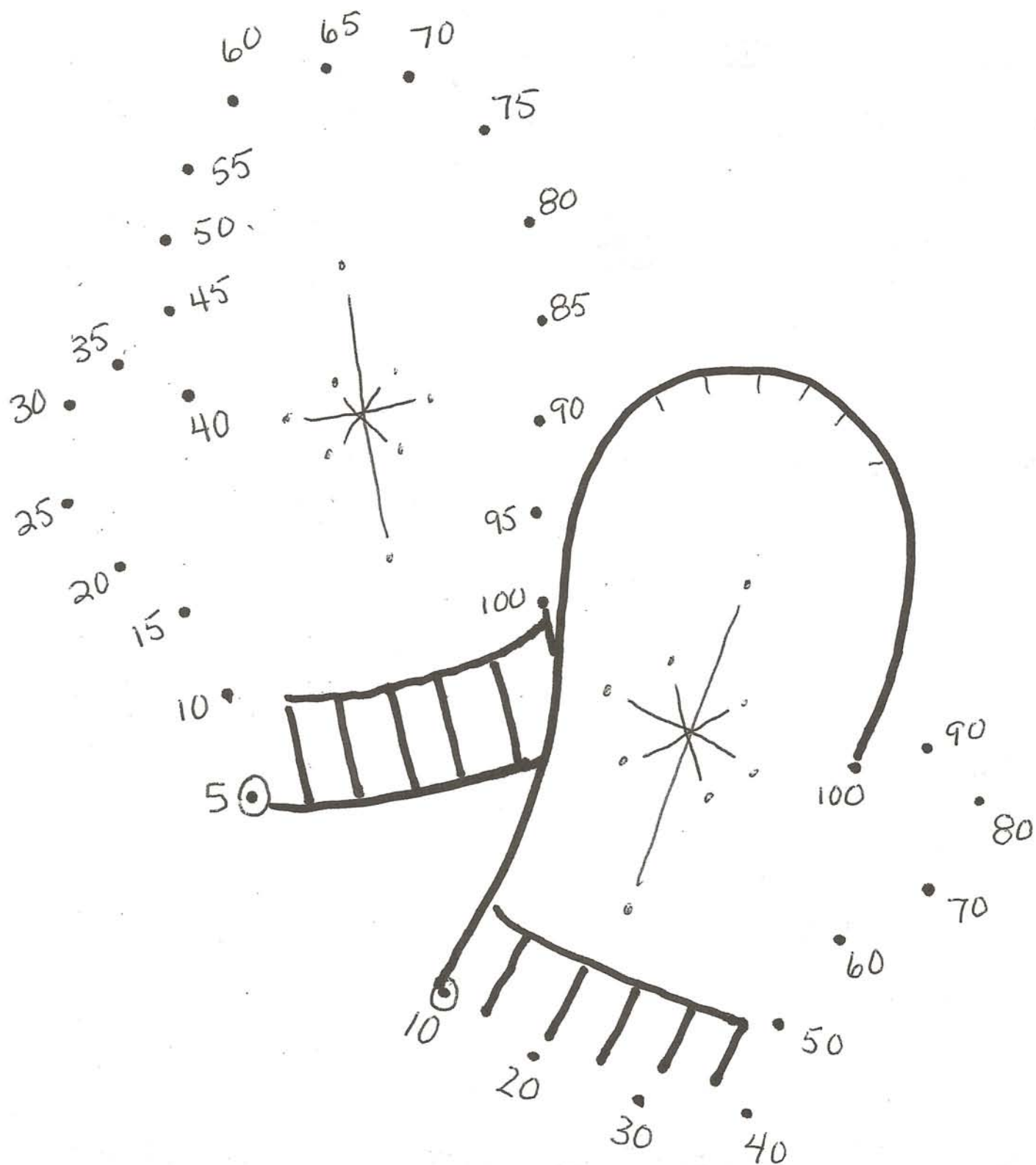




Bookmarks




Connect the dots. Count by 5's.



Count by 10's.



## Pinch & Poke



Trace

January

2012

Complete the pattern.






Bingo dot an ABAB pattern.


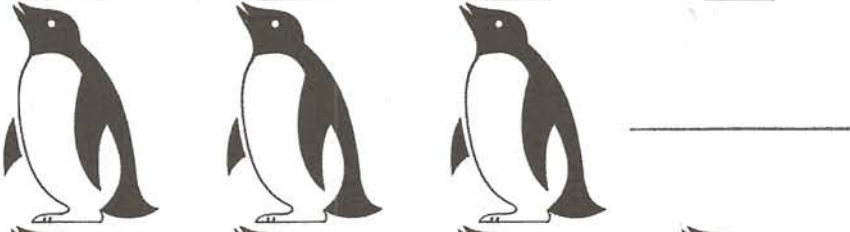





There is a "spy" in each row! Find them & zap them with an X.



Count how many penguins and write the number.



Add or subtract and write the answer.

    +    = \_\_\_\_\_

  +   = \_\_\_\_\_

   +    = \_\_\_\_\_

   +   = \_\_\_\_\_

    +     = \_\_\_\_\_

 +  = \_\_\_\_\_

  +  = \_\_\_\_\_

   -   = \_\_\_\_\_


    -   = \_\_\_\_\_

    -    = \_\_\_\_\_

      -   = \_\_\_\_\_



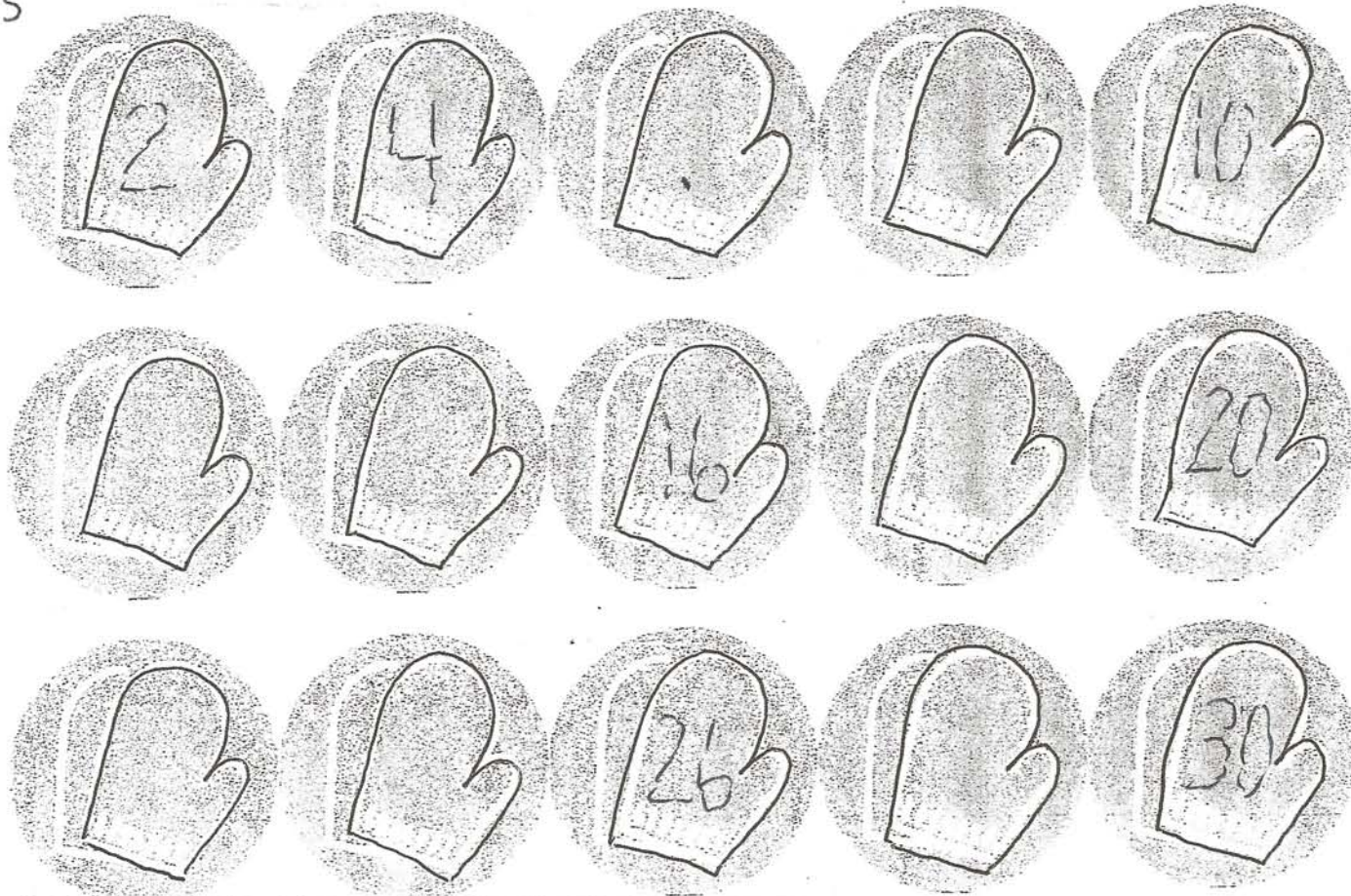
**Maze Craze** Get the lonely penguin to the rest of the penguins. There is more than one way. How many can you find?



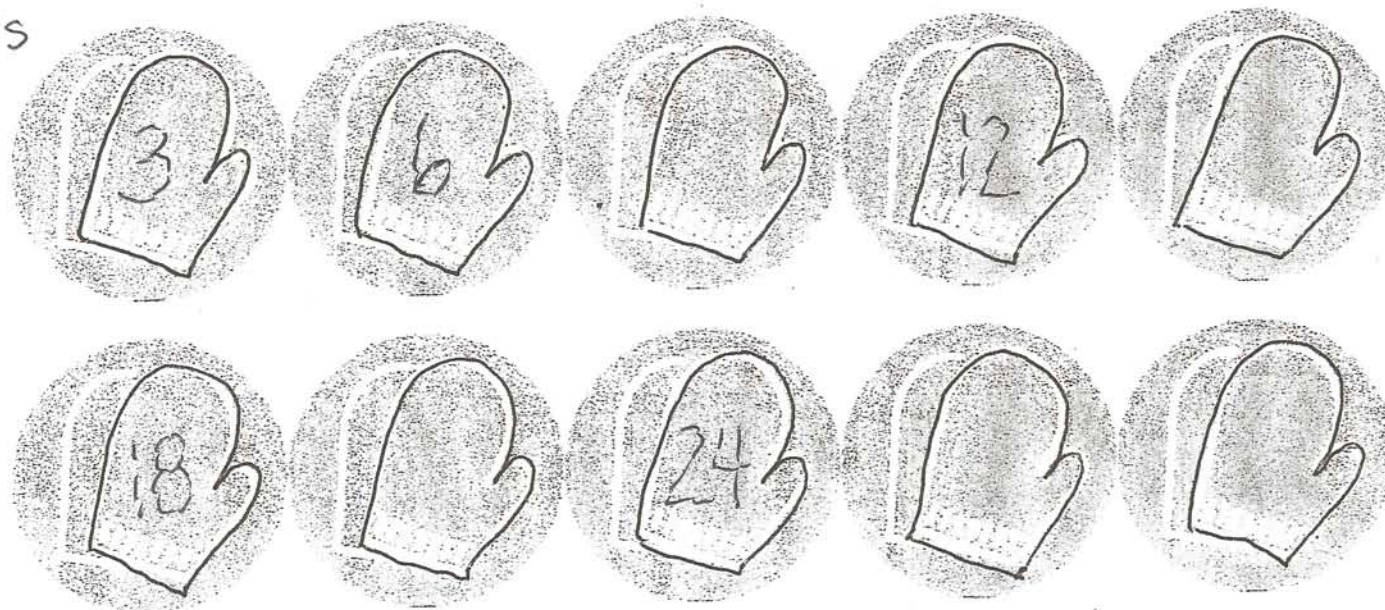
# What's Missing?

Fill in the missing numbers or letters.

2's



3's






# What's Missing?

Fill in the missing numbers or letters.

5's



1's










# What's Missing?

Fill in the missing numbers or letters.

10's



1's





# What's Missing?

Fill in the missing numbers or letters.





# What's Missing?

Fill in the missing numbers or letters.






# What's Missing?

Fill in the missing numbers or letters.















Slit













### Pencil Toppers

- Run them off on construction paper.
- Students cut them out.
- Slit the lines.
- Insert pencil.






Flashcards for Snowflake Alphabet 1

 Aa	 Bb
 Cc	 Dd
 Ee	 Ff
 Gg	 Hh
 Ii	 Jj

January Alphabet Snowflake flashcards





















 L l	 M m
 N n	 O o
 P p	 Q q
 R r	 S s
 T t	 U u

ABC snowflake flashcards for January

	
	
	My Itty Bitty Snowflake Alphabet Book
My Itty Bitty Snowflake Alphabet Book	My Itty Bitty Snowflake Alphabet Book
My Itty Bitty Snowflake Alphabet Book	My Itty Bitty Snowflake Alphabet Book










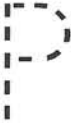












Flashcards for Snowflake alphabet uppercase

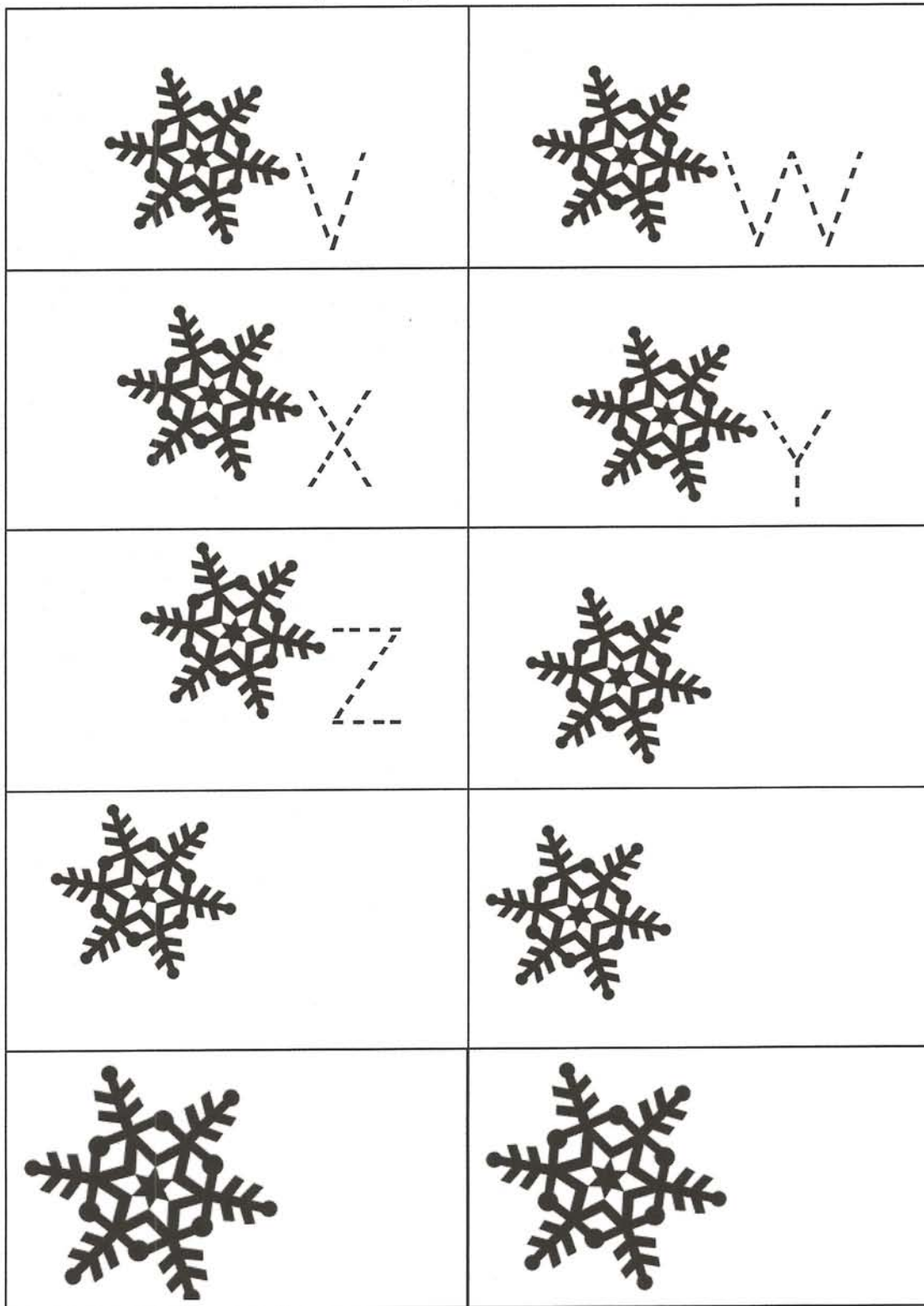
 	 
 	 
 	 
 	 
 	 



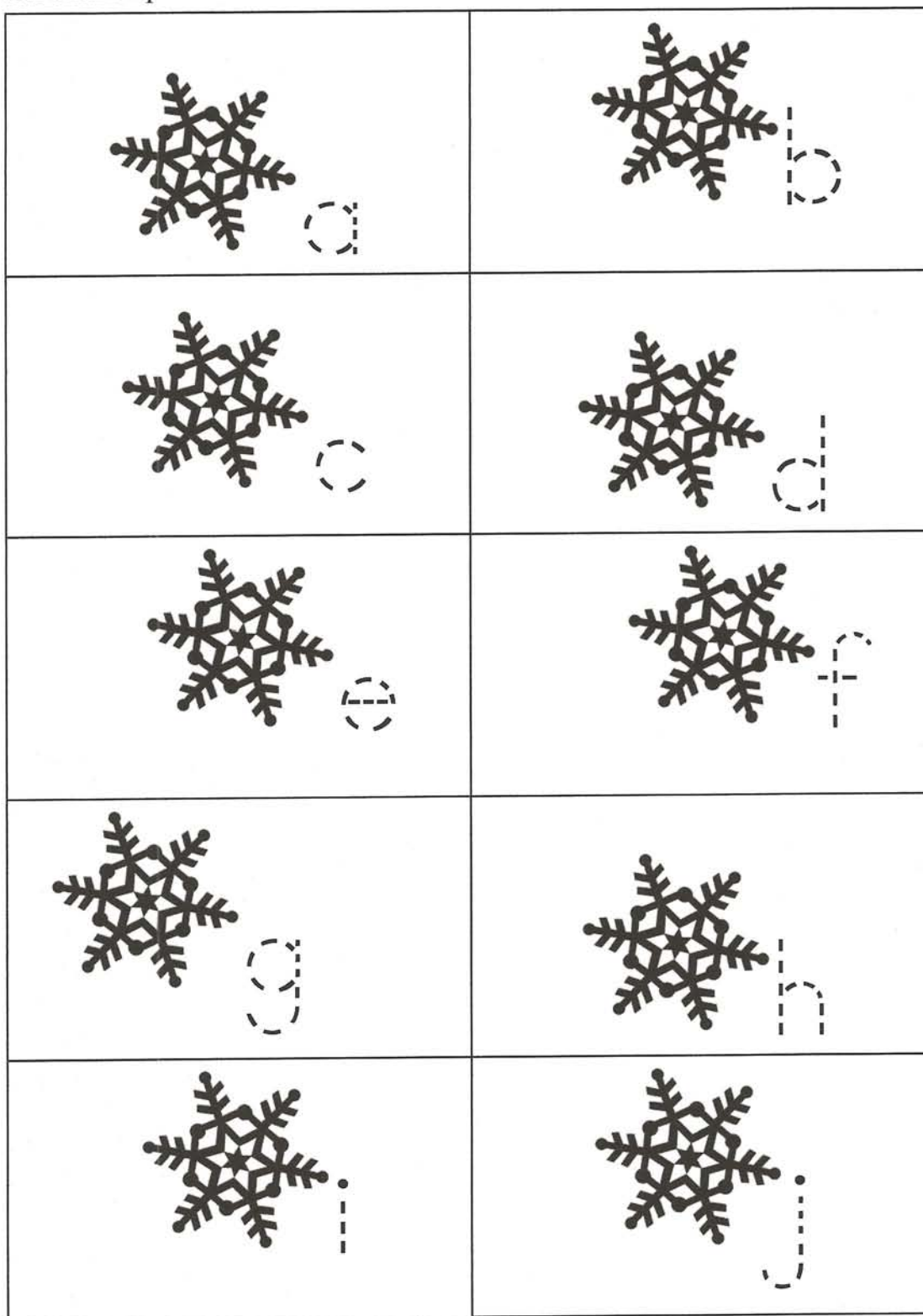
Flashcards for Snowflake uppercase alphabet 2





















Flashcards for Snowflake Alphabet uppercase 3




Snowflake alphabet 1 lowercase



Flashcards for Snowflake alphabet 2 lowercase

Flashcards for Snowflake Alphabet 3 lowercase

























Snowflake Counting covers

My Snowflake Counting Itty Bitty Booklet	My Snowflake Counting Itty Bitty Booklet
My Snowflake Counting Itty Bitty Booklet	My Snowflake Counting Itty Bitty Booklet
My Snowflake Counting Itty Bitty Booklet	My Snowflake Counting Itty Bitty Booklet
My Snowflake Counting Itty Bitty Booklet	My Snowflake Counting Itty Bitty Booklet
My Snowflake Counting Itty Bitty Booklet	My Snowflake Counting Itty Bitty Booklet











January Snowflake Counting Flashcards

 1	 2
 3	 4
 5	 6
 7	 8
 9	 10

Challenge word flashcards for snowflake number words











 one	 two
 three	 four
 five	 six
 seven	 eight
 nine	 ten

Flashcards for January counting by 5's











 5	 10
 15	 20
 25	 30
 35	 40
 45	 50













Challenge word flashcards for January by 5's -2<sup>nd</sup> set

 55	 60
 65	 70
 75	 80
 85	 90
 95	 100











Challenge word flashcards for January by 10's

 10	 20
 30	 40
 50	 60
 70	 80
 90	 100

Flashcards for Snowflake Counting by 2's a









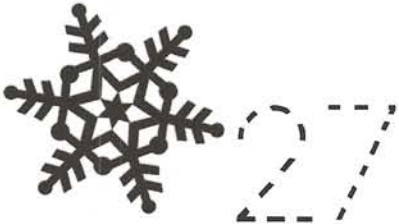

 2	 4
 6	 8
 10	 12
 14	 16
 18	 20

Flashcards for Snowflake Counting by 2's








 22	 24
 26	 28
 30	 32
 34	 36
 38	 40



Flashcards for Snowflake Counting by 3's

Challenge word flashcards for Snowflake shapes

 oval	 heart
 triangle	 rectangle
 square	 circle
shapes	snowflake
My Itty Bitty Book Of Shape Words	

Winter Words1

snow	sled
skating	skiing
toboggan	winter
cold	ice
shovel	snowman



Winter Words 2

hot chocolate	mittens
gloves	scarf
hat	boots
plow	icicle
frost	slide

Winter Words 3

snowmobile

slippery

ice

frozen

freeze

snowball

penguin

polar  
bear

arctic

igloo



## Mitten Art Project

©TeachWithMe.com

Practice LEFT & RIGHT with your students by making these keepsake mittens!

### Materials:

- Construction paper
- Scissors
- White paint if you decide to make palm prints
- Brush “ “

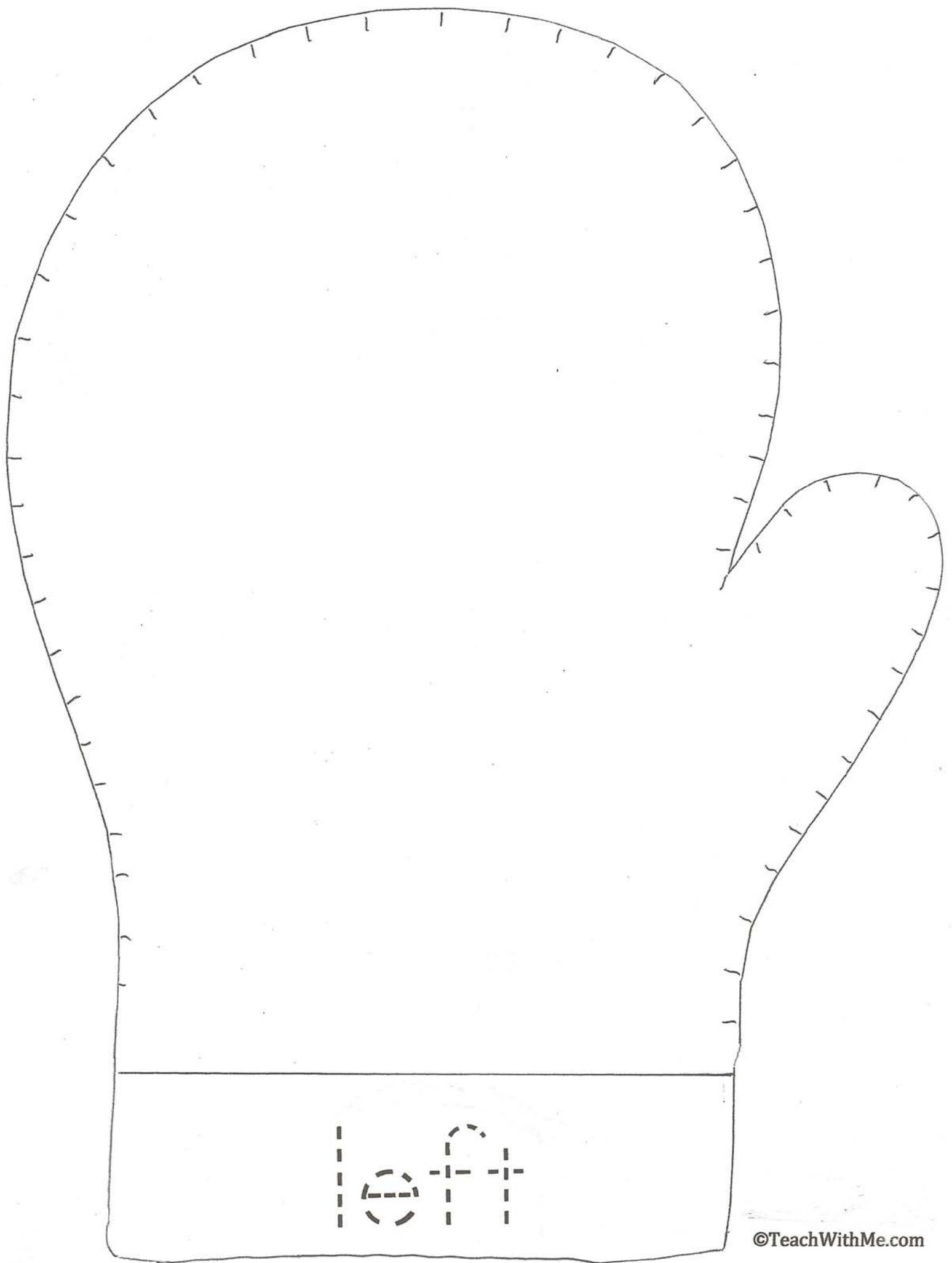
### Directions:

1. Run off the masters on a variety of colored paper.
2. Give students a choice.
3. Have students choose their mitten color and cut them out.
4. Students write their name on the back of their mittens.
5. Trace one hand on a folded sheet of white construction paper, and cut once. You'll have two sets.
6. Students glue their handprints to the correct mitten.
7. Make a sample set and post so they can see which mitten go which with handprints.
8. I tell them to match the “thumbs”.
9. OR...
10. Set up a one-on-one painting center and call students up to the table.
11. Paint each palm one at a time and press it to the correct mitten.
12. Set aside to dry.
13. Review a variety of spatial directions using the mittens, especially right and left.
14. You can display the mittens side-by-side, or punch a hole in the left hand corner and tie together with a strand of yarn or ribbon.
15. Hang up a clothesline and flip them over the line or using tiny clothespins pin the mittens on the rope.





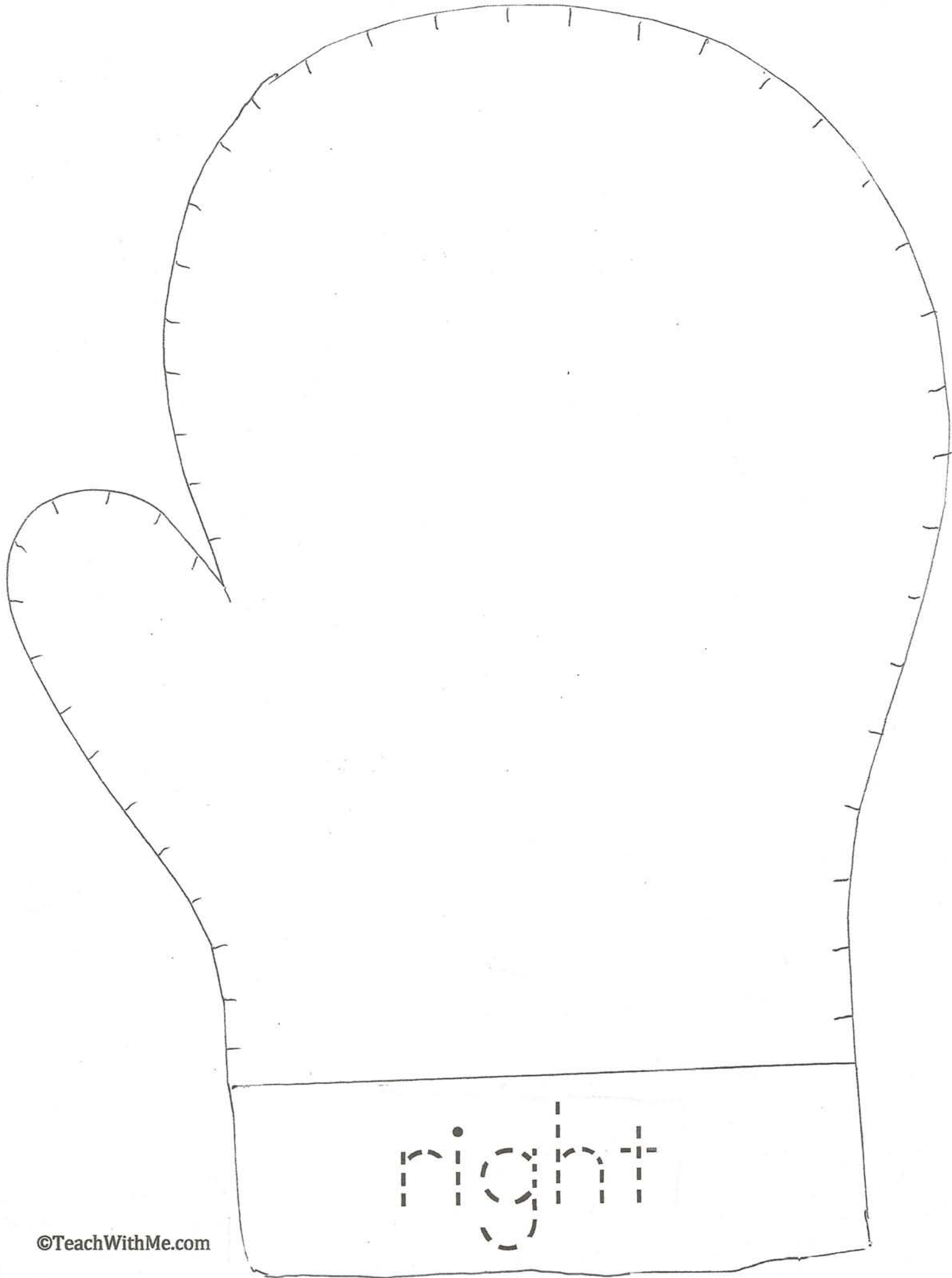
















right



The Shapes On

My Mittens


This Booklet Made

By

---

---

---

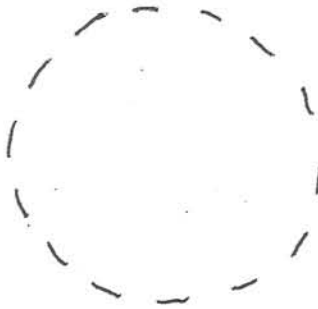




TRACE the sentence.

The mittens have  
circles on them.

WRITE the shape word.



Color the shapes inside the mittens.

TRACE the shape.


DRAW the shape.

The mittens have  
triangles on them.




The mittens have

squares on them.



The mittens have

rectangles on them.




The mittens have

ovals on them.



The mittens have

hearts on them.






My mittens have

on

them.



Challenge word flashcards for shapes

oval	heart
triangle	rectangle
square	circle
shapes	mittens
	My Itty Bitty Book Of Shape Words



Challenge word flashcards for The Shapes On My Mittens 2

the

have

on

them

made

my

this

booklet

by





## ABCDe-tective Sight-Word Smart Check List.



- by
- have
- on
- made
- my
- them
- this

There are also **9** challenge words: oval, heart, triangle, rectangle, square, circle, shapes, booklet & mittens. I CAN read this booklet. I KNOW these **16** words! Yay me!

# Congratulations!

---

has successfully read *The Shapes On My Mittens*  
Keep up the great work!



Teacher: \_\_\_\_\_

Date: \_\_\_\_\_





Fill in the shape words. Trace the shapes.  
Color the mittens DIFFERENT colors.

Look! Do you see a \_\_\_\_\_ on my mitten?

Look! Do you see a \_\_\_\_\_ on my mitten?

Look! Do you see an \_\_\_\_\_ on my mitten?


Look! Do you see a \_\_\_\_\_ on my mitten?

Look! Do you see a \_\_\_\_\_ on my mitten?

Look! Do you see a \_\_\_\_\_ on my mitten?







Name: \_\_\_\_\_

## Shape Words

Unscramble the words and write them on the line.

1. vloa \_\_\_\_\_
2. terah \_\_\_\_\_
3. nlrctieag \_\_\_\_\_
4. gtrlanece \_\_\_\_\_
5. sequra \_\_\_\_\_
6. irclec \_\_\_\_\_

circle  
rectangle  
oval  
square  
triangle  
heart



## Would you rather wear mittens or gloves?




gloves

[illegible]









# Congratulations!

---

has done Brrrr-illiant work this week!  
*You are "snow" smart! I'm singing your praises!*



Teacher: \_\_\_\_\_ Date: \_\_\_\_\_