

Wonderful Winter Work



©TeachWithMe.com

How much do these mittens cost?

Count the pennies and write the amount. If you can convert the pennies to a nickel or dime, do so. i.e. 5 pennies = a nickel, 10 pennies = a dime.



How much do these mittens cost?

Count the pennies and write the amount. If you can convert the pennies to a nickel or dime, do so. i.e. 5 pennies = a nickel, 10 pennies = a dime.


Answer
Key



.5¢ =



.10¢ =



.7¢ =



+

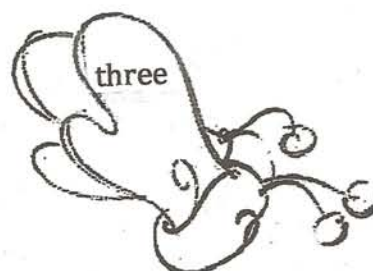
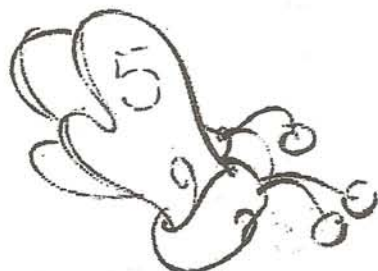
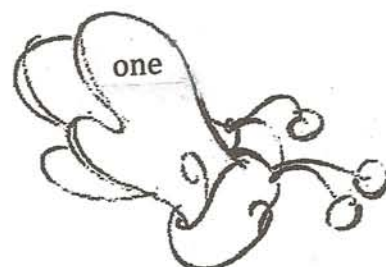

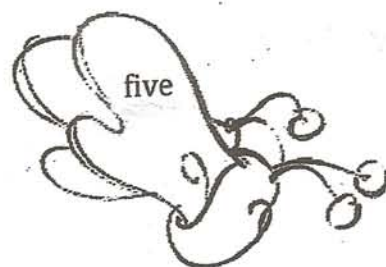

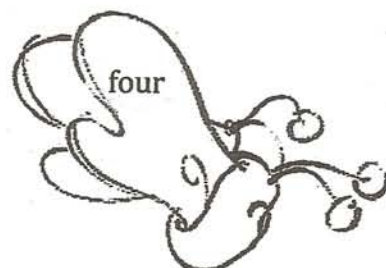

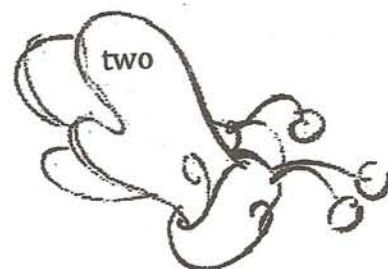



.15¢ =

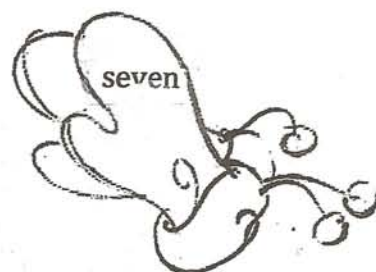
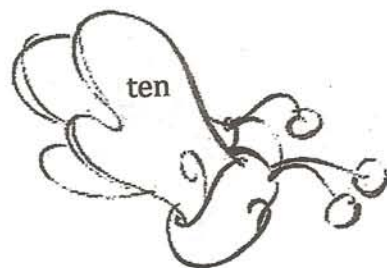
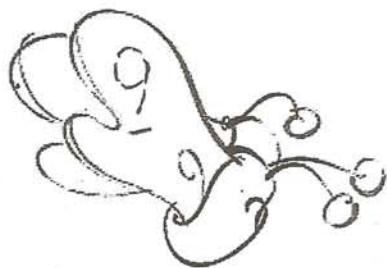
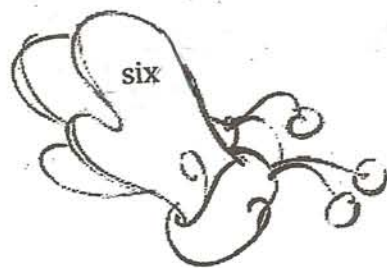
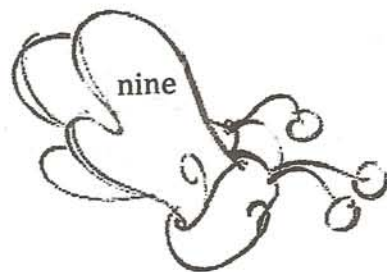
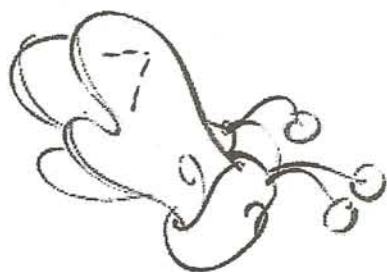
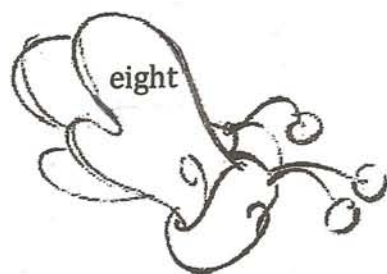



.4¢

Match the numbered mittens to the number word mittens. Use a DIFFERENT color for each one.



Match the numbered mittens to the number word mittens. Use a DIFFERENT color for each one.



Number Word Crossword Puzzle


Directions:

Count the snowflakes for each clue.

Write the word in the puzzle.

Across


1.



2.




3.



4.



5.



Down

1.



2.



3.



4.



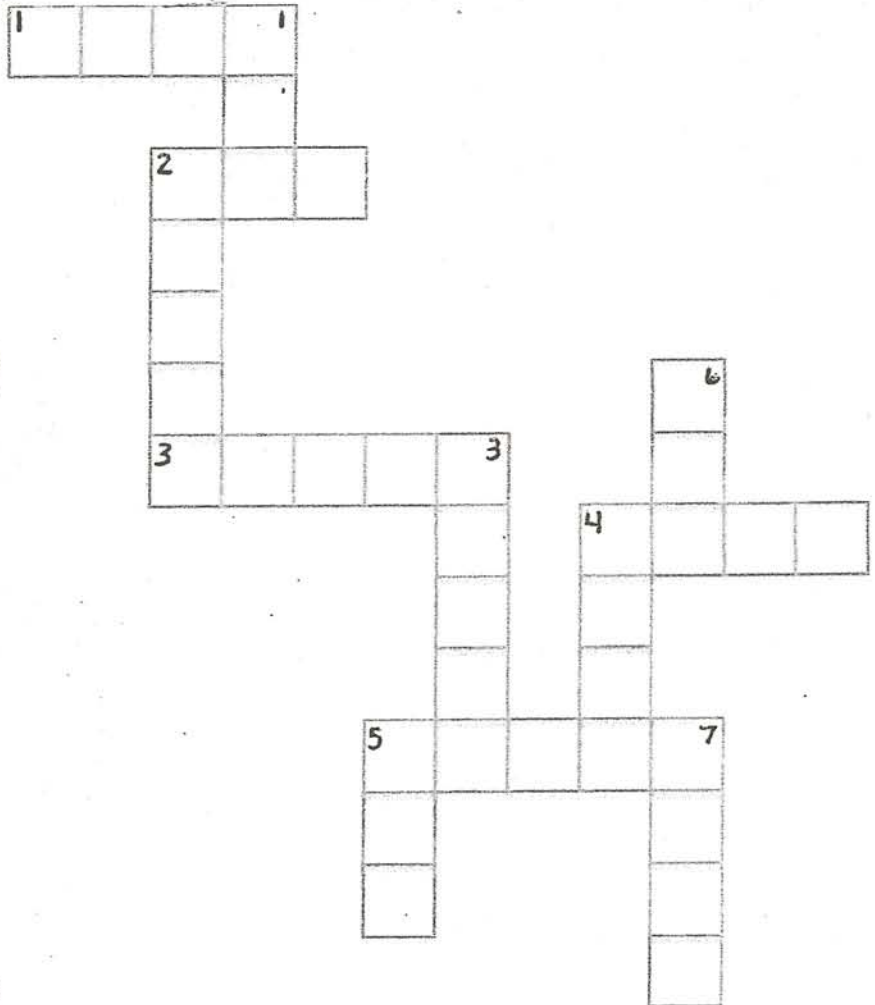
5.



6.



7.



Number Word Crossword Puzzle

answer Key


Directions:

Count the snowflakes for each clue.

Write the word in the puzzle.

Across

1.



2.




3.



4.



5.



Down

1.



2.



3.



4.




5.



6.



7.



zero

n

ten

h

r

e

eight

h

r

e

seven

i

x

+

w

four

i


v

i



n

e

Spin To Win!


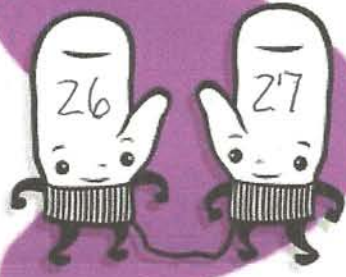
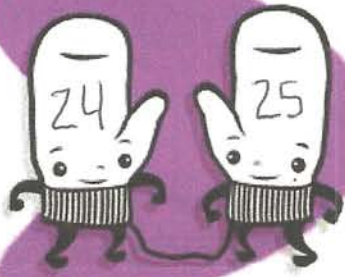





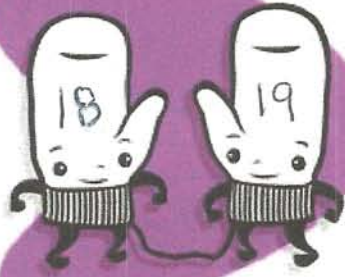

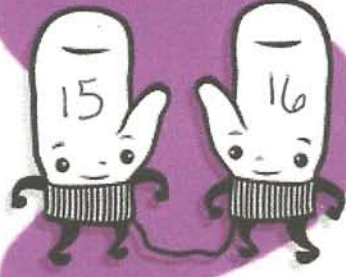
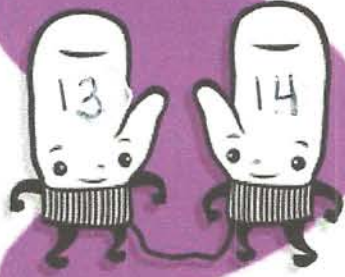

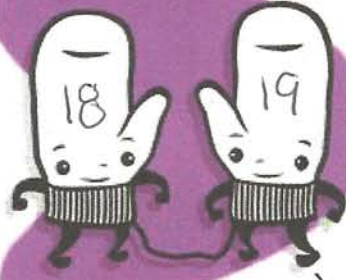
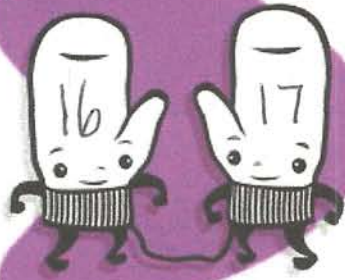


Bigger numbers don't have to be tough! Spin the spinner and have some fun! Whatever number you spin write the next 6 numbers on the mittens. Then it's your partner's turn. Play until you fill up the page. If you've already spun that number, your partner gets to go and you skip your turn. The first one done, is the winner.

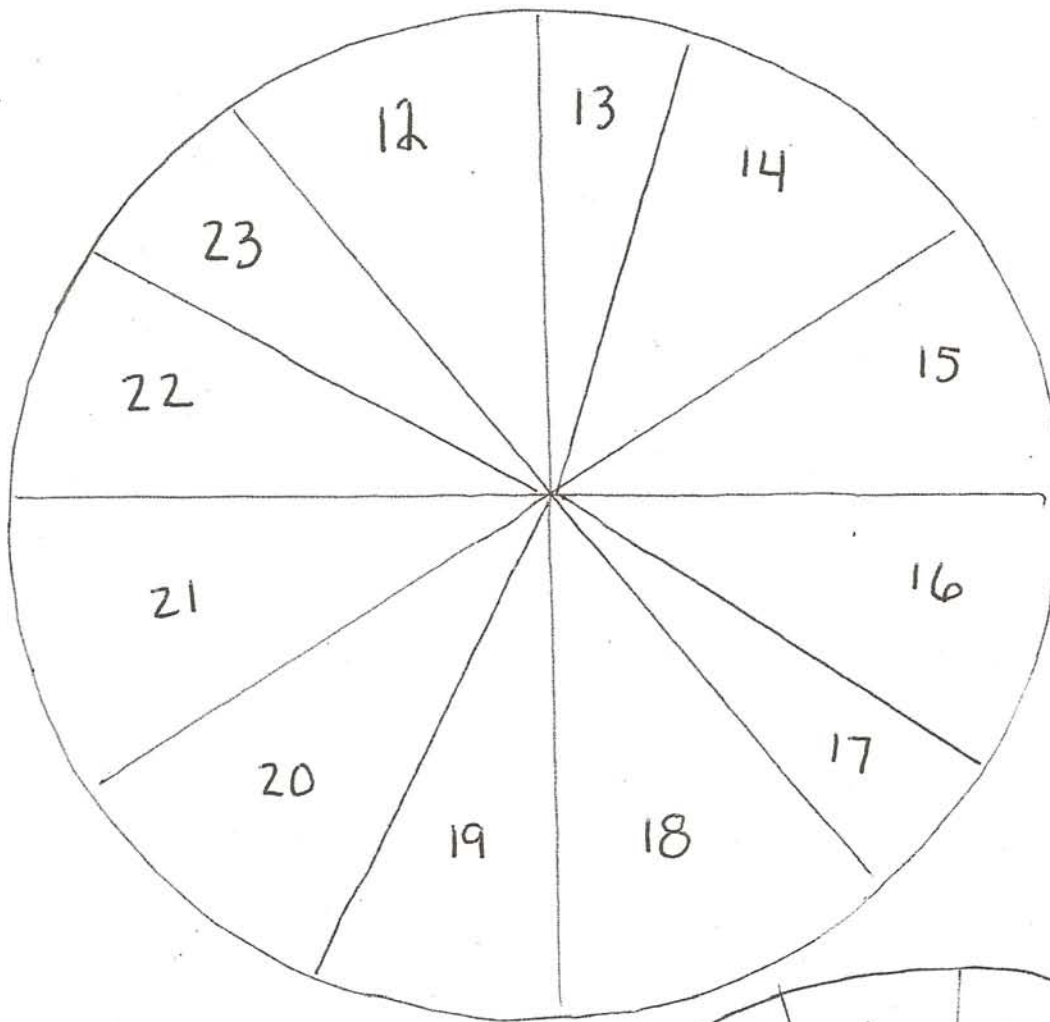


Diane

Spin To Win!



Bigger numbers don't have to be tough! Spin the spinner and have some fun! Whatever number you spin write the next 6 numbers on the mittens. Then it's your partner's turn. Play until you fill up the page. If you've already spun that number, your partner gets to go and you skip your turn. The first one done, is the winner.



Run off spinners circles on construction paper.

Laminate & cut out.

Poke a hole in the middle.

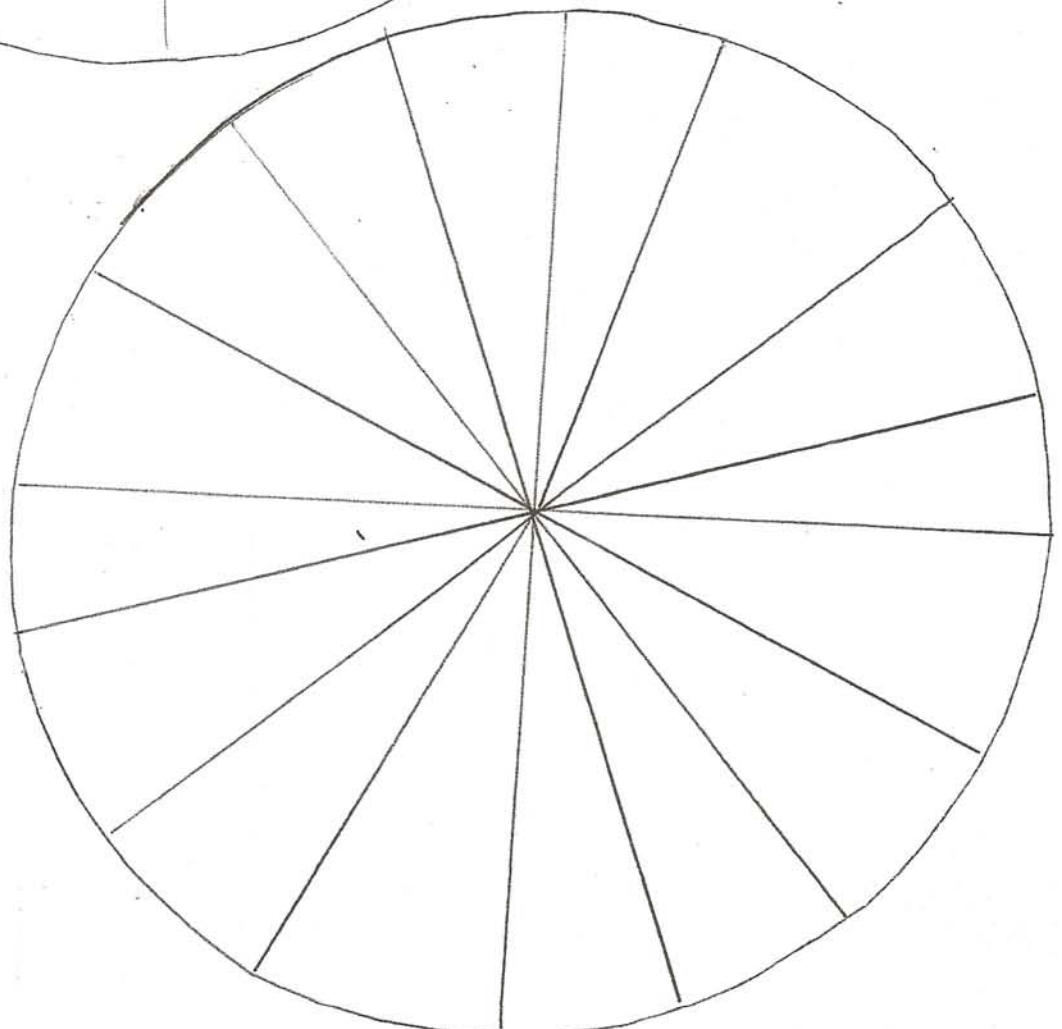
Put a brass brad in the center & attach a paperclip

for a spinner.


Use the blank circle to fill in any other numbers you

want your students to work on.

Students take turns spinning & filling in the next 4 #'s on their mitten sheets.











Count and write how many.



Count and write how many



Count and write how many.





Student Survey



Take a survey of your classmates. Tally the results, and then add them up to discover which is the most and least favorite numbers.

Numbers are "snow" special! What is your favorite?

Favorite #		Tally Marks	Totals:
zero	0		
one	1		
two	2		
three	3		
four	4		
five	5		
six	6		
seven	7		
eight	8		
nine	9		
ten	10		







Complete the pattern.








Graph how many different kinds of snowflakes. Mark X's in the boxes.
Use a different color for each one.



			
Total	Total	Total	Total

Graph how many different kinds of snowflakes. Mark X's in the boxes.
Use a different color for each one.




			
X			
X		X	
X	X	X	
X	X	X	X
X	X	X	X
Total	Total	Total	Total
5	3	4	2



Graphing Time

What is your favorite number?

[illegible]







Graphing Time

What is your least favorite number?

[illegible]



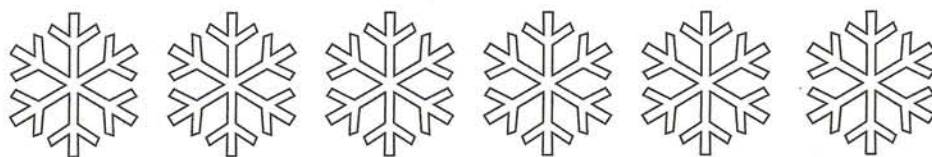


Wonderful Winter Work!

Find the Number Words in the word find below. Be Brrr-illiant!

zero one two three four five six seven eight nine ten

ahneabtwncontonemkithjkh
twokioehuytgcbmnjvoglmnbl
uehzbeybeeewzththreemnj
thfourfiixnvbutjkopfoulkjiec
hfifhgytterwfivejghitmnkjnb
bcvcvsdrwsixyphsevennjigues
eightnhguenlozernineigllrtf
guhefotwonlninetemnzevgfdr
xcvtenabhihyruwtfsdxazkuytsz
wlasxeonbvhytrgfdsewqazzero



Wonderful Winter Work!

Find the Number Words in the word find below. Be Brrr-illiant!

ahneabtwnc~~on~~emkithjkh
twokioehuytgcbmnjvogl~~mn~~bl
uehzbeybeeewzth~~three~~mnjk
th~~four~~fiixnvbutjkopfou~~lk~~jiecb
hfifhgytterw~~five~~jghit~~mn~~lkjnb
bcvcvsdrw~~six~~yph~~seven~~njiguesj
~~eight~~nhguenlozernineigl~~rt~~fd
guhefotwon~~nine~~temnzevgfdr
xcv~~ten~~abhihyruwtf~~sdx~~azkuytsz
wlasxeonbvhytrgfdsewqaz~~zero~~

Key *



Brrr it's cold outside. The days of the week are abbreviated. They need their full set of "clothing" to get warm! Match up their abbreviations with their full length "coats"! On your mark, get set, cold!

Wonderful Winter Work! You're Brrrr-illiant!

Sun.

Mon.

Tues.


Wed.

Thurs.

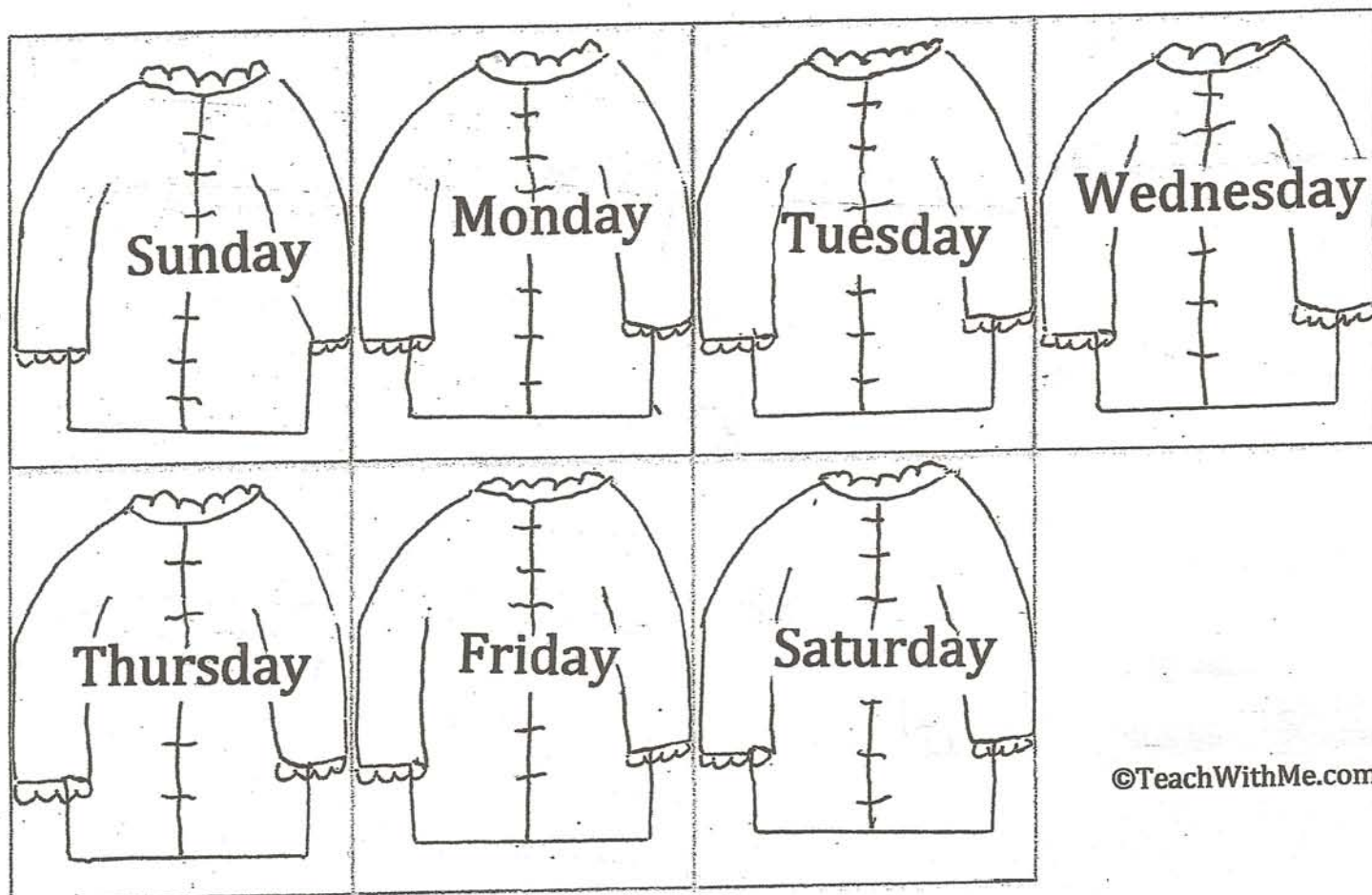
Fri.

Sat.





©TeachWithMe.com



©TeachWithMe.com



Brrr it's cold outside. The months are abbreviated. They need their full set of "clothing" to get warm! Match up their abbreviations with their full length "coats"! On your mark, get set, cold!

Wonderful Winter Work! You're Brrrr-illiant!

Aug.

Sept.

Oct.


Nov.

Dec.


Jan.

Feb.















©TeachWithMe.com



©TeachWithMe.com

Number words. Fill in the missing letters to complete the word cards.

 o _ e	 _ w _
 t _ re _	 f _ u _
 f _ v _	 s _ x
 s _ v _ n	 _ igh _
 n _ n _	 t _ n



Let's Count By 2's!

- Mittens come in PAIRS.
- CIRCLE the pairs of mittens above.
- We have _____ students in our class.
- How many total mittens do we have? _____
- How many PAIRS of mittens is that? _____
- Make TALLY marks for how many mittens we have.



Counting by 2's: TRACE the numbers as you count out loud!

2 4 6 8 10

12 14 16 18

20 22 24 26

28 30 32 34

36 38 40





Counting by 2's: TRACE the numbers as you count out loud!
Fill in the missing numbers

2 _ 6 _ 10

12 _ 16 _

20 _ 24 _

28 _ 32 34

36 38 40





Counting by 2's: TRACE the numbers as you count out loud!
Fill in the missing numbers

— 6 — 10 — 14
— 18 — 22 —
26 — 30 32
34 36 38 40





Wonderful Winter Work!

TRACE then WRITE the numbers and number words.

1
1 2
one

1 2
two

1 2
three

1 2 3
four

1 2 3
five

1 2
six

7 s e v e n

8 e i g h t

9 n i n e

10 t e n





Wonderful Winter Work!

TRACE then WRITE the numbers and number words.

1 one

2 two

3 three

4 four

5 five

6 six

7 seven

8 eight

9 nine

10 ten





Wonderful Winter Work!

Match the number to the word. Use a different color for each one. TRACE the numbers and words.

1

2

3

4

5

6

7

8

9

10

five

two

seven

nine

six

three

four

eight

ten

one



Wonderful Winter Work!

TRACE the numbers. Find the correct spelling and CIRCLE it. WRITE the word.

1

won
one
wun

=====

2

to
too
two

=====

3

thre
three
tree

=====

4

for
four
fore

=====

5

fiv
five
fiev

=====

6

sik
siks
six

=====

7

seven
sevin
seevin

=====

8

ate
eight
eate

=====

9

nin
nine
nien

=====

10

teen
tene
ten

=====



Speed Words!

How many words can you make out of **s-n-o-w-m-a-n**? Ready. Set. "Snow"!

- 1.
- 2.
- 3.
- 4.
- 5.
- 6.
- 7.
- 8.
- 9.
- 10.
- 11.
- 12.
- 13.
- 14.
- 15.
- 16.
- 17.
- 18.
- 19.
- 20.



Speed Words!

How many words can you make out of **s-n-o-w-f-l-a-k-e-s**? Ready. Set. "Snow"!

1.

2.

3.

4.

5.

6.

7.

8.

9.

10.

11.

12.

13.

14.

15.

16.

17.

18.

19.

20.



Speed Words!

How many words can you make out of **m-i-t-t-e-n-s**? Ready. Set. "Snow"!

- 1.
- 2.
- 3.
- 4.
- 5.
- 6.
- 7.
- 8.
- 9.
- 10.
- 11.
- 12.
- 13.
- 14.
- 15.
- 16.
- 17.
- 18.
- 19.
- 20.





Speed Words!

How many words can you make out of **p-e-n-g-u-i-n-s**? Ready. Set. "Snow"!


- 1.
- 2.
- 3.
- 4.
- 5.
- 6.
- 7.
- 8.
- 9.
- 10.
- 11.
- 12.
- 13.
- 14.
- 15.
- 16.
- 17.
- 18.
- 19.
- 20.

What comes next? Fill in the numbers or letters.

10's




1's




What comes next? Fill in the numbers or letters.

5's



1's




What comes next? Fill in the numbers & letters.

uppercase

A		C		E	
G		I		K	
M		O		Q	
S			V		X
	Z	#15	1	2	3
	6		8		10
11			14		

What comes next? Fill in the numbers & letters.





lowercase




#5



What comes next? Fill in the numbers or letters.



What comes next? Fill in the numbers or letters.





Congratulations!

**Has done
Wonderful Winter Work**



Teacher: _____

Date: _____

