




*Happy 100 Day!*  
*Counting Mat*





# Happy 100 Day!

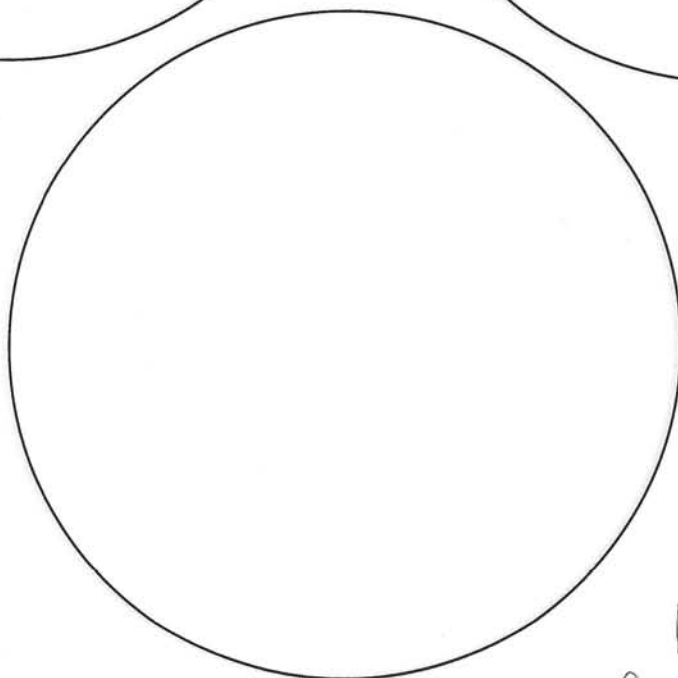




## Counting Mat

# Happy 100 Day!

## Counting Mat

- Print off a class set of "counting mat" labels.
- Cut out
- Glue to the middle of large royal blue construction paper.
- Run off circle template on a variety of colored construction paper.
- Cut out multi-colored circles.
- Glue one of each color to the blue mat.
- Laminate mats so that you can reuse them each year.
- Students sort & count 10 things & put them in the 10 circles for 100 items.
- Count the circles by 10's.

©TeachWithMe.com



Run off on a  
variety of colors.