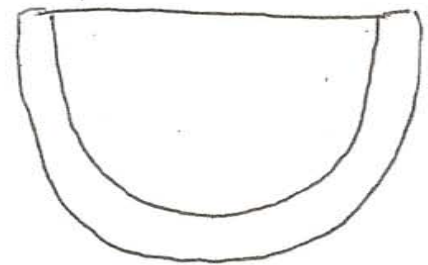

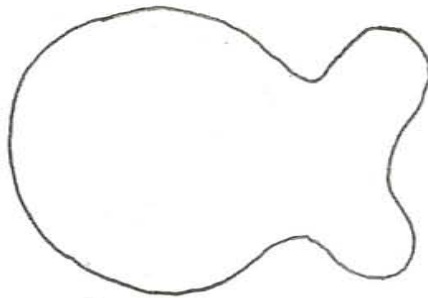
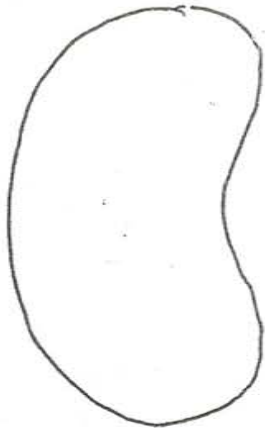




My Monthly Senses Writing Prompts





My Monthly Senses Writing Prompts

©TeachWithMe.com

Directions:

1. Students write their name above the monthly sense title in possessive form. i.e., *Diane's September Senses*.
2. They put a title on the bottom such as *My apple, My candy corn*, etc.
3. Students color the "thing" of the month.
4. Teacher reviews what the 5 senses are.
5. Students examine the "thing" of the month using all of their senses. Looking at it with their eyes, smelling it with their nose, feeling it with their fingers, tasting it, and listening (with their ears) to the sounds it makes in their mouth or as they examine it.
6. Teacher brainstorms with the children and asks them to use describing words (adjectives) for each one of the senses.
7. Teacher writes them on the board.
8. Students copy the ones that they feel are appropriate for them on their papers.
9. You can leave the writing at this, or you can have them turn their paper over, choose a describing word from each category and write a complete sentence. i.e., *My apple looks shiny. My apple sounds crunchy when I take a bite and chew it. My apple smells spicy. My apple tastes sour. My apple feels smooth and hard.*
10. Collect students' papers and keep them in a folder. At the end of the year have students color a cover, bind their work so they have a nice keepsake booklet of their writing for the entire year. You should be able to see improvement as the months go by. This is a nice thing to show parents during conferences, and a great alternative to portfolios.

**looks
(see)**

red
green
yellow
white
brown

Seeds
shiny
stem
leaf



**sounds
(hear)**

crunch
munch

Diane's
September Senses

smells

sweet
flowery
spicy

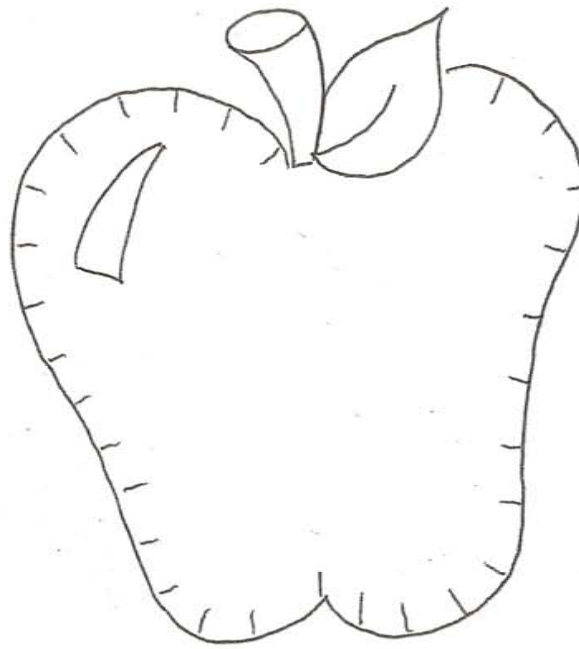
tastes

Juicy
sweet
tart
sour
tangy

**feels
(touch)**

cool
hard
smooth
wet

**looks
(see)**



**sounds
(hear)**

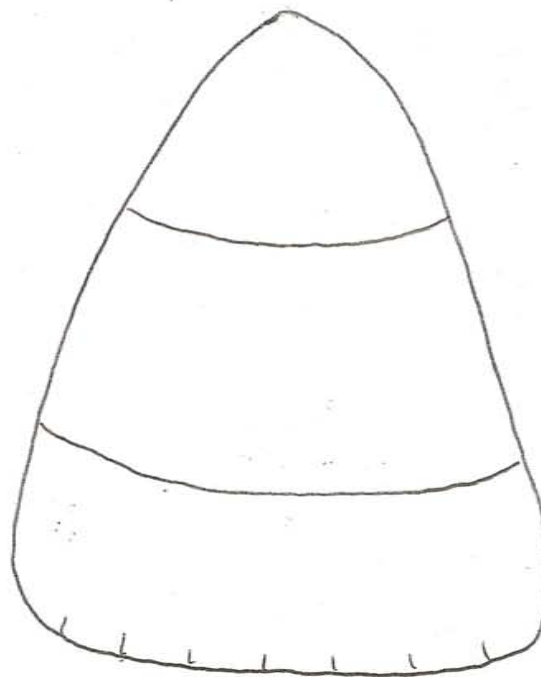
September Senses

smells

tastes

**feels
(touch)**

**looks
(see)**



**sounds
(hear)**

October Senses

smells

tastes

**feels
(touch)**

**looks
(see)**

popcorn

**sounds
(hear)**

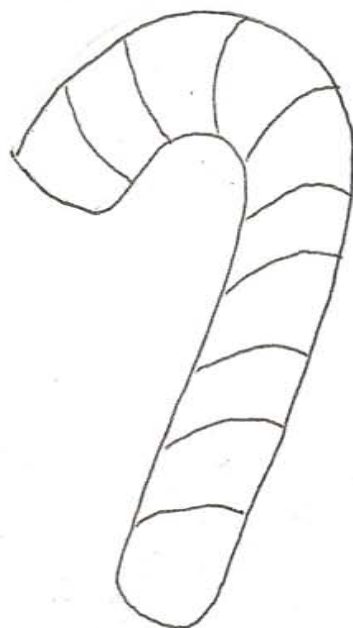
November Senses

smells

tastes

**feels
(touch)**

**looks
(see)**



**sounds
(hear)**

December Senses

smells

tastes

**feels
(touch)**

**looks
(see)**



**sounds
(hear)**

January Senses

smells

tastes

**feels
(touch)**

**looks
(see)**

**sounds
(hear)**

HUG
ME

February Senses

smells

tastes

**feels
(touch)**

**looks
(see)**

jellybean

**sounds
(hear)**

April Senses

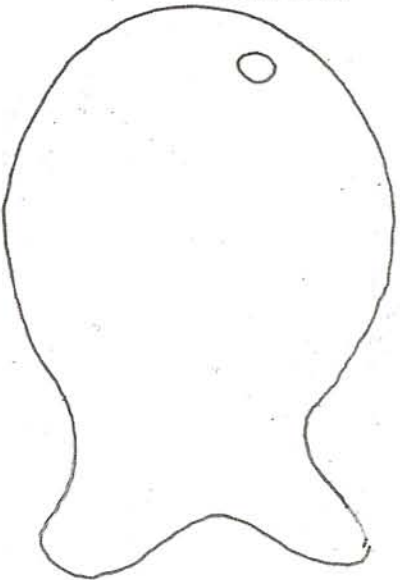
smells

tastes

**feels
(touch)**

**looks
(see)**

**Goldfish cracker.
The sun is shining!**



**sounds
(hear)**

May Senses

smells

tastes

**feels
(touch)**

**looks
(see)**

**sounds
(hear)**

Smartie Candy!
You've learned a lot!
School's almost over.

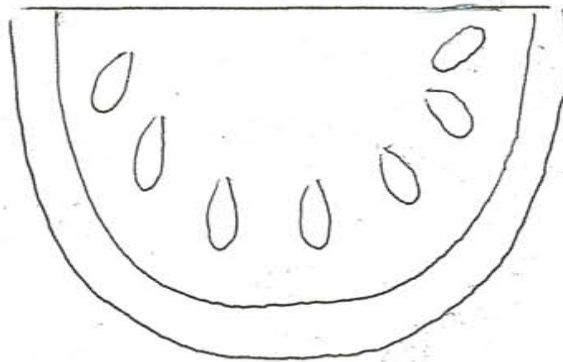
June Senses

smells

tastes

**feels
(touch)**

**looks
(see)**



**sounds
(hear)**

July - August Senses

smells

tastes

**feels
(touch)**

**looks
(see)**

**sounds
(hear)**


smells

tastes

**feels
(touch)**

Congratulations

really uses their senses to write!



Teacher: _____

Date: _____

blank flashcards for My Senses Covers

My Senses Itty Bitty Word Card Booklet	My Senses Itty Bitty Word Card Booklet
My Senses Itty Bitty Word Card Booklet	My Senses Itty Bitty Word Card Booklet
My Senses Itty Bitty Word Card Booklet	My Senses Itty Bitty Word Card Booklet
My Senses Itty Bitty Word Card Booklet	My Senses Itty Bitty Word Card Booklet
My Senses Itty Bitty Word Card Booklet	My Senses Itty Bitty Word Card Booklet

Challenge word flashcards for the 5 senses

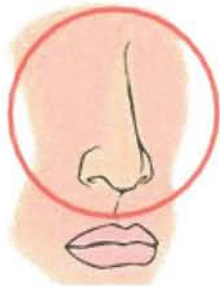
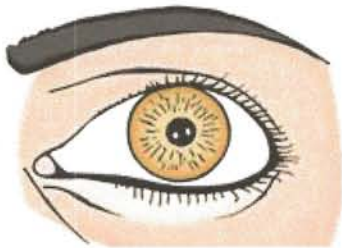
see

touch

hear

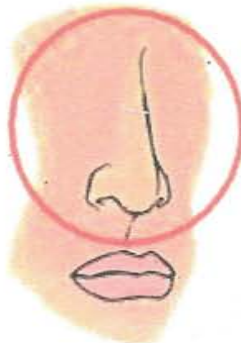
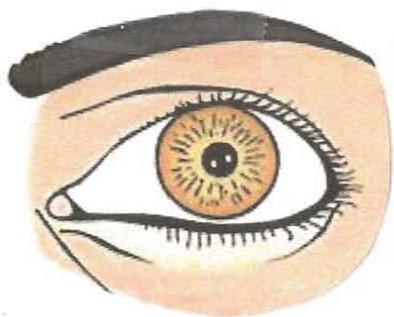
smell

taste



Congratulations

Can identify their 5 senses!



Teacher: _____ Date: _____