

More Fun With Candy Hearts!




©TeachWithMe.com



Estimation Guess-timation

How many hearts do you think will go AROUND this heart?

Guess: _____ **Actual Number:** _____



How many inches long do you think that will be?

Guess: _____ **Actual Number:** _____




Estimation Guess-timation

How many hearts do you think will fill these hearts?

1. **Guess:** _____ **Actual number:** _____



2. **Guess:** _____ **Actual number:** _____

3. **Guess:** _____ **Actual number:** _____






2. **Medium**

1. **Small**



3. **Large**



Patterning With Conversation Hearts



- COLOR the conversation hearts the appropriate color.
- Each one is worth that amount of money.
- Count up how many candy hearts of each color you have.
- Put tally marks next to them.
- Figure out how much money you have for each color. Write it down.
- Figure out the total amount of money you have for all of your candy hearts.

♥ pink: 1 penny

♥ orange: 2 pennies

♥ yellow: 3 pennies

♥ green: 1 nickel

♥ blue: 1 dime

♥ purple: 1 quarter

Total: _____



Grab a handful of candy hearts. Make tally marks for each color. Add up the points for each color. Add up the total number of points for all of your candy hearts.

How many equations can you come up with to solve this problem?

Are you counting by 2's, 3's and 5's?

♡ pink hearts are worth 2

♡ orange hearts are worth 3

♡ yellow hearts are worth 4

♡ green hearts are worth 5

♡ blue hearts are worth 6

♡ purple hearts are worth 7

Total: _____

Cut out the CVC candy hearts. Sort them into their word families.
Alphabetize each family.







Look at the words on your candy hearts. You have 5 minutes to make up as many sentences as you can think of using the words on your candy hearts. Try and use more than one of the words in each of your sentences.

1.

2.

3.

4.

5.

6.

7.

8.

9.

10

Let's Count!

Counting
By 1's

0 1 2 3
4 5 6
7 8 9
10

Counting
By
2's

2 4 6 8
10 12 14
16 18 20
22 24

Counting
By 3's

3 6 9 12
18 21 24
27 30
33

Counting
By
5's

55 60 65
70 75 80
85 90 95
100








5 10 15
20 25 30
35 40 45
50

Counting
By
10's

10 20 30
40 50 60
70 80 90
100



What comes next? Fill in the missing numbers or letters.

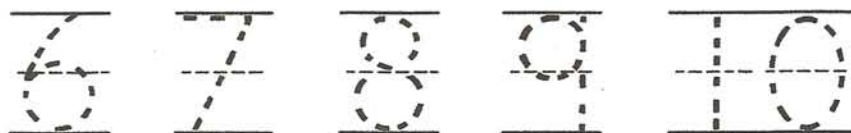


Let's Count!



Count by 1's
TRACE and then WRITE the numbers.





Let's Count!

Counting
By
2's

2 4 6 8
10 12 14
16 18 20
22 24

Count by 2's
TRACE and then WRITE the numbers.

2 4 6 8 10 12

14 16 18 20 22

24 26 28 30

Let's Count!



Count by 3s
TRACE and then WRITE the numbers.

3 6 9 12 15

18 21 24 27

30 33

Let's Count!

Counting
By
5's

5 10 15
20 25 30
35 40 45
50

55 60 65
70 75 80
85 90 95
100

5 10 15 20 25

30 35 40 45 50

55 60 65 70 75

85 90 95 100

Let's Count!

Counting
By
10's

10 20 30
40 50 60
70 80 90
100

Count by 10's
TRACE and then WRITE the numbers.

10 20 30 40

50 60 70 80

90 100



Count by 1's
TRACE and then WRITE the numbers.

0

1

2

3

4

5

6

7

8

9

10



Count by 2's
TRACE and then WRITE the numbers.

2 4 6 8 10 12

14 16 18 20 22

24 26 28 30



Count by 3s
TRACE and then WRITE the numbers.

3 6 9 12 15

18 21 24 27

30 33



Count by 5's
TRACE and then WRITE the numbers.

5 10 15 20 25

30 35 40 45 50

55 60 65 70 75

85 90 95 100



Count by 10's
TRACE and then WRITE the numbers.

10

20

30

40

50

60

70

80

90

100



Count by 2's

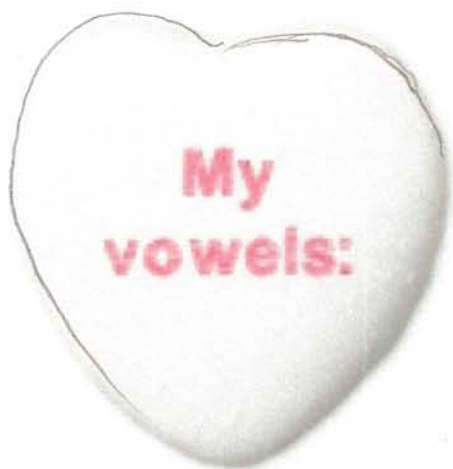




Count by 3's



Counting By 10's To 100













Lowercase
Letters

a

b

c

d

e

f

g

h

i

j

k

l

m

n

o

p

q

r

s



congratulations!
you rule!



Has done a great job on our candy heart lessons!

Teacher: _____ Date: _____