



Who Leaped Away
With The Shapes
Today?

Diane

©TeachWithMe.com



Squirrel took the square.

square

square



Orangutan took the oval.

oval

oval



Cow took the circle.

circle

circle



Toad took the triangle.

triangle


triangle



Horse took the heart.

heart

heart



Rabbit took the rectangle.

rectangle

rectangle



Stop! Said the owl.
Only ONE has stolen the shapes
away in the classroom today.
Whooooooo do you think it is?
CIRCLE one.

The cow, squirrel, horse, toad,
rabbit, orangutan.



Whooo
has taken the shapes
away today?
Your teacher

Mrs. Henderson

(S)he wanted you to have a
fun game to play!





Who Leaped Away
With The Shapes
Today?

©TeachWithMe.com



Squirrel took the square.

square


3



Orangutan took the oval.

oval

4



Horse took the heart.

heart

5



Toad took the triangle.

triangle

6



Cow took the circle.

circle

7



Rabbit took the rectangle.

rectangle

8



Stop! Said the owl.

Only ONE has stolen the shapes
away in the classroom today.

Whooooooooo do you think it is?

CIRCLE one.

The cow, squirrel, horse, toad,
rabbit, orangutan.



Whooo
has taken the shapes
away today?
Your teacher

(S)he wanted you to have a
fun game to play!

9

9



Whooo
has taken the shapes
away today?
Your teacher

(S)he wanted you to have a
fun game to play!



Whooo
has taken the shapes
away today?
Your teacher

(S)he wanted you to have a
fun game to play!

9

9



Whooo
has taken the shapes
away today?
Your teacher

(S)he wanted you to have a
fun game to play!



Orangutan openly ousted the oval.





Tree Toad traipsed off with the triangle.



Squirrel silently stole the square.


Horse happily hopped over the hay with the heart.



Rabbit really ran off with the rectangle.

Cow certainly carried the circle away.






Rabbit really ran off with the rectangle.




Squirrel silently stole the square.

Cow certainly carried the circle away.



Orangutan openly ousted the oval.







Horse happily hopped over the hay with the heart.









Tree Toad traipsed off with the triangle.

Graphing Time

Which animal do you think took all of the shapes?







					
orangutan	rabbit	horse	cow	squirrel	toad

					
Total:	Total:	Total:	Total:	Total:	Total:

Graphing Time

Which leapin' shape stealin' animal do you like best?


[illegible]

					
Total:	Total:	Total:	Total:	Total:	Total:



Who Leaped Away With The Shapes Today?

©TeachV

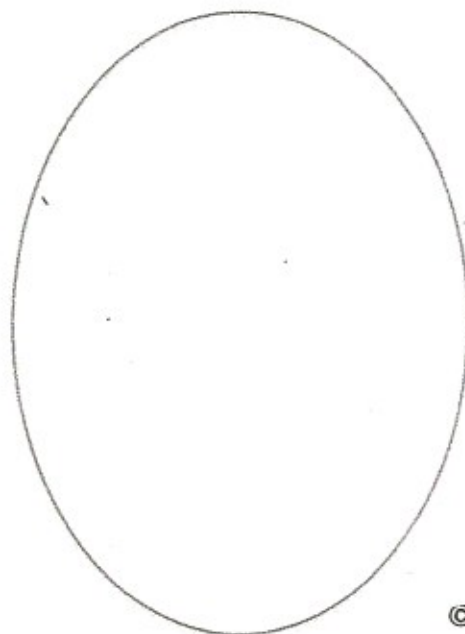


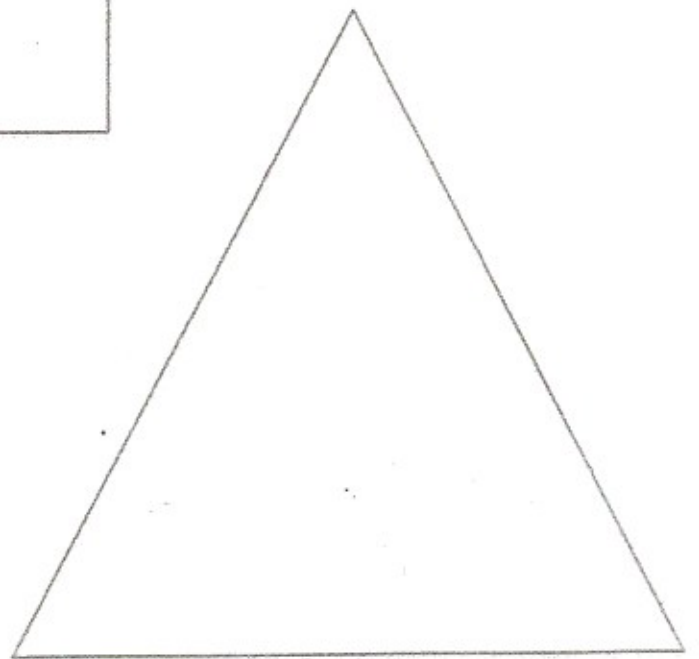






Who Leaped Away With The Shapes Today?

Tracing Templates

Who Leaped Away
With The Shape Today?





Looking for one more thing to plug in for Leap Day, how 'bout an easy reader booklet that reviews the 6-basic shapes?

You students will enjoy ***Who Leaped Away With The Shapes Today?***

They read the repetitive sentence, trace and then write the shape word, as well as trace the shape around the critter that absconded with that shape.

Children who finish early can go back and color the characters.

When everyone has completed their booklet, read it as a whole-group activity to review concepts of print.

Print off your school photo, cut it in an oval and glue it to the last page. Run off copies for your students.

Before you give them the solution to the "mystery page", graph their guesses as to what animal they think stole all of the shapes on Leap Day.

I've also included another graphing extension to see which Leapin' animal is their favorite.

For more shape as well as color identification, run off my large animal shapes on a variety of colored construction paper.

To practice letter sounds, I've written an alliterative sentence on each shape.

Leave the character's name as well as the shape out and have the students fill it in as you hold up the card and read the sentence.

Whenever I'm dealing with colors I have my students tell me the names in English as well as Spanish.

You can make an extra set and glue them to 8x10 pieces of tag board or a file folder.

Sprinkle the shapes on the floor and call on students to leap and hop to a specific one.

Choose the 4 most difficult ones for your students and hang one in each corner of the classroom. Play **4-Corners**.

Choose an "It". Cover its eyes and count backwards from 10-0. Everyone else has to leap and hop to a corner before you get to 0.

Anyone not in a corner and standing frozen is out and joins you and "It" in the middle of the carpet.

"It" (eyes still covered) calls out a shape. Everyone in the corner with that shape is out.

Play continues 'til only one child is left. My Y5's absolutely LOVE this game and the constant repetition of the shapes, helps them with identification.

Play **"Mystery Shape"**. Glue the shapes to old file folders and trim so they are that shape.

Toss them in a large paper grocery bag. Students sit in a circle.

Pass the bag to the first child; without peeking they pick up a shape and keeping it in the bag they feel around it with one hand and try and guess which shape it is.

After 30 seconds they pull it out to see if they are correct and identify the shape that they are holding.

These shapes will also help your students get the wiggles out.

Add some music and movement to your **Leap Day** by gathering your little ones in a circle.

Pass out the shapes to 6 children and choose a 7th to play the teacher.

Sing *The Kids And Their Shapes* to the tune of *Farmer In The Dell*.

When their part in the song is sung, the child with that animal shape goes into the middle of the circle and jumps and leaps around.

The song ends with the child-teacher standing alone, because she took all the shapes; finally everyone falls down!

You might know from past articles that I'm crazy over recycling and plan at least one project a month involving recycled items.

I also love melting broken crayons in muffin tins or using candy molds. **Leap Day** was the perfect day to make a variety of colored frogs so that my students could make a cool Leap Day Shape Collage to go with the above booklet.

Make just enough for a center, or one for each child.

I also recycled old file folders to cut into the shape templates. Students arranged them on the *"Who Leaped Away With The Shapes Today"* paper (included with booklet) and then colored around the edges.

This ending is similar to my booklet *There Was An Old Lady* that reviews the months and would be a nice "go along" to read with this booklet. Children enjoy "feeding" her the monthly-words and their matching pictures.

Another companion booklet that my Y5's really enjoy is *Who Stole The Cookies From The Classroom Cookie Jar?* The cookie manipulatives have letters, numbers as well as shapes on them.

As with the above story, I've designed manipulatives to pass out to your students. When that part of the story is read, they fill the cookie jar with them.

Want more animal shapes?

Since *Teaching With Angry Birds* was such a huge hit, I just finished *Angry Bird Shapes*.

Save them for another day, or toss them into the **Leap Day** craziness.

Whatever you and yours are leaping into on Leap Day I hope it's simply grand!