

Name:

Diane

10

10

20

30

30

40

40

50

60

60

70

70

80

80

90

100

100







It's Shamrock Time: Spin To Win

Prep:

- Print off the shamrock spinners.
- Mount on construction paper.
- Laminate and cut out.
- Using a protractor, poke a hole in the middle of the shamrock.
- Insert a brad and a large paperclip to act as a spinner.

Game:

- Students work in groups of 2-4 and take turns spinning the shamrock spinner.
- Whatever number they land on they trace their shamrock paper with a green marker or crayon. They also write the number next to the traced one.
- Play continues 'til someone has filled traced their entire shamrock stack or the timer rings.
- When the timer rings the student with the most numbers filled in wins the game.





It's Shamrock Time: Spin To Win

Prep:

- Print off the shamrock spinners.
- Mount on construction paper.
- Laminate and cut out.
- Using a protractor, poke a hole in the middle of the shamrock.
- Insert a brad and a large paperclip to act as a spinner.

Game:

- Students work in groups of 2-4 and take turns spinning the shamrock spinner.
- Whatever number they land on they trace their shamrock paper with a green marker or crayon.
- They also write the number next to the traced one.
- Play continues 'til someone has filled traced their entire shamrock stack or the timer rings.
- When the timer rings the student with the most numbers filled in wins the game.





It's Shamrock Time: Spin To Win

Prep:

- Print off the shamrock spinners.
- Mount on construction paper.
- Laminate and cut out.
- Using a protractor, poke a hole in the middle of the shamrock.
- Insert a brad and a large paperclip to act as a spinner.

Game:

- Students work in groups of 2-4 and take turns spinning the shamrock spinner.
- Whatever number they land on they trace their shamrock paper with a green marker or crayon.
- They also write the number next to the traced one.
- Play continues 'til someone has filled traced their entire shamrock stack or the timer rings.
- When the timer rings the student with the most numbers filled in wins the game.





It's Shamrock Time: Spin To Win

Prep:

- Print off the shamrock spinners.
- Mount on construction paper.
- Laminate and cut out.
- Using a protractor, poke a hole in the middle of the shamrock.
- Insert a brad and a large paperclip to act as a spinner.

Game:

- Students work in groups of 2-4 and take turns spinning the shamrock spinner.
- Whatever number they land on they trace their shamrock paper with a green marker or crayon.
- They also write the number next to the traced one.
- Play continues 'til someone has filled traced their entire shamrock stack or the timer rings.
- When the timer rings the student with the most numbers filled in wins the game.





It's Shamrock Time: Spin To Win

Prep:

- Print off the shamrock spinners.
- Mount on construction paper.
- Laminate and cut out.
- Using a protractor, poke a hole in the middle of the shamrock.
- Insert a brad and a large paperclip to act as a spinner.

Game:

- Students work in groups of 2-4 and take turns spinning the shamrock spinner.
- Whatever number they land on they trace their shamrock paper with a green marker or crayon.
- They also write the number next to the traced one.
- Play continues 'til someone has filled traced their entire shamrock stack or the timer rings.
- When the timer rings the student with the most numbers filled in wins the game.



It's Shamrock Time: Spin To Win

Prep:

- Print off the shamrock spinners.
- Mount on construction paper.
- Laminate and cut out.
- Using a protractor, poke a hole in the middle of the shamrock.
- Insert a brad and a large paperclip to act as a spinner.

Game:

- Students work in groups of 2-4 and take turns spinning the shamrock spinner.
- Whatever number they land on they trace their shamrock paper with a green marker or crayon.
- They also write the number next to the traced one.
- Play continues 'til someone has filled traced their entire shamrock stack or the timer rings.
- When the timer rings the student with the most numbers filled in wins the game.