


TeachWithMe.com



To review the concept of subtraction, read any story that starts out with 10 of something and takes 1 away until there are none left. My favorite is **10 Little Dinosaurs** by Pattie L. Schnetzler, another is **Ten Sly Piranhas** by William Wise.

Have students show you 10 fingers and call them 10 dinosaurs, piranhas or whatever is the key character in the story and then have them "disappear" as you read.

You can view an excellent musical rendition of the piranha book on YouTube at this link:
<http://www.youtube.com/watch?v=LNQeYUgx4u0>

You can watch a YouTube video of me reading Ten Little Dinosaurs at:
<http://www.youtube.com/watch?v=YiClXZC1r-E>

Bingo songs are also a great way to show subtraction. I have made up quite a few.

My Y5's really enjoyed singing these songs. They not only helped them "see" subtraction in action, as the letter cards were removed, but it helped build their vocabularies and learn how to spell as well.

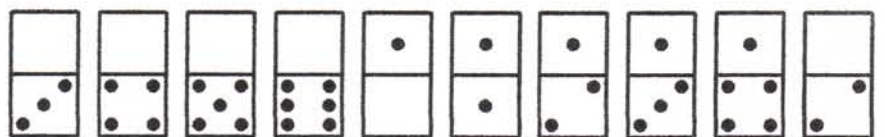
Here's the link for the Bingo Song packet:


http://www.teachwithme.com/winter?page=shopproduct_details&flypage=flypage.tpl&product_id=418&category_id=28&keyword=bingo+songs

Give students 10 manipulatives and have them practice taking away a specific number and writing the number sentences and solutions on a sheet of scratch paper.

Spill out several sets of dominoes on the floor. Call out a sum and have students look at the dominoes and tell you which ones have that many spots.

Using their mini-dry erase boards that they made out of a glossy sheet of ink jet paper (see article), encourage children to write the addition equation suggested by the domino.





For example, the above domino could have $5 + 4 = 9$ as an equation.

For another activity, choose two dominoes with the same number of total spots, and then display them with one crossed over the other so that both parts of the upper domino but only one part of the bottom domino is visible.

Tell your students that both dominoes have the same number of spots. Can they guess how many spots are covered on the bottom domino?


When a correct response is given, display the domino and ask how they figured out their answer.

Do the example 2 or 3 more times, making sure everyone understands the concept. Make sure you choose an empty-sided domino, so you can explain what happens when zero is added or subtracted.

Have students choose a partner and take turns being the teacher, so they can focus on the relationship of subtraction to addition.


Tell them to also sort the set of double 6 dominoes by the sums that the dominoes represent.

Set the timer for 5-10 minutes, then call the children together. Show them how to write the 2 addition and 2 subtraction sentences, that a non-double domino represent, and then call on a student to choose a domino, and write their 4 sentences on their mini board.



This domino would represent the following addition and subtraction sentences:

$$\begin{aligned} 2 + 5 &= 7 \\ 5 + 2 &= 7 \\ 7 - 5 &= 2 \\ 7 - 2 &= 5 \end{aligned}$$







Repeat the exercise 1 or 2 more times, to make sure your students understand it and then have them either work independently choosing dominos and writing equations on their recording sheet, or working with the same or a different partner.



If you are doing my Student Space Travel Learning Log, reward everyone with an alien or spaceship sticker for this activity.

Would you believe that this picture was figured out mathematically, so that the artist could put it together with dominos?

He's kind enough to share the "how to" so you can do it with only 12 sets of dominos. I get mine at The Dollar Store. You can check out his other cool artwork at: <http://www.dominocartwork.com/educators.html>

He has patterns for Martin Luther King and the Statue of Liberty as well.





One of the interesting things that I do for 100 Day, is stack a snake-like line of 100 dominoes, so that my students could watch them fall.

I knew they would think that was pretty cool, so one of the 100 day books I read is *100 Days of Cool* by Stuart J. Murphy, who suggests putting dominoes together that have 100 dots.

Follow up the story or your 100 domino falling activity by watching these very short, YouTube videos.

To see what 60,000 dominoes look like falling check out:

http://www.cbsnews.com/8301-504784_162-57433927-10391705/what-do-60000-dominoes-falling-down-look-like/ They took days to set up and only 12 seconds to fall!


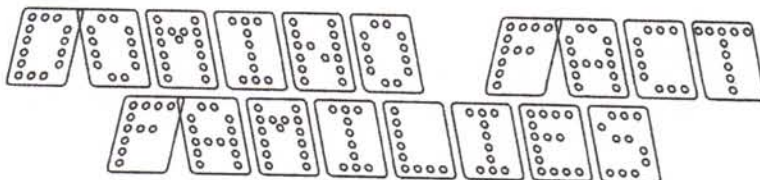
The really cool Nintendo domino video that follows, will also impress your students! After putting together my mere 100-domino snake and freaking each time I shook a little, I can't imagine putting something of this scale together!


Once your students have enjoyed making fact families with dominoes they might be hooked and want to play more games.


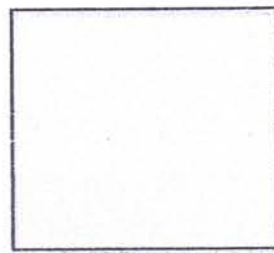

The best site I've found for a huge variety of domino games, is at the **Domino Plaza**. They're a "must see" and have been around since 1995!

http://spaanszthomexsfalln/Domino_Plaza.html

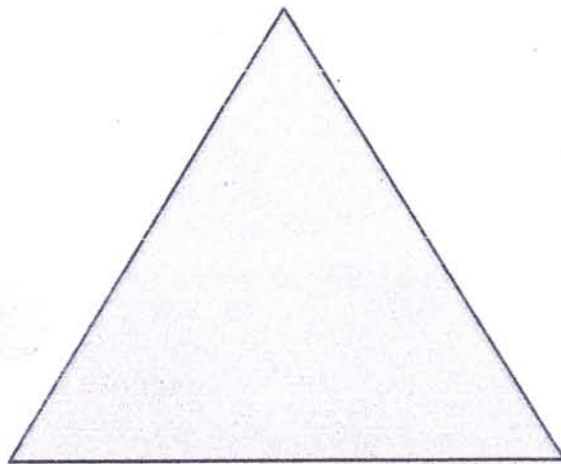
I hope you and your students are delighted with dominoes and how they add to the fun of fact families!








Domino Fact Family



_____	+	_____	=	_____
_____	+	_____	=	_____
_____	-	_____	=	_____
_____	-	_____	=	_____

Domino Fact Families for 5s



Find the dominoes for this fact family. Draw dots on your recording sheet to make the dominoes. Write down the equations under the domino and solve the problem.



$$\underline{\quad} + \underline{\quad} = \underline{\quad}$$

$$\underline{\quad} - \underline{\quad} = \underline{\quad}$$



$$\underline{\quad} + \underline{\quad} = \underline{\quad}$$

$$\underline{\quad} - \underline{\quad} = \underline{\quad}$$



$$\underline{\quad} + \underline{\quad} = \underline{\quad}$$

$$\underline{\quad} - \underline{\quad} = \underline{\quad}$$




$$\underline{\quad} + \underline{\quad} = \underline{\quad}$$

$$\underline{\quad} + \underline{\quad} = \underline{\quad}$$




$$\underline{\quad} + \underline{\quad} = \underline{\quad}$$

$$\underline{\quad} + \underline{\quad} = \underline{\quad}$$



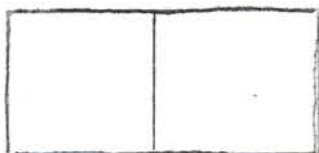
$$\underline{\quad} + \underline{\quad} = \underline{\quad}$$

$$\underline{\quad} + \underline{\quad} = \underline{\quad}$$



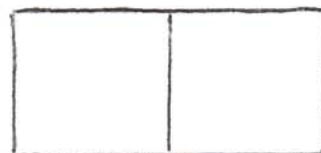
Domino Fact Families for 6's

Find the dominoes for this fact family. Draw dots on your recording sheet to make the dominoes. Write down the equations under the domino and solve the problem.



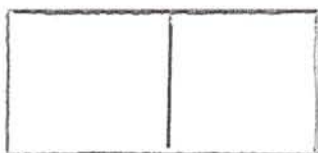
$$\underline{\quad} + \underline{\quad} = \underline{\quad}$$

$$\underline{\quad} - \underline{\quad} = \underline{\quad}$$



$$\underline{\quad} + \underline{\quad} = \underline{\quad}$$

$$\underline{\quad} - \underline{\quad} = \underline{\quad}$$




$$\underline{\quad} + \underline{\quad} = \underline{\quad}$$

$$\underline{\quad} - \underline{\quad} = \underline{\quad}$$



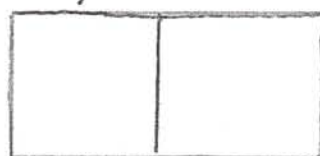
$$\underline{\quad} + \underline{\quad} = \underline{\quad}$$

$$\underline{\quad} + \underline{\quad} = \underline{\quad}$$



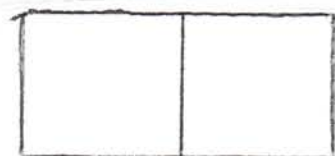
$$\underline{\quad} + \underline{\quad} = \underline{\quad}$$

$$\underline{\quad} + \underline{\quad} = \underline{\quad}$$



$$\underline{\quad} + \underline{\quad} = \underline{\quad}$$

$$\underline{\quad} + \underline{\quad} = \underline{\quad}$$



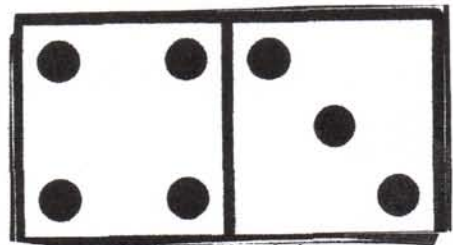
$$\underline{\quad} + \underline{\quad} = \underline{\quad}$$

$$\underline{\quad} + \underline{\quad} = \underline{\quad}$$



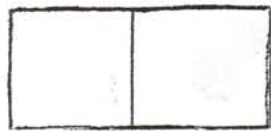
$$\underline{\quad} + \underline{\quad} = \underline{\quad}$$

$$\underline{\quad} + \underline{\quad} = \underline{\quad}$$



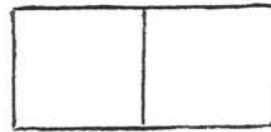
Domino Fact Families for 7s

Find the dominoes for this fact family. Draw dots on your recording sheet to make the dominoes. Write down the equations under the domino and solve the problem.



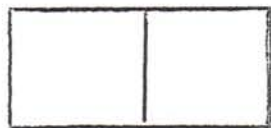
$$\underline{\quad} + \underline{\quad} = \underline{\quad}$$

$$\underline{\quad} - \underline{\quad} = \underline{\quad}$$




$$\underline{\quad} + \underline{\quad} = \underline{\quad}$$

$$\underline{\quad} - \underline{\quad} = \underline{\quad}$$




$$\underline{\quad} + \underline{\quad} = \underline{\quad}$$

$$\underline{\quad} - \underline{\quad} = \underline{\quad}$$



$$\underline{\quad} + \underline{\quad} = \underline{\quad}$$

$$\underline{\quad} + \underline{\quad} = \underline{\quad}$$




$$\underline{\quad} + \underline{\quad} = \underline{\quad}$$

$$\underline{\quad} + \underline{\quad} = \underline{\quad}$$




$$\underline{\quad} + \underline{\quad} = \underline{\quad}$$

$$\underline{\quad} + \underline{\quad} = \underline{\quad}$$



$$\underline{\quad} + \underline{\quad} = \underline{\quad}$$

$$\underline{\quad} + \underline{\quad} = \underline{\quad}$$



$$\underline{\quad} + \underline{\quad} = \underline{\quad}$$

$$\underline{\quad} + \underline{\quad} = \underline{\quad}$$




$$\underline{\quad} + \underline{\quad} = \underline{\quad}$$

$$\underline{\quad} + \underline{\quad} = \underline{\quad}$$



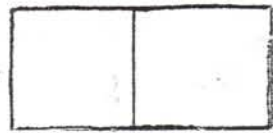
$$\underline{\quad} + \underline{\quad} = \underline{\quad}$$

$$\underline{\quad} + \underline{\quad} = \underline{\quad}$$



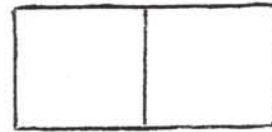
Domino Fact Families for 8's

Find the dominoes for this fact family. Draw dots on your recording sheet to make the dominoes. Write down the equations under the domino and solve the problem.



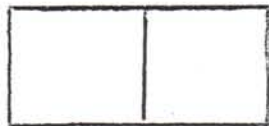
$$\underline{\quad} + \underline{\quad} = \underline{\quad}$$

$$\underline{\quad} - \underline{\quad} = \underline{\quad}$$



$$\underline{\quad} + \underline{\quad} = \underline{\quad}$$

$$\underline{\quad} - \underline{\quad} = \underline{\quad}$$




$$\underline{\quad} + \underline{\quad} = \underline{\quad}$$

$$\underline{\quad} - \underline{\quad} = \underline{\quad}$$



$$\underline{\quad} + \underline{\quad} = \underline{\quad}$$

$$\underline{\quad} + \underline{\quad} = \underline{\quad}$$



$$\underline{\quad} + \underline{\quad} = \underline{\quad}$$

$$\underline{\quad} + \underline{\quad} = \underline{\quad}$$



$$\underline{\quad} + \underline{\quad} = \underline{\quad}$$

$$\underline{\quad} + \underline{\quad} = \underline{\quad}$$



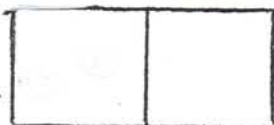
$$\underline{\quad} + \underline{\quad} = \underline{\quad}$$

$$\underline{\quad} + \underline{\quad} = \underline{\quad}$$



$$\underline{\quad} + \underline{\quad} = \underline{\quad}$$

$$\underline{\quad} + \underline{\quad} = \underline{\quad}$$




$$\underline{\quad} + \underline{\quad} = \underline{\quad}$$

$$\underline{\quad} + \underline{\quad} = \underline{\quad}$$



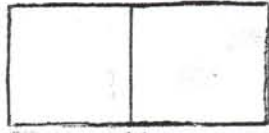
$$\underline{\quad} + \underline{\quad} = \underline{\quad}$$

$$\underline{\quad} + \underline{\quad} = \underline{\quad}$$



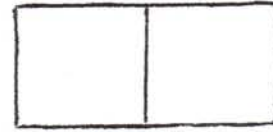
Domino Fact Families for 9's

Find the dominoes for this fact family. Draw dots on your recording sheet to make the dominoes. Write down the equations under the domino and solve the problem.



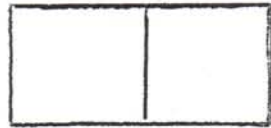
$$\underline{\quad} + \underline{\quad} = \underline{\quad}$$

$$\underline{\quad} - \underline{\quad} = \underline{\quad}$$



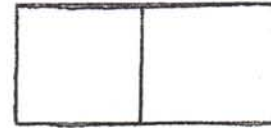
$$\underline{\quad} + \underline{\quad} = \underline{\quad}$$

$$\underline{\quad} - \underline{\quad} = \underline{\quad}$$




$$\underline{\quad} + \underline{\quad} = \underline{\quad}$$

$$\underline{\quad} - \underline{\quad} = \underline{\quad}$$



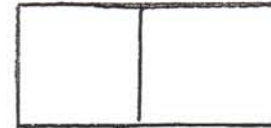
$$\underline{\quad} + \underline{\quad} = \underline{\quad}$$

$$\underline{\quad} + \underline{\quad} = \underline{\quad}$$



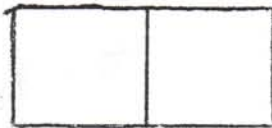
$$\underline{\quad} + \underline{\quad} = \underline{\quad}$$

$$\underline{\quad} + \underline{\quad} = \underline{\quad}$$



$$\underline{\quad} + \underline{\quad} = \underline{\quad}$$

$$\underline{\quad} + \underline{\quad} = \underline{\quad}$$



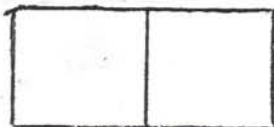
$$\underline{\quad} + \underline{\quad} = \underline{\quad}$$

$$\underline{\quad} + \underline{\quad} = \underline{\quad}$$




$$\underline{\quad} + \underline{\quad} = \underline{\quad}$$

$$\underline{\quad} + \underline{\quad} = \underline{\quad}$$




$$\underline{\quad} + \underline{\quad} = \underline{\quad}$$

$$\underline{\quad} + \underline{\quad} = \underline{\quad}$$




$$\underline{\quad} + \underline{\quad} = \underline{\quad}$$

$$\underline{\quad} + \underline{\quad} = \underline{\quad}$$



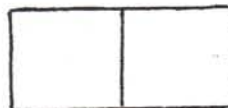
Domino Fact Families for 10's

Find the dominoes for this fact family. Draw dots on your recording sheet to make the dominoes. Write down the equations under the domino and solve the problem.



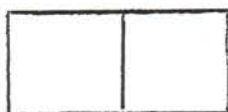
$$\underline{\quad} + \underline{\quad} = \underline{\quad}$$

$$\underline{\quad} - \underline{\quad} = \underline{\quad}$$



$$\underline{\quad} + \underline{\quad} = \underline{\quad}$$

$$\underline{\quad} - \underline{\quad} = \underline{\quad}$$




$$\underline{\quad} + \underline{\quad} = \underline{\quad}$$

$$\underline{\quad} - \underline{\quad} = \underline{\quad}$$



$$\underline{\quad} + \underline{\quad} = \underline{\quad}$$

$$\underline{\quad} + \underline{\quad} = \underline{\quad}$$



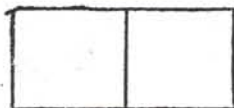
$$\underline{\quad} + \underline{\quad} = \underline{\quad}$$

$$\underline{\quad} + \underline{\quad} = \underline{\quad}$$



$$\underline{\quad} + \underline{\quad} = \underline{\quad}$$

$$\underline{\quad} + \underline{\quad} = \underline{\quad}$$



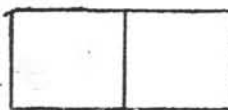
$$\underline{\quad} + \underline{\quad} = \underline{\quad}$$

$$\underline{\quad} + \underline{\quad} = \underline{\quad}$$



$$\underline{\quad} + \underline{\quad} = \underline{\quad}$$

$$\underline{\quad} + \underline{\quad} = \underline{\quad}$$



$$\underline{\quad} + \underline{\quad} = \underline{\quad}$$

$$\underline{\quad} + \underline{\quad} = \underline{\quad}$$



$$\underline{\quad} + \underline{\quad} = \underline{\quad}$$

$$\underline{\quad} + \underline{\quad} = \underline{\quad}$$



$$\underline{\quad} + \underline{\quad} = \underline{\quad}$$

$$\underline{\quad} + \underline{\quad} = \underline{\quad}$$



$$\underline{\quad} + \underline{\quad} = \underline{\quad}$$

$$\underline{\quad} + \underline{\quad} = \underline{\quad}$$

Addition Practice Recording Sheet

÷	0	1	2	3	4	5	6	7	8	9	10
0											
1											
2											
3											
4											
5											
6											
7											
8											
9											
10											

Ready-Set-Sequence.

Find the dominoes 0-6 and place them on the correct spots, putting them in their proper sequence. (0-6)
After you count them, look at them, and say them in ordinal number fashion. ie, first, second, third etc.

--	--	--	--	--	--

Ready-Set-Sequence.

Find the dominoes 0-6 and place them on the correct spots, putting them in their proper sequence. (0-6)
After you count them, look at them, and say them in ordinal number fashion. ie, first, second, third etc.



--	--	--	--	--	--

Ready-Set-Sequence.

Find dominoes that when their 2 numbers are added together will equal numbers 0 to 10. Place them on the correct spots, putting them in their proper sequence. (0-10)

After you count them, look at them, and say them in ordinal number fashion. ie, first, second, third etc.




Large Domino Template











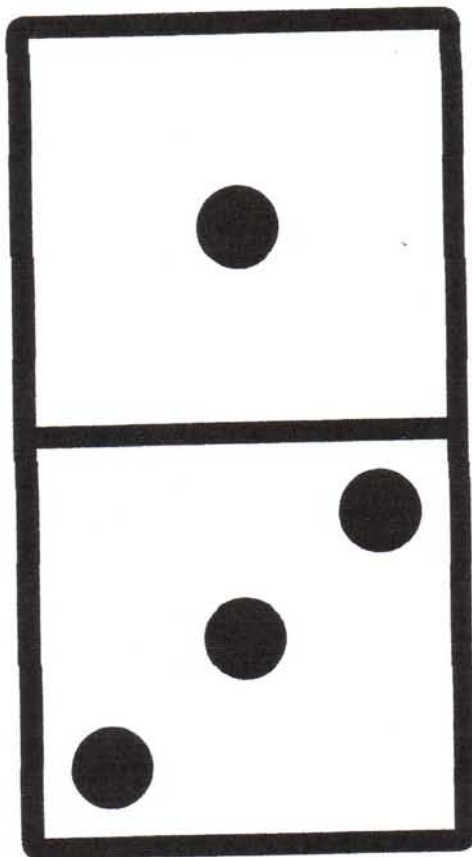



Use to make large teacher flashcards.
Have students use to make big cards with
various colored bingo daubers.







Medium Domino Template.







Use to make card games.









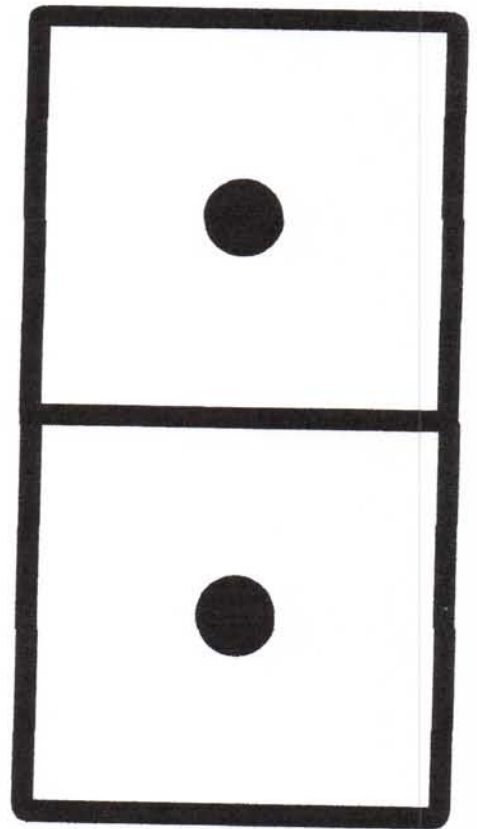
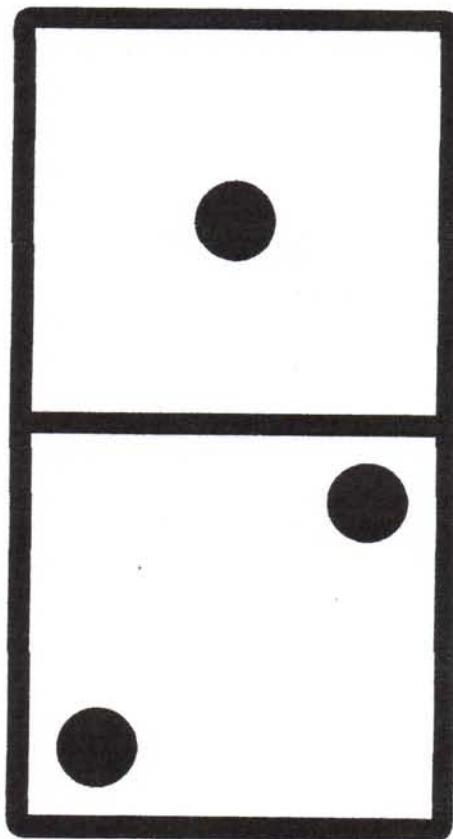







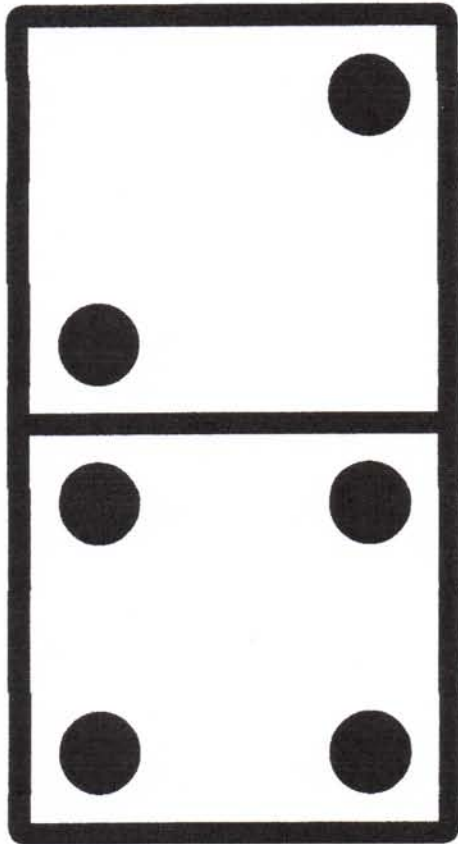






















C O N G R A T U L A T I O N S

IS DINO-MITE WITH

D O M I N O E S



Teacher: _____ Date: _____



U R Grrr-8



U R Grrr-8



U R Grrr-8



U R Grrr-8



U R Grrr-8



U R Grrr-8



U R Grrr-8



U R Grrr-8