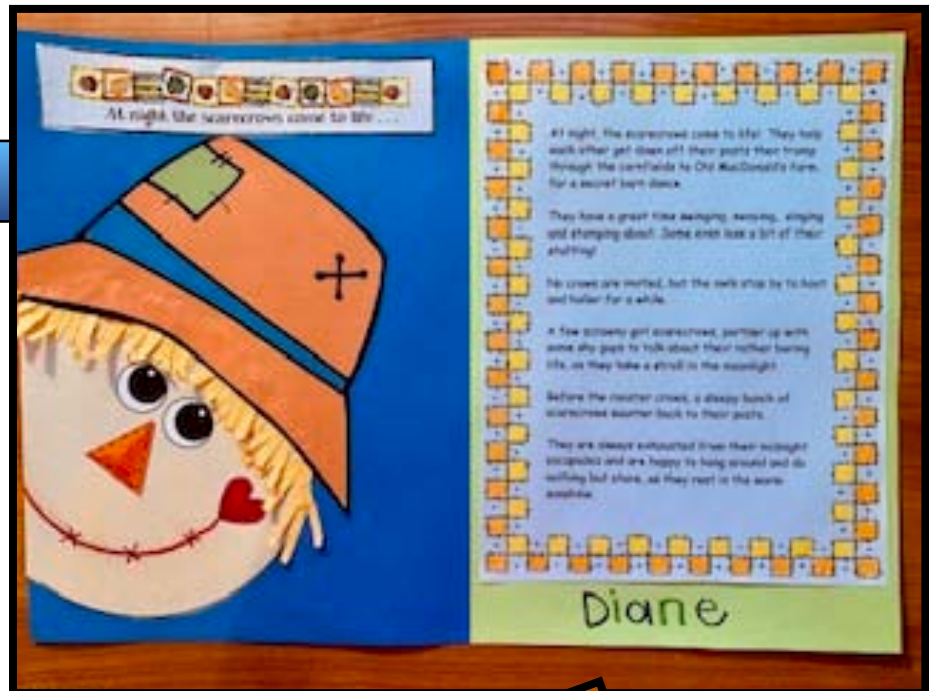


# "Peekin' Scarecrow" Writing Prompt Craftivity



42  
Prompts



This scarecrow is stuffed with money ...

Diane Henderson





# SCARECROW

My scarecrow says...



My scarecrow says poetry,  
back and forth in the  
sky.

My scarecrow says straight  
lines of little colored corn.

My scarecrow says for  
crazy people growing  
scarecrows.

My scarecrow says a little  
funny today at all  
ages together.

My scarecrow says out with  
best thinking in the world.



# SCARECROW

Scarecrow Says



Scarecrows like being  
lazy.  
They like hanging around  
all day doing nothing.  
They like being very quiet.  
They like flapping in the  
wind.  
They like watching  
nature.  
They like helping the  
farmer.



# SCARECROW

My scarecrow says...



My scarecrow says poetry,  
back and forth in the  
sky.

My scarecrow says straight  
lines of little colored corn.

My scarecrow says for  
crazy people growing  
scarecrows.

My scarecrow says a little  
funny today at all  
ages together.

My scarecrow says out with  
best thinking in the world.

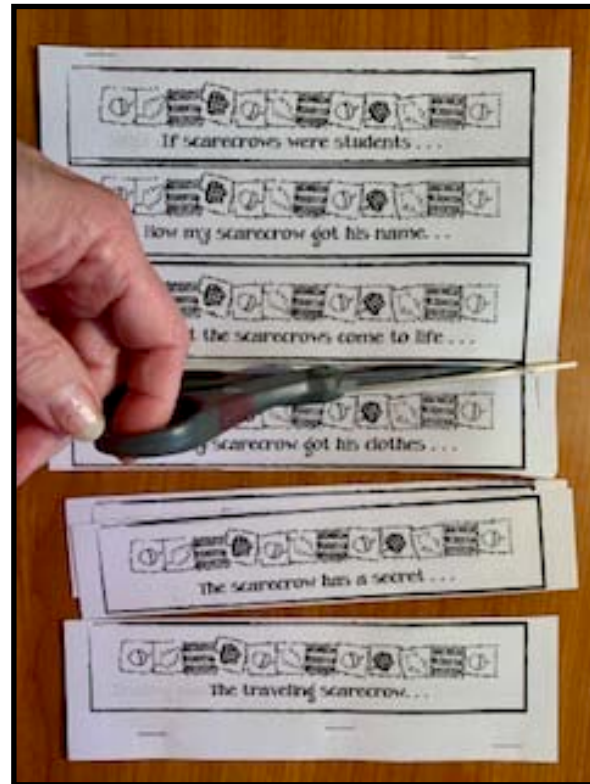
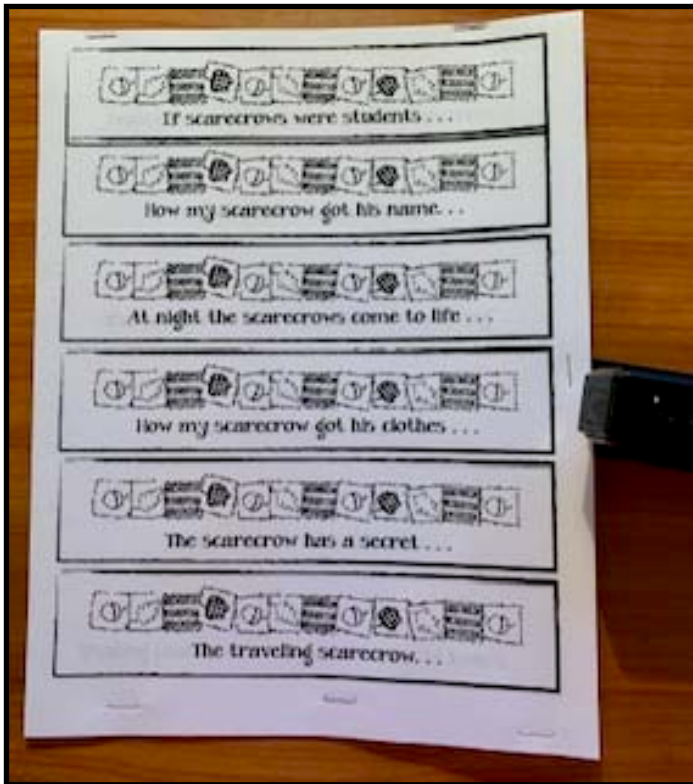
Diana



This scarecrow is stuffed with money ...

There are **42 writing prompts** for students to pick from.

Toss them in a basket & allow students to pick 3. They choose their favorite, then toss the other two back.



### Tip:

Stack all 7 pages together; add a few staples to hold them in place then snip all 42 at once.


I spent quite a bit of time thinking up highly motivational prompts that I think your students will get excited about.



Help! Our teacher turned into a scarecrow ...

Students add a bit of color to the autumn patches then glue this prompt to their completed scarecrow.




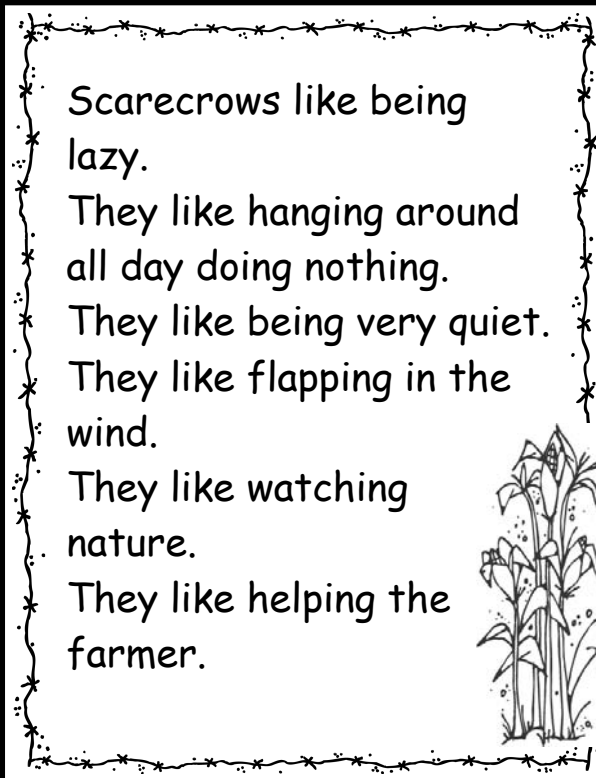


Shading, wiggle eyes, and a sunflower add some 3D pop.



Students can glue their writing prompt horizontally or vertically.

I've included 3 completed prompts, so that you can quickly & easily make an example to share.







Besides the **5 different writing prompt** papers, I've also included **3 hat patterns** to choose from.

Students can **draw** their own face, use the face that's **provided**, or **cut & glue** facial features from the various pattern pieces.

This is my example of drawing on a face.

I made the hair putting a sheet of yellow construction paper in a shredder.




My scarecrow sees pesky,  
black crows flying in a blue  
sky.

My scarecrow sees straight  
rows of sandy colored corn.

My scarecrow sees fat,  
orange pumpkins growing  
nearby.

My scarecrow sees a tired  
farmer riding on an old,  
green tractor.

My scarecrow sees autumn  
leaves fluttering in the wind.



My scarecrow sees pesky,  
black crows flying in a blue  
sky.

My scarecrow sees straight  
rows of sandy colored corn.

My scarecrow sees fat,  
orange pumpkins growing  
nearby.

My scarecrow sees a tired  
farmer riding on an old,  
green tractor.

My scarecrow sees autumn  
leaves fluttering in the wind.



## Another sample.

At night, the scarecrows come to life! They help each other get down off their posts then tromp through the cornfields to Old MacDonald's farm, for a secret barn dance.

They have a great time swinging, swaying, singing and stomping about. Some even lose a bit of their stuffing!

No crows are invited, but the owls stop by to hoot and holler for a while.


A few scrawny girl scarecrows, partner up with some shy guys to talk about their rather boring life, as they take a stroll in the moonlight.

Before the rooster crows, a sleepy bunch of scarecrows saunter back to their posts.

They are always exhausted from their midnight escapades and are happy to hang around and do nothing but stare, as they rest in the warm sunshine.







There are 5 writing prompt worksheets with borders for students to choose from.

Another option is to have students simply glue another sheet of construction paper to the bottom or the right side of their scarecrow, then write on that.

Prompts can be displayed vertically or horizontally.