

Peter, Peter  
Pumpkin eater.  
Had a wife  
and couldn't keep her.  
Put her in a  
pumpkin shell  
and there he kept her  
very well.

Nursery Rhyme Craft  
& Halloween Card





Happy Halloween!

Love from your little pumpkin,

Kaiden





Run off on orange construction paper. Students add a bit of color with crayons; trim and glue the top of their pumpkin so that it is flipped open. You can also poke a hole in both pieces and connect the top to the shell with a brass brad so that it hinges and can open and shut.

Attach a photo of each child to the back, so that it's peeking out of the top of the shell.

[TeachWithMe.com](http://TeachWithMe.com)

Clip art by [djinkers.com](http://djinkers.com)



Run off on orange construction paper. Students add a bit of color with crayons; trim and glue the top of their pumpkin so that it is flipped open. You can also poke a hole in both pieces and connect the top to the shell with a brass brad so that it hinges and can open and shut.

Attach a photo of each child to the back, so that it's peeking out of the top of the shell.

[TeachWithMe.com](http://TeachWithMe.com)

Clip art by [djinkers.com](http://djinkers.com)




Run off on orange construction paper. Students add a bit of color with crayons; trim and glue the top of their pumpkin so that it is flipped open. You can also poke a hole in both pieces and connect the top to the shell with a brass brad so that it hinges and can open and shut.


Attach a photo of each child to the back, so that it's peeking out of the top of the shell.

[TeachWithMe.com](http://TeachWithMe.com)

Clip art by [djinkers.com](http://djinkers.com)



Teacher, teacher pumpkin eater.  
Had a student couldn't reach her.  
Put \_\_\_\_\_ in a pumpkin shell  
and there she taught her very well.




Teacher, teacher pumpkin eater.  
Had a student couldn't reach her.  
Put \_\_\_\_\_ in a pumpkin shell  
and there she taught her very well.

Run off on orange construction paper. Students add a bit of color with crayons; trim and glue the top of their pumpkin so that it is flipped open. You can also poke a hole in both pieces and connect the top to the shell with a brass brad so that it hinges and can open and shut.


Attach a photo of each child to the back, so that it's peeking out of the top of the shell.

[TeachWithMe.com](http://TeachWithMe.com)

Clip art by [djinkers.com](http://djinkers.com)



Teacher, teacher pumpkin grim.  
Had a student couldn't reach him.  
Put \_\_\_\_\_ in a pumpkin shell  
and there she taught him very well.




Teacher, teacher pumpkin grim.  
Had a student couldn't reach him.  
Put \_\_\_\_\_ in a pumpkin shell  
and there she taught him very well.

Run off on orange construction paper. Students add a bit of color with crayons; trim and glue the top of their pumpkin so that it is flipped open. You can also poke a hole in both pieces and connect the top to the shell with a brass brad so that it hinges and can open and shut.


Attach a photo of each child to the back, so that it's peeking out of the top of the shell.

[TeachWithMe.com](http://TeachWithMe.com)

Clip art by [djinkers.com](http://djinkers.com)



Teacher, teacher pumpkin eater.  
Had a student couldn't reach her.  
Put \_\_\_\_\_ in a pumpkin shell  
and there he taught her very well.




Teacher, teacher pumpkin eater.  
Had a student couldn't reach her.  
Put \_\_\_\_\_ in a pumpkin shell  
and there he taught her very well.

Run off on orange construction paper. Students add a bit of color with crayons; trim and glue the top of their pumpkin so that it is flipped open. You can also poke a hole in both pieces and connect the top to the shell with a brass brad so that it hinges and can open and shut.


Attach a photo of each child to the back, so that it's peeking out of the top of the shell.

[TeachWithMe.com](http://TeachWithMe.com)

Clip art by [djinkers.com](http://djinkers.com)

A black and white line drawing of a pumpkin with its top removed and placed to the left. The top has a stem and a small leaf. The main body of the pumpkin is a large, rounded shape with a scalloped edge. Inside the pumpkin, there is a poem.

Teacher, teacher pumpkin grim.  
Had a student couldn't reach him.  
Put \_\_\_\_\_ in a pumpkin shell  
and there he taught him very well.

A black and white line drawing of a pumpkin with its top removed and placed to the left. The top has a stem and a small leaf. The main body of the pumpkin is a large, rounded shape with a scalloped edge. Inside the pumpkin, there is a poem.


Teacher, teacher pumpkin grim.  
Had a student couldn't reach him.  
Put \_\_\_\_\_ in a pumpkin shell  
and there he taught him very well.





Teacher, teacher pumpkin eater.  
Had a student couldn't reach her.  
Put **Kelli** in a pumpkin shell  
and their she taught her very well.





Peter, Peter  
Pumpkin eater.  
Had a wife  
and couldn't keep her.  
Put her in a  
pumpkin shell  
and there he kept her  
very well.

The lyrics of the "Peter Peter pumpkin eater" rhyme (unlike most) originate not in Britain, but in America. However, it was probably written from a much earlier version written in Scotland, and then "Americanized" with pumpkins through early Mother Goose books.

YouTube animation of the song: <http://bit.ly/ZUv34j>