


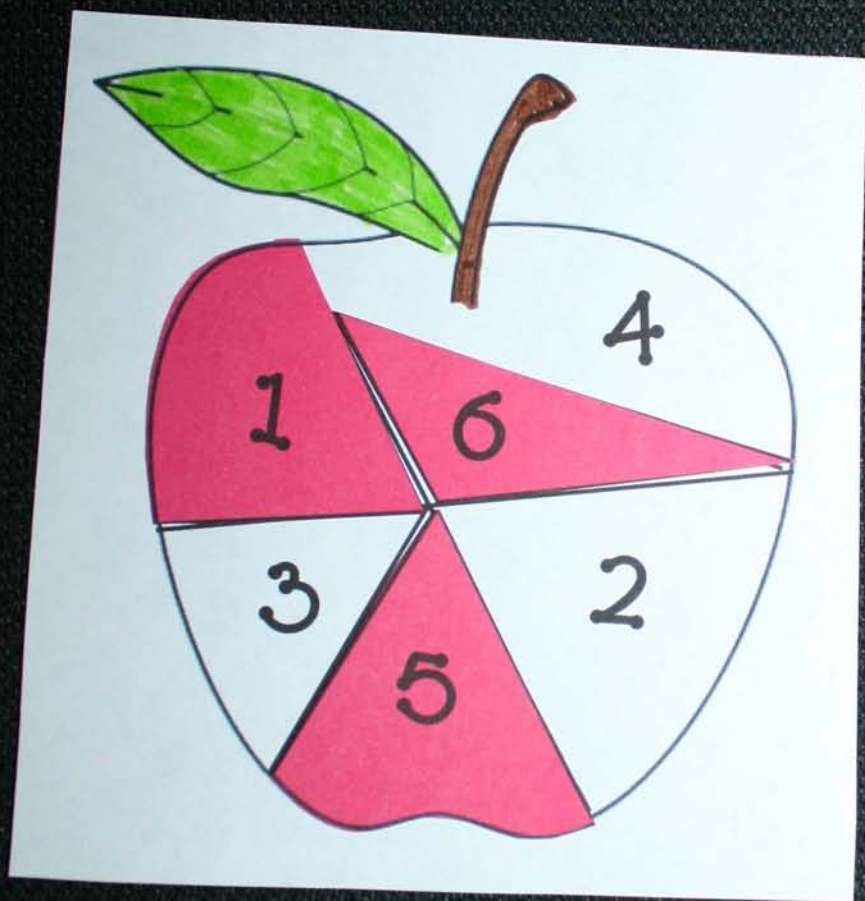


Apple Puzzle Games



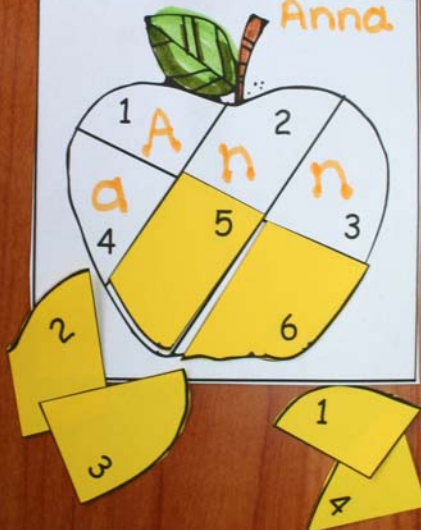
Diane Henderson





Welcome!

Anna




Welcome!

Kaiden



Welcome!

Jeremiah



A little treat for someone sweet!

Welcome!

Kaiden



A little treat for someone sweet!



Welcome!



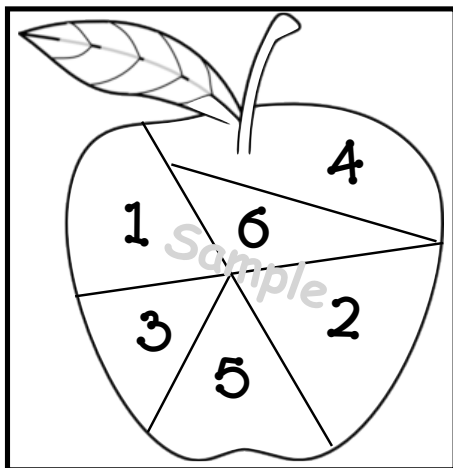
Jeremiah



Challenge!

Can you put the puzzle together without a base?




Refer to this for a bit of help.




Challenge!


Can you put the puzzle together without a base?

Refer to this for a bit of help.






A little treat for someone sweet!



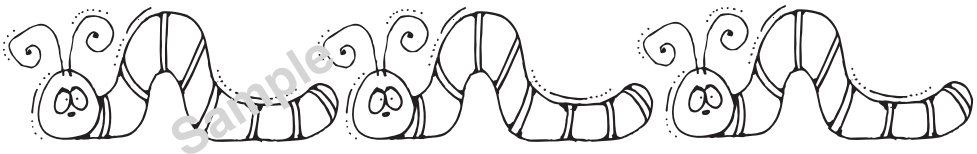
A little treat for someone sweet!



A little treat for someone sweet!



A little treat for someone sweet!





Tiny Tweets From:
dollardoodles.com

If you liked this apple-themed resource,
you may also like these autumn activities as well.

Diane

Click on the pictures
to have a look.

Parts of an Apple Emergent Reader Packet

Parts of an Apple Emergent Reader

At the top of the apple is a stem. It is green.

On the outside of the apple is the skin. It can be red, yellow or green.

On the inside of the apple is the flesh. It is white or pink.

At the bottom of the apple are the seeds. They are small and round.

At the top of the apple is a leaf. It is green.

On the outside of the apple is the skin. It can be red, yellow or green.

On the inside of the apple is the flesh. It is white or pink.

At the bottom of the apple are the seeds. They are small and round.

Parts of an Apple

| | | |
|-------|-------|------|
| stem | leaf | skin |
| flesh | seeds | core |

Diane Henderson

Apple Sense Craftivity

A 5 Senses Writing Prompt

Using My 5 Senses

I see an apple. It is red.

It smells sweet.

It feels mushy.

When I have eaten it, it tastes crunchy.

It tastes yummy.

The 5 Senses

- Taste
- Touch
- See
- Hear
- Smell

Diane Henderson

Math Magic Apple

Reinforce: number recognition, listening & following directions, ordinal numbers & spatial directions.

top left **top right**

bottom left **bottom right**

diagonal line

| | | | | | | | | |
|----|----|----|----|----|----|----|----|----|
| 1 | 2 | 3 | 4 | 5 | 6 | 7 | 8 | 9 |
| 10 | 11 | 12 | 13 | 14 | 15 | 16 | 17 | 18 |
| 19 | 20 | 21 | 22 | 23 | 24 | 25 | 26 | 27 |
| 28 | 29 | 30 | 31 | 32 | 33 | 34 | 35 | 36 |
| 37 | 38 | 39 | 40 | 41 | 42 | 43 | 44 | 45 |
| 46 | 47 | 48 | 49 | 50 | 51 | 52 | 53 | 54 |
| 55 | 56 | 57 | 58 | 59 | 60 | 61 | 62 | 63 |
| 64 | 65 | 66 | 67 | 68 | 69 | 70 | 71 | 72 |
| 73 | 74 | 75 | 76 | 77 | 78 | 79 | 80 | 81 |


left **right**

| | | | | | | | | | |
|---------|----|----|----|----|----|----|----|----|----|
| 1st row | 1 | 2 | 3 | 4 | 5 | 6 | 7 | 8 | 9 |
| 2nd row | 10 | 11 | 12 | 13 | 14 | 15 | 16 | 17 | 18 |
| 3rd row | 19 | 20 | 21 | 22 | 23 | 24 | 25 | 26 | 27 |
| 4th row | 28 | 29 | 30 | 31 | 32 | 33 | 34 | 35 | 36 |
| 5th row | 37 | 38 | 39 | 40 | 41 | 42 | 43 | 44 | 45 |
| 6th row | 46 | 47 | 48 | 49 | 50 | 51 | 52 | 53 | 54 |
| 7th row | 55 | 56 | 57 | 58 | 59 | 60 | 61 | 62 | 63 |
| 8th row | 64 | 65 | 66 | 67 | 68 | 69 | 70 | 71 | 72 |
| 9th row | 73 | 74 | 75 | 76 | 77 | 78 | 79 | 80 | 81 |

Diane Henderson

Credits Credits Credits

Designing stuff for TpT, is extra fun because of the awesome clip art & fonts that I use from these talented artists.





Thank you so much for buying this product.

I truly hope you'll love this item & that it will make your life easier & teaching more fun!

To my loyal followers: I promise to post at least one "Flash" FREEBIE each month that will hopefully knock at least one sock off.

Please take a moment to leave feedback to earn valuable points, which equal money for future TPT purchases! Woo hoo.

If for any reason you're unhappy, please email me at: dianetpt@gmail.com

Blessings,

Diane



Terms of Use: All rights reserved. No part of this publication may be reproduced, distributed, or transmitted in any form or by any means, including photocopying, recording, or other electronic or mechanical methods, without the prior written permission of the publisher: dianetpt@gmail.com

This resource is for one personal classroom use by a single teacher. Duplication for an entire school, or commercial purposes is strictly forbidden, without written permission from the author. To share this resource with more than one teacher, would you please refer them to my store.

Copying any part of this product and placing it on the internet in any form, even for personal/classroom use, blog or website, is strictly forbidden and is a violation of the Digital Millennium Copyright Act (DMCA). These items can be picked up in a Google search, and traced back to the publishing site.

Copyright 2015 by Diane Henderson of TeachWithMe.com