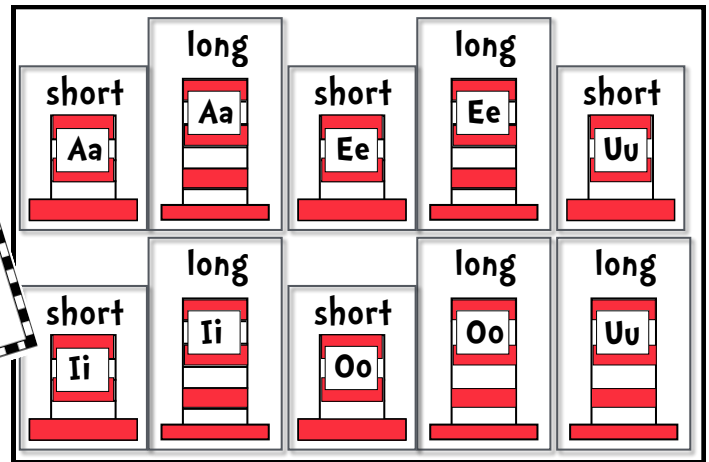


# Vowel Prowl With The Cat


bad	fat	ran	stay	debt
cad	hat	tan	way	get
dad	mat	van	be	
fad	pat	bay	fed	
had	rat	day	led	
lad	sat	flag	red	
mad	can	hay	sled	

We are on  
The Prowl  
for a Vowel



We Know Our Vowels  
To the tune of BINGO

There were some students  
who knew their vowels  
and this is what they sang oh  
A-E-I-O-U  
a-e-i-o-u  
A-E-I-O-U  
and they were very smart oh!



I'm on the  
vowel  
prowl.

Name: Diane

short Aa words

- hat
- mat
- bat
- gnat
- at
- flat
- sat
- drat
- rat
- slat
- fat
- splat
- cat
- apple
- pack
- rack
- sack

Diane Henderson





I use white plastic Dixie cups and simply stack and save them, so I can use them each year.

I printed in color, laminated & trimmed my word card pages and my short/long vowel signs.

I attached them with large white paperclips.

When I'm done with this center, I toss all the laminated pieces in a Ziplock Baggie and file it with my Seuss unit.

You can use these as an independent center, or make a class set of 5-6, so that you can do this as a whole group activity. I

put a set at each of my 5 student tables. They work in groups of 6 to sort and record their answers in their workbook.

For another whole group activity I pass out X amount of cards.

Hang the vowel cups on your white board by attaching a magnet to the back of a clothespin, then clip the cup to the clothespin.

You can do each vowel separately, or simply call on students to read 1-2 words, then put them in the appropriate cups.



Besides sorting every word card into its own vowel cup, you can also opt to simply sort long and short.

I made my "cat's hat" containers out of 2 Campbell's soup cans, then inserted a styrofoam cup into each to make a nice brim, and prevent anyone from getting scratched on the tin can.

I glued two white strips of paper onto a red rectangle the size of my can, wrapped it around the can and taped it tight.

I place them on a red circle so that it looks like the brim of the hat.

I don't glue these, because they'll get all bent when I store them.

I simply keep the circles with the word cards and long/short vowel signs in a Ziplock Baggie.



# We Are On The Prowl For A Vowel




A  
a



E  
e



I  
i



Print, laminate & trim.  
Attach a magnet or Velcro dot to the back  
so that you can use on a white board or  
a flannel board.

I use BINGO songs to help my students  
practice letters, listening & following  
directions, rhythm, rhyme, clapping a  
beat, spelling, plus subtraction!

O  
o



U  
u



a	b	i	c	u	d	g	i
g	h	o	j	k	l	a	m
e	n	p	a	q	r	s	t
v	e	w	x	y	a	z	b
i	c	d	a	f	u	g	h
j	k	i	l	o	m	n	u
p	u	q	o	r	u	s	t
e	v	e	w	x	o	y	i
a	z	e	b	i	c	o	u
d	e	f	a	g	i	h	o
u	j	k	l	m	n	p	q
r	s	u	t	v	w	x	y
z	a	e	i	b	c	o	u

Totals:	a	e	i	o	u	Grand Total:

### Long Vowels Tally Time

Listen carefully to the sound of the vowel when you hear the word.  
Put a tally mark in the appropriate box. Skip count by 5s to add up your totals.

	<p>Aa</p> <p>Total: <input type="text"/></p>	<p>Ee</p> <p>Total: <input type="text"/></p>
	<p>Ii</p> <p>Total: <input type="text"/></p>	<p>Oo</p> <p>Total: <input type="text"/></p>
	<p>Uu</p> <p>Total: <input type="text"/></p>	

### Short Vowels Tally Time

Listen carefully to the sound of the vowel when you hear the word.  
Put a tally mark in the appropriate box. Skip count by 5s to add up your totals.

<p>Aa</p> <p>Total: <input type="text"/></p>	<p>Ee</p> <p>Total: <input type="text"/></p>	<p>Ii</p> <p>Total: <input type="text"/></p>	<p>Oo</p> <p>Total: <input type="text"/></p>	<p>Uu</p> <p>Total: <input type="text"/></p>
--	--	--	--	--

## We Know Our Vowels


To the tune of B-I-N-G-O




There were some students  
who knew their vowels  
and this is what they sang oh  
A-E-I-O-U  
a-e-i-o-u  
A-E-I-O-U  
and they were very smart oh!



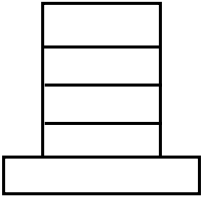
short



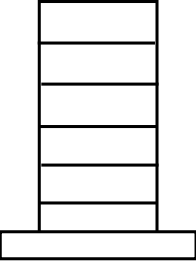
long




short




long




short




long







I'm on the



vowel




prowl.

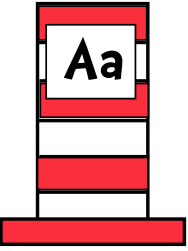


Name:


short



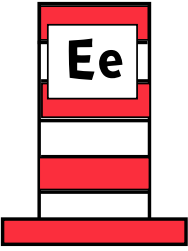
long



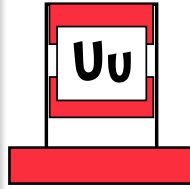
short




long



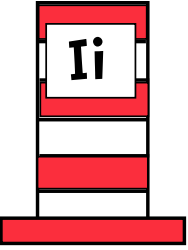
short




short



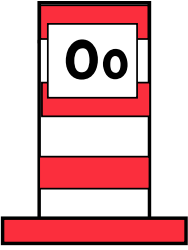
long




short



long



long




An Alphabetical List Of Some Long A Words


acorn	cape	gain	may	rave
acre	cave	game	nail	ray
aid	chain	gate	name	sail
ape	claim	gave	page	same
April	clay	grade	paid	say
apron	crayon	grain	pail	shake
ate	daily	grape	pain	shake
baby	daisy	gray	paint	spray
bagel	data	hate	paper	staple
bait	date	hay	pay	stay
bake	day	jail	plain	steak
base	drain	jay	plane	table
ba			plate	
bl			play	
bl			praise	
br			pray	
br			quake	
br			radio	
cal			...	
cal				
cal				
cal				




I'm on the



vowel



prowl.





Name:

bad	fat	ran	stay	debt
cad	hat	tan	way	get
dad	mat	van	bed	jet
fad	pat	bay	fed	let
	rat	day	led	met
	sat	flag	red	net
	can	hav	sled	net



long vowels


short vowels


long vowels

short vowels








I'm on the



vowel



prowl.



Name:



long Aa words

We Are On The Prowl For A Vowel



I'm  
on the



vowel



prowl.

Name:

Diane

hat

mat

bat

gnat

at

flat

sat

drat

rat

slat

fat

splat

cat

apple

pack


rack

sack



short Aa words

- This is the word booklet that I make for my students.
- They get to select X amount of word cards then write the words on the appropriate pages.
- I have them choose two different color markers, so that they can write their words in an ABAB color pattern.
- You can also have your students write their words on a sheet of scratch paper, then write the words in alphabetical order in their booklets.
- I purposely put a black and white cat in the packet, so that you could use it at the beginning of the year for a "Pete the Cat" activity, then revisit again in spring with a "Cat in the Hat" theme.
- For more word practice, have students turn their booklets horizontally, and write sentences using the words.





Fold & glue to a large craft stick.



These are the options for the "Popsicle stick Puppet Paddle".

You read a word from one of the 10 alphabetical word lists.

Children listen carefully and decide if the vowel is long or short then flip their paddle to show you their answer.

You can see at a glance who is having difficulty. I also pass out the word cards and give each child a turn to come up and read their word. Students flip their paddles, then the "it" child shows everyone the correct answer with her/his paddle.

Tiny Tweets From:  
dollardoodles.com



If you liked this Seuss-themed resource,  
you may also like these as well.

*Diane*

## Seuss Writing Prompt Craftivity



Diane Henderson

## "Cent-sational" Seuss Coin Craftivity



Diane Henderson

## The Cat's AT Family Hat

Pat, the fat  
brown cat,  
sat on a flat  
red mat, with  
a little  
black  
bat.

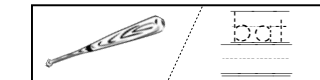


chat

My  
itty bitty Book Of  
at Family Words



Diane Henderson

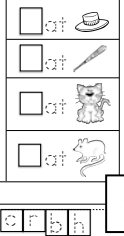


bat



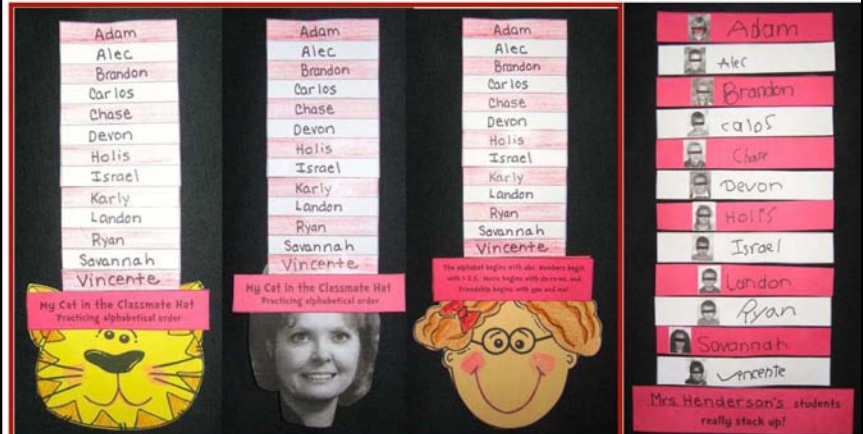
rat

cat



My Cat Pat

## Seuss-Inspired Classmate Hat



Diane Henderson

Alphabetizing Exam, Bulletin Board & Craftivity





Thank you so much for buying this product.

I truly hope you'll love this item & that it will make your life easier & teaching more fun!

To my loyal followers: I promise to post at least one FREEBIE each month that will hopefully knock-your-socks-off.

Please take a moment to leave feedback to earn valuable points, which equal money for future TPT purchases! Woo hoo.

If for any reason you're unhappy, please email me at:  
[dianetpt@gmail.com](mailto:dianetpt@gmail.com)

Blessings,

*Diane*



**Terms of Use:** All rights reserved. No part of this publication may be reproduced, distributed, or transmitted in any form or by any means, including photocopying, recording, or other electronic or mechanical methods, without the prior written permission of the publisher: [dianetpt@gmail.com](mailto:dianetpt@gmail.com)

This resource is for one personal classroom use by a single teacher. Duplication for an entire school, or commercial purposes is strictly forbidden, without written permission from the author. To share this resource with more than one teacher, would you please refer them to my store.

Copying any part of this product and placing it on the internet in any form, even for personal/classroom use, blog or website, is strictly forbidden and is a violation of the Digital Millennium Copyright Act (DMCA). These items can be picked up in a Google search, and traced back to the publishing site.

Copyright 2015 by Diane Henderson of [TeachWithMe.com](http://TeachWithMe.com)