


# Literacy Packet For The Mitten


## Characters:



## Setting:



## Events:



I can retell the story. Title: \_\_\_\_\_  
Author: \_\_\_\_\_

Beginning:



Middle:



End:



a hedgehog  
came next



an owl wanted to  
come in too



did the badger  
climb into the thumb

Trace and write the words.

1st	mole
2nd	rabbit
3rd	hedgehog
4th	owl
5th	badger
6th	fox
7th	bear
8th	mouse

Sequence the animals. Who was the 1st to climb inside the mitten? Who was the last?

Diane Henderson



1st mole

2nd rabbit

3rd hedgehog

4th owl

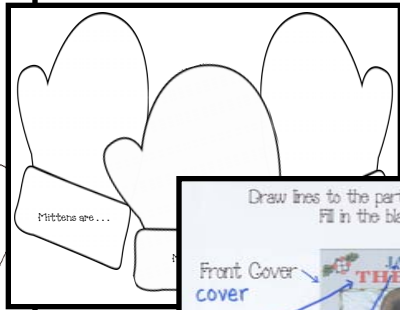
5th badger

6th fox

7th bear

8th mouse

Sequence the animals. Who was the 1st to climb inside the mitten? Who was the last?



Draw lines to the parts of the book. Fill in the blanks.

Front Cover cover

Title: **The Mitten**

Author & Illustrator: **Jan Brett**

1st

2nd

3rd

4th

5th

6th

7th

8th

Sequence the animals. Who was the 1st to climb inside the mitten? Who was the last?

**Graphing Time**

Would you rather wear mittens or gloves?

mittens	gloves

I can retell the story. Title: \_\_\_\_\_

Author: \_\_\_\_\_

Beginning:

Middle:

End:

I can retell the story. Title: \_\_\_\_\_

Author: \_\_\_\_\_

Beginning:

Middle:

End:

**Characters:**

**Setting:**

**Events:**

**Characters:**

**Setting:**

**Events:**

 baba likes to knit	 along came a fox
what color mittens  did she knit	oh my it started to snow 
nicki went out to play 	 did the big bear come next
 who is baba 	please move over for the little mouse 
 who is nicki 	 ahhh—choo 
 why did baba not want to knit that color 	 who sneezed
 oh no nicki lost a mitten 	wow the mitten flew in the air 
a rabbit hopped in the mitten 	 nicki caught it 
 was the rabbit first	baba saw him out of the window 
 a hedgehog came next	Print, laminate & trim. Use as a So that it
an owl wanted to come in too 	Another id children c making c
 did the badger climb into the thumb	If you wan are done. You can a themselv

 along came a fox	oh my it started to snow 
 did the big bear come next	 ahhh—choo 
please move over for the little mouse 	 who sneezed
wow the mitten flew in the air 	 nicki caught it 
baba saw him out of the window 	

### Comparing and Contrasting Characters In The Mitten

Character:







Character:

Character: Nicki

Character: Baba

Character: Nicki

Character: Baba

		
		
		Choose 2 animals to compare. Cut & glue them to your Venn diagram.

### Comparing and Contrasting People

Title:


Me

Character: Nicki



Me









Character: Nicki

### Animals on a Roll Dice Game




### Comparing and Contrasting 2 Books

### Sequencing The Mitten Animals



Teacher's color copy so you can quickly and easily make a sample to share with your kiddos.

Color the mitten your favorite color.

### Comparing and Contrasting 2 things.


Mittens

Gloves


Different

Same

Different



My Favorite Part of the Story



My Favorite Part of the Story


Tell me about the story.

Title:

Author:

Characters:

Setting:



Tell me about the story.

Title:

Author:

Illustrator:

Characters:

Setting:

Event:



bitten  
Britain  
chitin  
kitten

quittin'  
sittin'  
smitten  
written

Words That Rhyme  
With Mitten



My Favorite Part of the Story



My Favorite Part of the Story



My Favorite Part of the Story



My Favorite Part of the Story

How many words can you make  
using the letters in the word  
mittens?

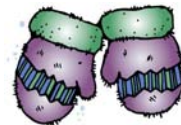



How many words can you make  
using the letters in the word  
mittens?



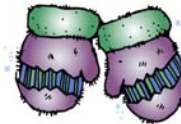
M is for mitten and ...

M is for mitten and ...

M is for



I made  
60 words  
using the  
letters in  
mittens.



emit  
emits  
et  
I  
in  
inset  
is  
it  
item  
items  
its  
me  
men  
met  
Mets  
mien  
miers  
mine  
mines  
mint  
mints  
mist  
nite  
nites  
mitt  
mitten  
mittens  
mitts  
nest  
net  
nit  
nits  
semi  
sent  
set  
sin  
sine  
sit  
site  
snite  
snitten  
snit  
stein  
stem  
stent  
stint  
ten  
tens  
test  
tie  
ties  
time  
times  
tin  
tines  
tine  
tint  
tints  
tis

Summarizing  
the Story

Beginning:

Middle:

End:



Who?

What?

Why?

When?

Use these as a whole group activity, or


Where?

How?

Nicki	Baba
badger	hedgehog
mole	owl
fox	mo

We read  
The Mitten  
today.  
Ask me to  
tell you  
about it.


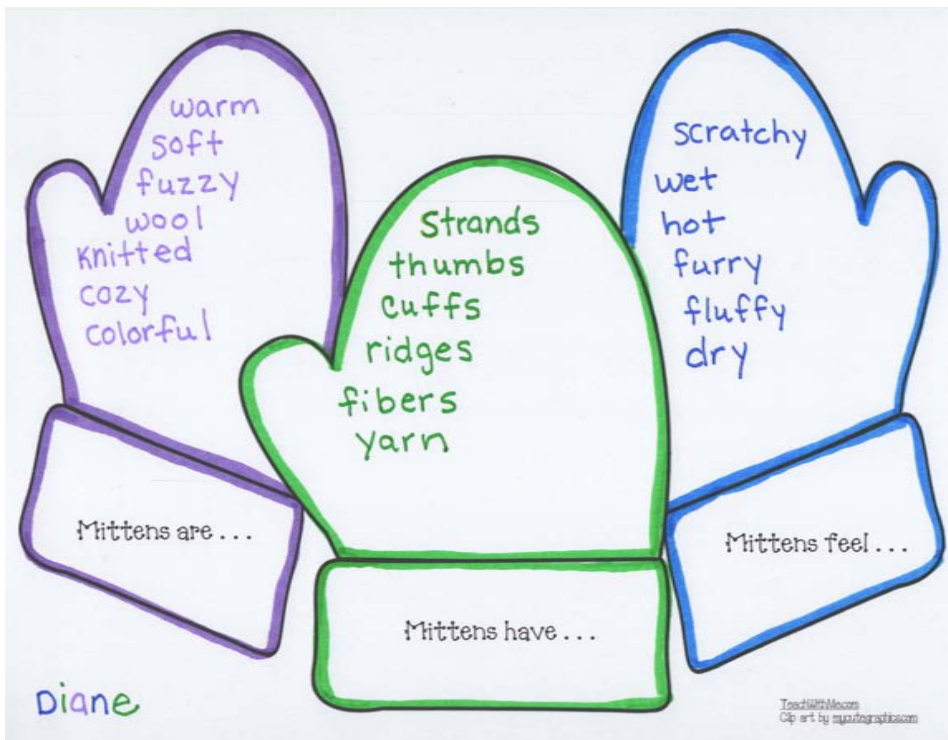
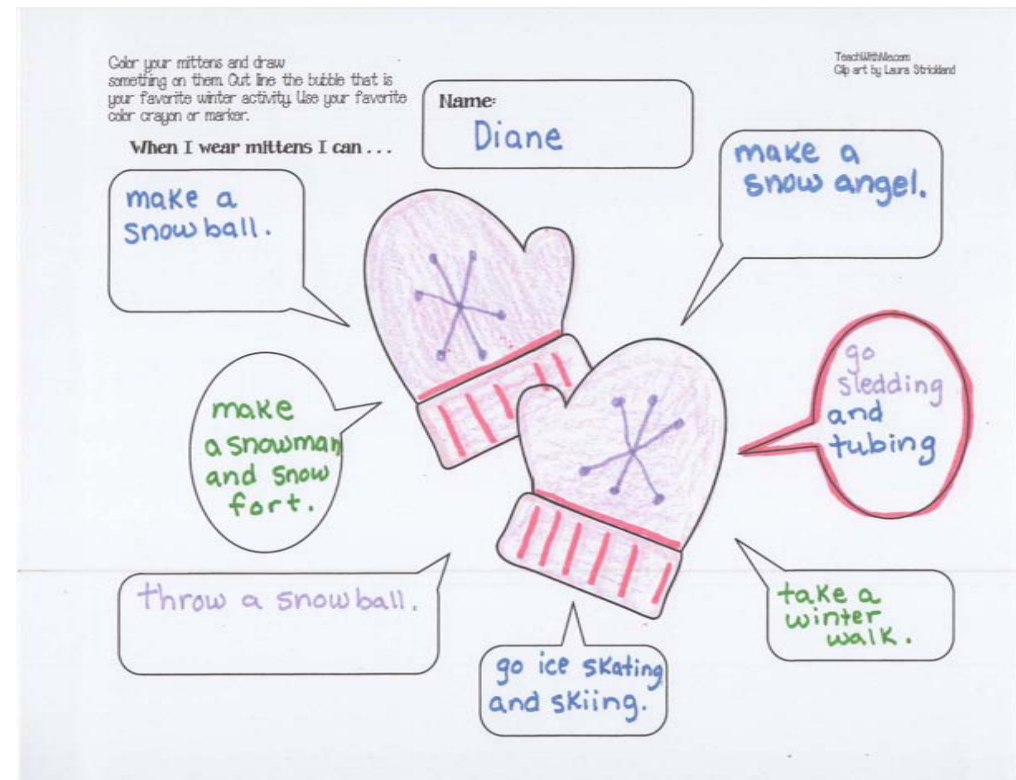
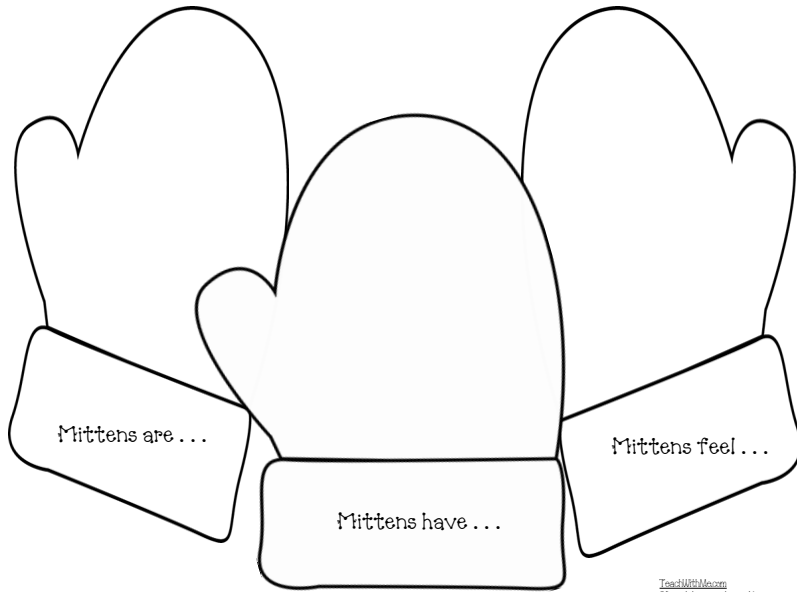
first	second	third	forth
fifth	sixth	sevent	ighth



Who Is Missing?

la


# Graphic Organizer Mittens





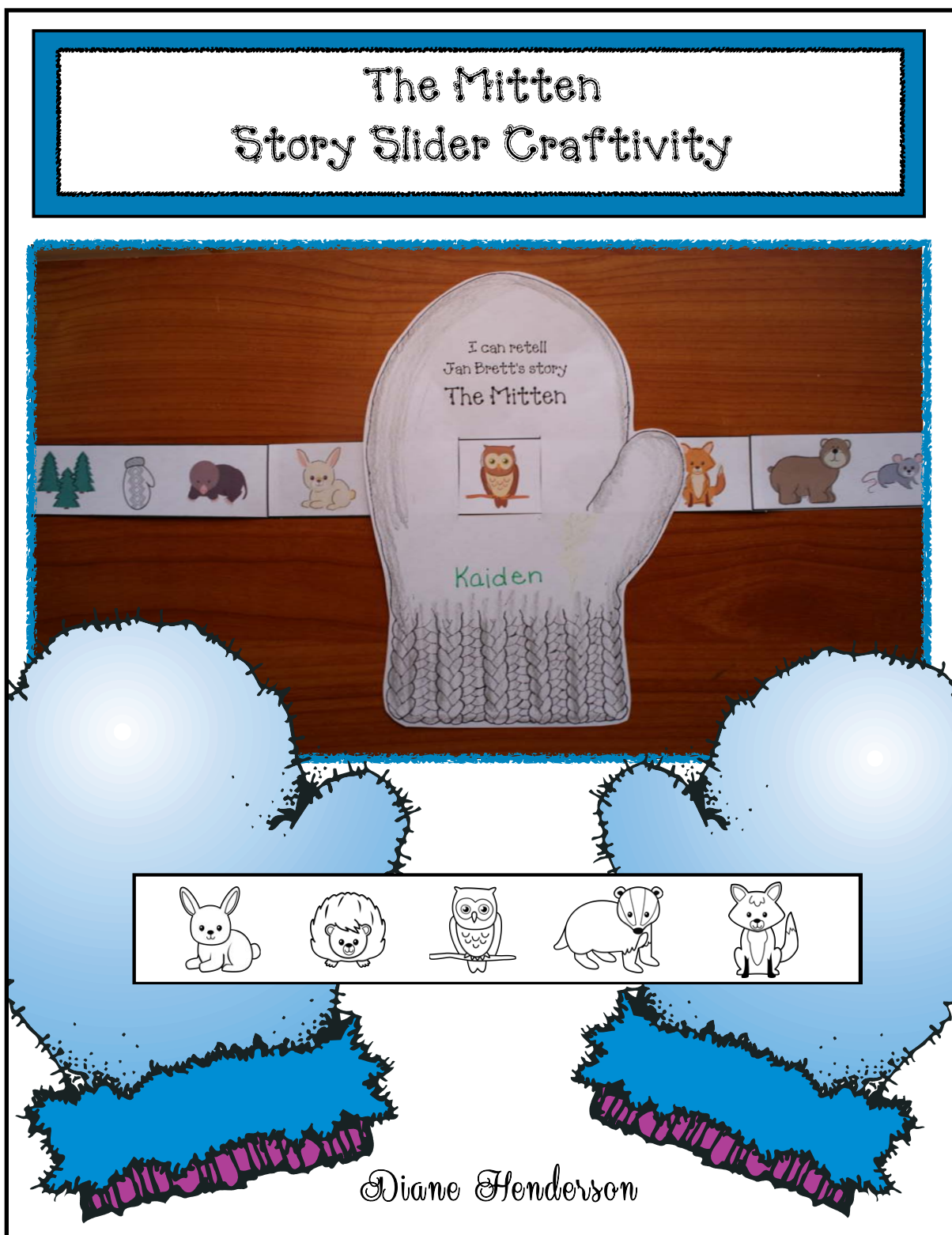


Tiny Tweets From:  
dollardoodles.com

If you liked this resource  
you may also like this other mitten-  
themed activity as well.


*Diane*

[Click on the photo.](#)



# Credits Credits Credits

Designing stuff for TpT, is extra fun because of the awesome clip art & fonts that I use from these talented artists.





Thank you so much for buying this product.

I truly hope you'll love this item & that it will make your life easier & teaching more fun!

To my loyal followers: I promise to post at least one FREEBIE each month that will hopefully knock-your-socks-off.

Please take a moment to leave feedback to earn valuable points, which equal money for future TPT purchases! Woo hoo.

If for any reason you're unhappy, please email me at:  
[dianetpt@gmail.com](mailto:dianetpt@gmail.com)

Blessings,

*Diane*



**Terms of Use:** All rights reserved. No part of this publication may be reproduced, distributed, or transmitted in any form or by any means, including photocopying, recording, or other electronic or mechanical methods, without the prior written permission of the publisher: [dianetpt@gmail.com](mailto:dianetpt@gmail.com)

This resource is for one personal classroom use by a single teacher. Duplication for an entire school, or commercial purposes is strictly forbidden, without written permission from the author. To share this resource with more than one teacher, would you please refer them to my store.

Copying any part of this product and placing it on the internet in any form, even for personal/classroom use, blog or website, is strictly forbidden and is a violation of the Digital Millennium Copyright Act (DMCA). These items can be picked up in a Google search, and traced back to the publishing site.

Copyright 2015 by Diane Henderson of [TeachWithMe.com](http://TeachWithMe.com)