





rectangle



Diane Henderson



cl

fl

h

i

Trick or Treat!

Or



s

ick

or

p

eat!

t

rep

ch

bl

ch

d

Trick or Treat!

Or



p

ick

or

p

eat

sl

rep

trick

Halloween treats that I don't really care for are...

anything that has nuts in it. I'm especially allergic to peanuts and getting sick on Halloween would certainly be the pits. Right there in the candy pits is anything peppermint. Yuck!

I don't care for popcorn balls, jawbreakers or sour candy either. You can also keep powdered straws and wax-filled concoctions, as well as those packages of Pop Rocks.

treat

Halloween treats that are my favorites are...

mini Mounds bars, 3 Musketeers and Twix. I LOVE red or black licorice, so Good 'n Plenty is plenty good to me. A nice Honeycrisp apple is divine and so is a Rice Krispie treat. Gumdrops, lollipops, and Lifesavers are also mmm mmm good, as well as anything caramel.

treat

Something that I really like about
October that's a real treat is ...

all of the gorgeous fall leaves that
have turned red, orange, and
yellow. Fall is my favorite time of
year.

trick

Something that I don't like about
October is ...

the cold, damp, drizzly weather. It
always seems to rain on Halloween.

trick

Halloween treats that I don't really
care for are ...

anything that has nuts in it. I'm
especially allergic to peanuts and
getting sick on Halloween would
certainly be the pits. Right there in
the candy pits is anything
peppermint. Yuck!

I don't care for popcorn balls,
jawbreakers or sour candy either.
You can also keep powdered straws
and wax-filled concoctions, as well
as those packages of Pop Rocks.

treat

Halloween treats that are my
favorites are ...

mini Mounds bars, 3 Musketeers and
Twix. I LOVE red or black licorice, so
Good 'n Plenty is plenty good to me.
A nice Honeycrisp apple is divine
and so is a Rice Krispie treat.
Gumdrops, lollipops, and Lifesavers
are also mmm mmm good, as well as
anything caramel.

My -eat Family Of Words	beat	peat	pleat
bleat	cheat	repeat	seat
cleat	eat	treat	wheat
feat	heat	leat	
meat	neat		

What kind of Halloween candy is your favorite?

chewy candy 	candy bar 	hard candy 	lollipop 	other

Some tips for trick or treating.

Trick or Treating
To the tune of Brother John
By Diane Henderson

Trick or treating.
Trick or treating.
Please stay safe.
Please stay safe.
Never talk to strangers.
Keep yourself from danger.
Halloween.
Halloween.

The most fun
I ever had
trick or treating was

click	flick	My -ick Word Family Cards	ick
hick	kick	wick	chick
lick	nick		

How many words
can you make
using the letters in
trick or treat?
Ready Set Gho-st!

Trick or Treat!

a d
c b
e h
j f
g m
i k
i

TRICK OR TREAT!

How many words can you make
out of the sentence
"Trick or treat?"

There were some kids on Halloween
and they went trick or treating.
t-r-i-c-k
t-r-i-c-k
t-r-i-c-k
and they got treats for eating.

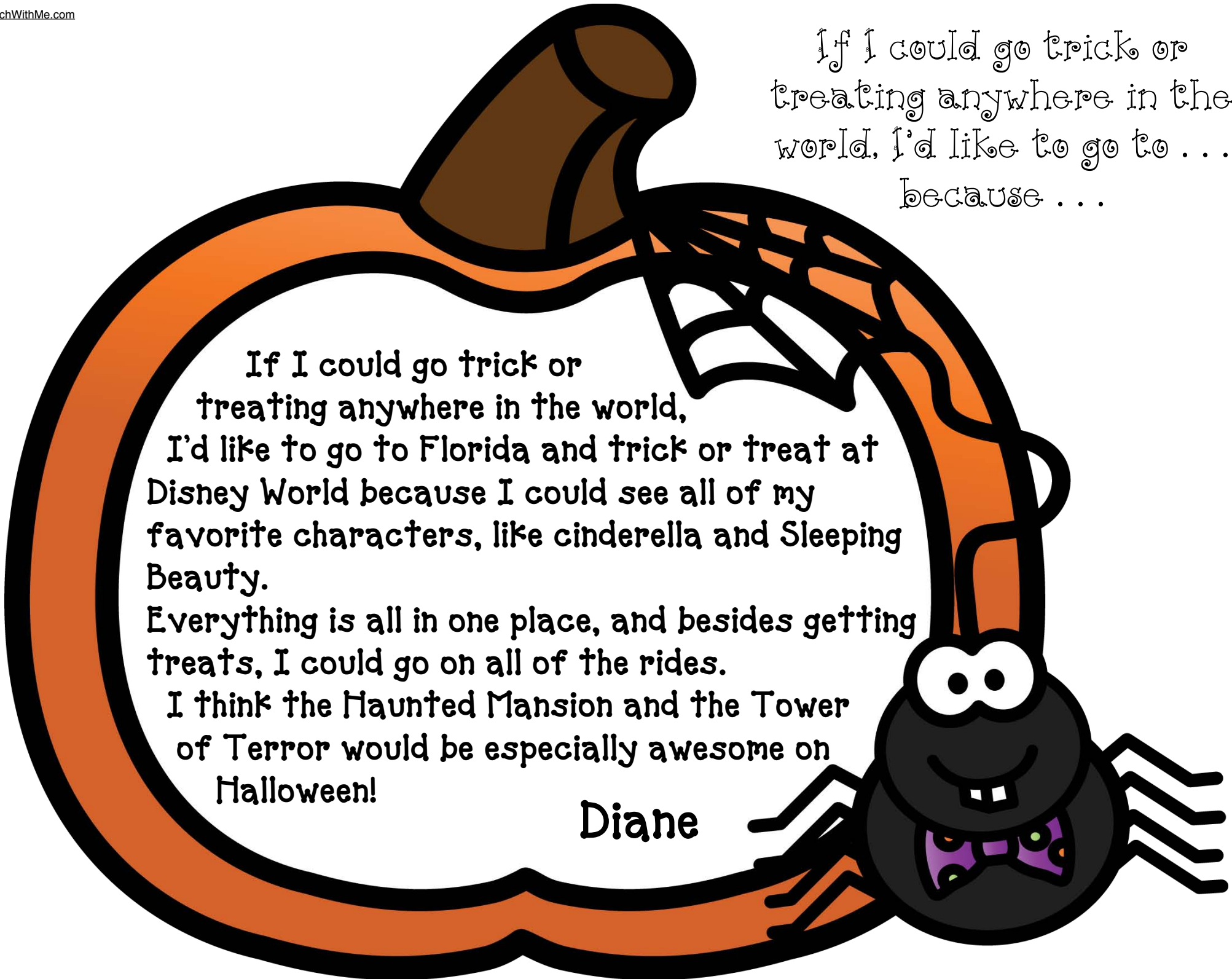
Tally Time

hard candy	total	<input type="text"/>
lollipops	total	<input type="text"/>
candy bars	total	<input type="text"/>
candy corn or other chewy candy	total	<input type="text"/>
other	total	<input type="text"/>


If I could go trick or
treating anywhere in the
world, I'd like to go to ...
because ...

If I could go trick or
treating anywhere in the world,
I'd like to go to Florida and trick or treat at
Disney World because I could see all of my
favorite characters, like cinderella and Sleeping
Beauty.
Everything is all in one place, and besides getting
treats, I could go on all of the rides.
I think the Haunted Mansion and the Tower
of Terror would be especially awesome on
Halloween!

Diane



--	--



TRACE then write the words in alphabetical order.
Look up any words that you don't know.

neat
cleat treat
feat repeat
meat wheat
beat seat
cheat leat
eat pleat
heat bleat
peat






I would or would not like
to trick or treat at a
"haunted house"
because . . .

TRACE then write the words in alphabetical order.
Look up any words that you don't know.


brick	pick
wick	slick
lick	trick
stick	snick
crick	click
kick	nick
sick	flick
chick	thick
tick	
hick	



Trick OR
Treat!



Color each shape a different color.
Spill out your candy and sort it into 6 shape piles.
Count the number of pieces in each pile and fill in your graph.



totals:

[illegible]


The most candy was in a _____ shape.

The least amount of candy was in the _____ shape.

I did not have any candy in the

```
.....shape(s).
```

grand total:



1	2	3	4	5	6	7	8	9	10
---	---	---	---	---	---	---	---	---	----

1	2	3	4	5	6	7	8	9	10
---	---	---	---	---	---	---	---	---	----

Trick or Treat!

10	20	30	40	50	60	70	80	90	100
----	----	----	----	----	----	----	----	----	-----

Trick or treat!									2
									4
									6
									8
									10
									12
									14
									16
									18
									20

Trick or treat!									10
									20
									30
									40
									50
									60
									70
									80
									90
									100

10	9	8	7	6	5	4	3	2	1
----	---	---	---	---	---	---	---	---	---

10	9	8	7	6	5	4	3	2	1
----	---	---	---	---	---	---	---	---	---

Trick or treat!

10	20	30	40	50	60	70	80	90	100
----	----	----	----	----	----	----	----	----	-----

Trick or treat!									2
									4
									6
									8
									10
									12
									14
									16
									18
									20

Trick or treat!									2
									4
									6
									8
									10
									12
									14
									16
									18
									20

2	4	6	8	10	12	14	16	18	20
---	---	---	---	----	----	----	----	----	----

10	20	30	40	50	60	70	80	90	100
----	----	----	----	----	----	----	----	----	-----

Trick or treat!									1
									2
									3
									4
									5
									6
									7
									8
									9
									10

10	20	30	40	50	60	70	80	90	100
----	----	----	----	----	----	----	----	----	-----

Trick or treat!									1
									2
									3
									4
									5
									6
									7
									8
									9
									10

2	4	6	8	10	12	14	16	18	20
---	---	---	---	----	----	----	----	----	----



Wishing you a happy & safe Halloween

Trick or Treat Tips

Don't go alone.

Children under 12 should be with an adult.

Lit is fit! Carry a flashlight.

Wear reflective tape or glow sticks.

Do not chew on glow sticks. The liquid is toxic.

Trick or treat in your own neighborhood,
or places that you know.

Go only to houses with lights on.

Wear comfy shoes.

Make sure your costume is not so long
that it drags and can trip you up.

Before you eat any candy, have your parents check it.

Do not eat unwrapped candy.

Do not eat homemade treats from
people you don't know.

Limit the amount of candy that you eat at one time.

Brush your teeth after treats.

Carry short flexible props that won't cause injury.

Avoid a mask that doesn't fit and impairs your vision.

Stay on the sidewalk or path.

Cross streets at corners and crosswalks.

Look both ways before crossing streets.

Walk; don't run.

Don't enter homes of people you don't know.

Don't accept rides from strangers.

Stay clear of lit pumpkins, candles and luminaries.

Remember to say "Thank you!"

Shaping up with candy!



Candy Shapes



cone



cube



cylinder



sphere



rectangle



square



oval



triangle



circle



cone




sphere



cube



cylinder



triangle



square



rectangle



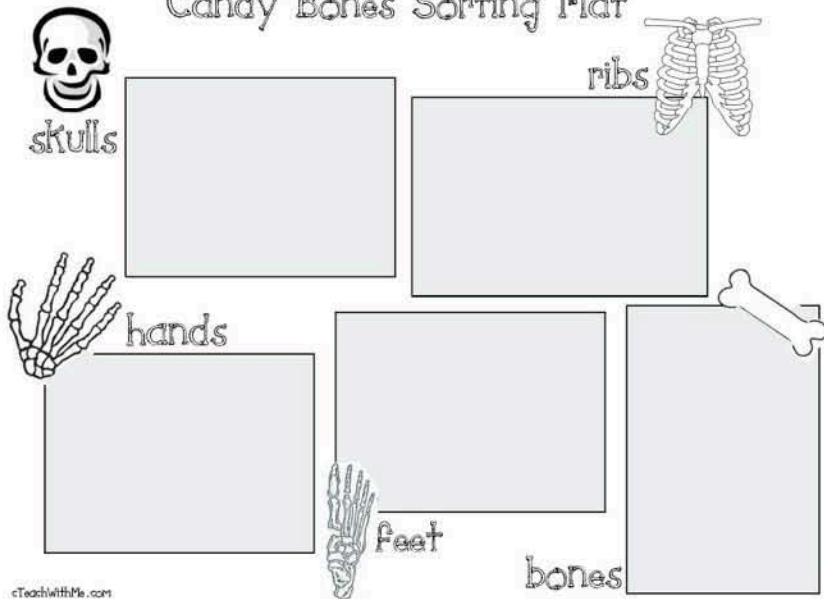
circle



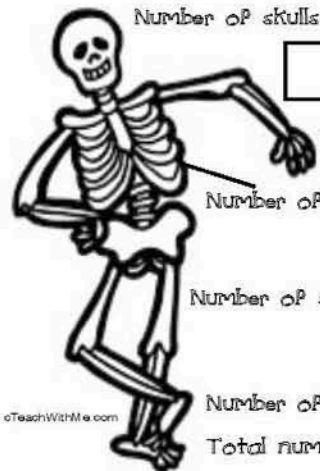


rectangle

Candy Bones Sorting Mat



cTeachWithMe.com



Number of skulls:

Number of hands:

Number of ribs:

Number of separate bones:

Number of feet:

Total number of bones in my package:

Candy Bones

Make a tally mark for each type of bone that you find.

cTeachWithMe.com

Graphing Candy Bones

cTeachWithMe.com

Count up each shape in your package and graph them. Use a different color crayon for each shape. Total:

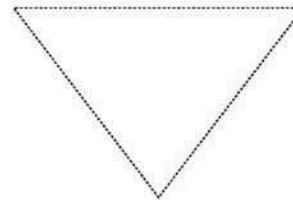
Grand Total: _____



Candy Bones Guessing

cTeachWithMe.com

How many bones do you think you can fit in each of these shapes?



Guess:

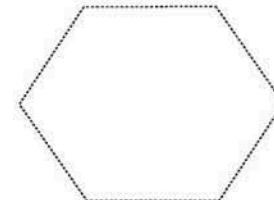
Actual:

My guess was

<

>

=



Guess:

Actual:

My guess was

<

>

=



Guess:

Actual:

My guess was

<

>

=

Candy Bones Activities

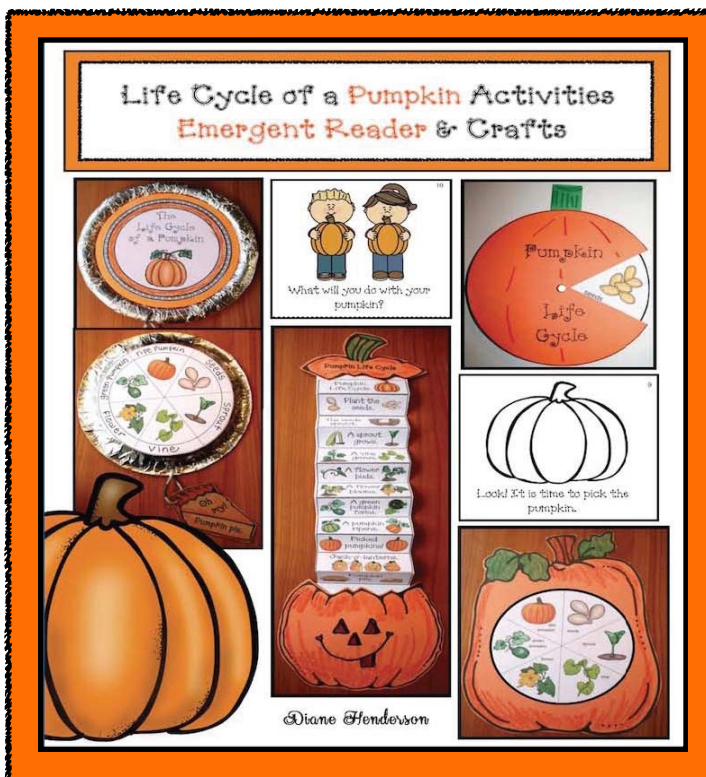



Tiny Tweets From:
dollardoodles.com

If you liked this fall-themed resource,
you may also like these autumn
activities as well.




Diane

Click on pix.



Credits Credits Credits

Designing stuff for TpT, is extra fun because of the awesome clip art & fonts that I use from these talented artists.





Thank you so much for buying this product.

I truly hope you'll love this item & that it will make your life easier & teaching more fun!

To my loyal followers: I promise to post at least one FREEBIE each month that will hopefully knock-your-socks-off.

Please take a moment to leave feedback to earn valuable points, which equal money for future TPT purchases! Woo hoo.

If for any reason you're unhappy, please email me at: dianetpt@gmail.com

Blessings,

Diane



Terms of Use: All rights reserved. No part of this publication may be reproduced, distributed, or transmitted in any form or by any means, including photocopying, recording, or other electronic or mechanical methods, without the prior written permission of the publisher: dianetpt@gmail.com

This resource is for one personal classroom use by a single teacher. Duplication for an entire school, or commercial purposes is strictly forbidden, without written permission from the author. To share this resource with more than one teacher, would you please refer them to my store.

Copying any part of this product and placing it on the internet in any form, even for personal/classroom use, blog or website, is strictly forbidden and is a violation of the Digital Millennium Copyright Act (DMCA). These items can be picked up in a Google search, and traced back to the publishing site.

Copyright 2015 by Diane Henderson of TeachWithMe.com