




The  
Seasons  
Of My  
Apple  
Tree




winter



spring




summer




autumn


**The  
Seasons  
Of My  
Apple  
Tree**




**winter**



**spring**




**summer**




**autumn**


**The  
Seasons  
Of My  
Apple  
Tree**




**winter**



**spring**




**summer**




**autumn**


**The  
Seasons  
Of My  
Apple  
Tree**




**winter**





**spring**




**summer**



**autumn**





fall/autumn

summer

spring

winter

The seasons  
of my apple tree.


Kaitlyn



Way up high in  
the apple tree.  
Five little  
apples looked  
down at me.

I shook that  
tree as hard as  
I could.  
Down came an  
apple.  
MMMMMMMM  
good!

Kaitlyn



I read Gail Gibbons' book,  
The Seasons of **Arnold's** Apple Tree  
to introduce this lesson.

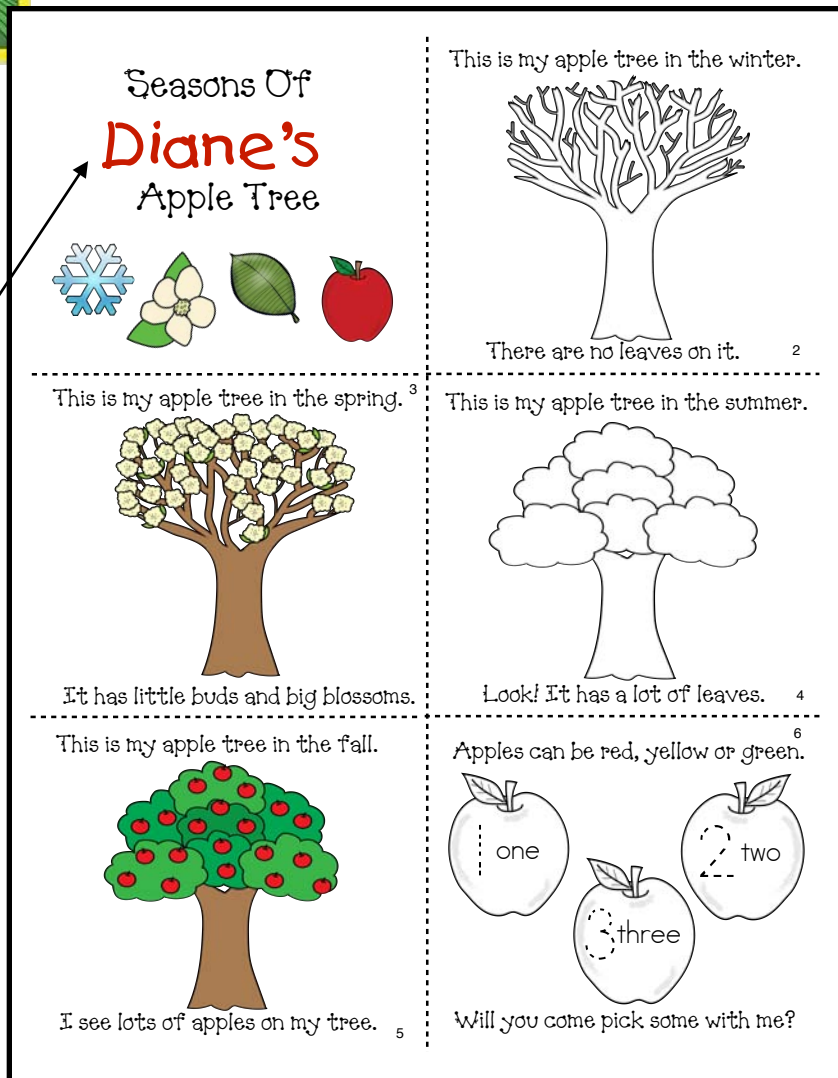
The booklet comes in full color for  
the teacher's copy, as well as black &  
white for your students.


There are 36 sight words from the  
Dolch lists in it!

Take a teachable moment to explain  
possessive nouns if that's appropriate  
for your age group.

The second page of the emergent  
reader is optional.

I included it, as my students love  
sharing their opinions, and this gives  
us a Segway into graphing.



<p>My favorite season is</p> <p>because ...</p> <p>Draw a picture.</p> <p>7</p>	<p>My favorite color apple is ...</p>  <p>8</p>
---	---



## FYI Seasonal Tree Branch

You can keep this as a whole worksheet, or for some extra cutting practice, to help strengthen those weak finger muscles, have students cut into 4 pages, collate, add a cover then staple together to make a "just the right size" flip booklet.



I've included a cover for this.

[TeachWithMe.com](http://TeachWithMe.com)


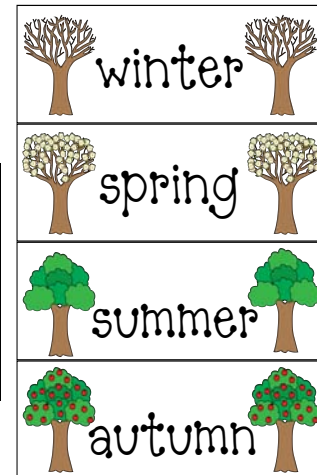

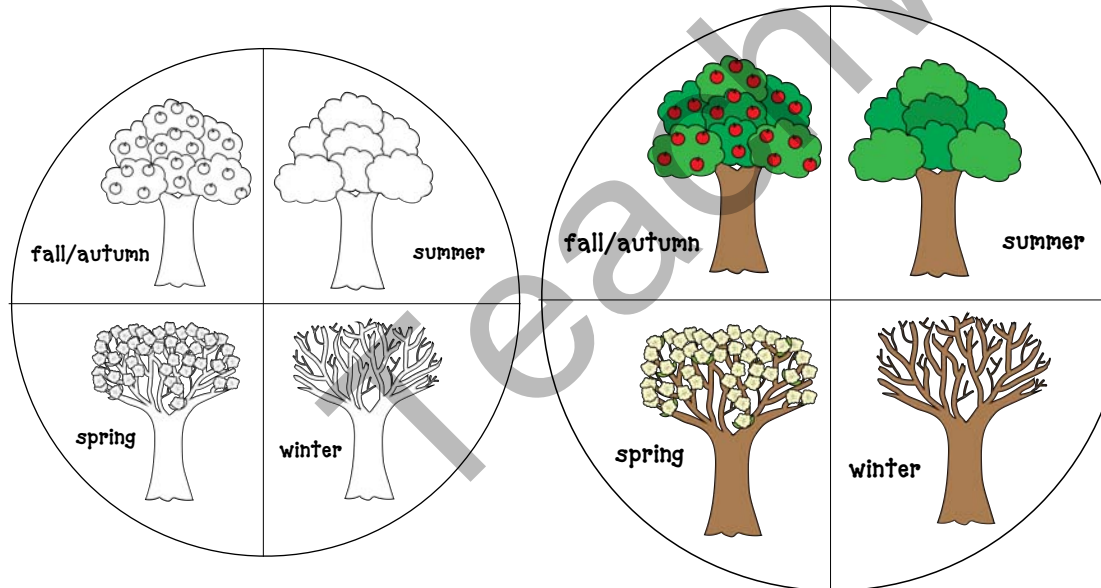



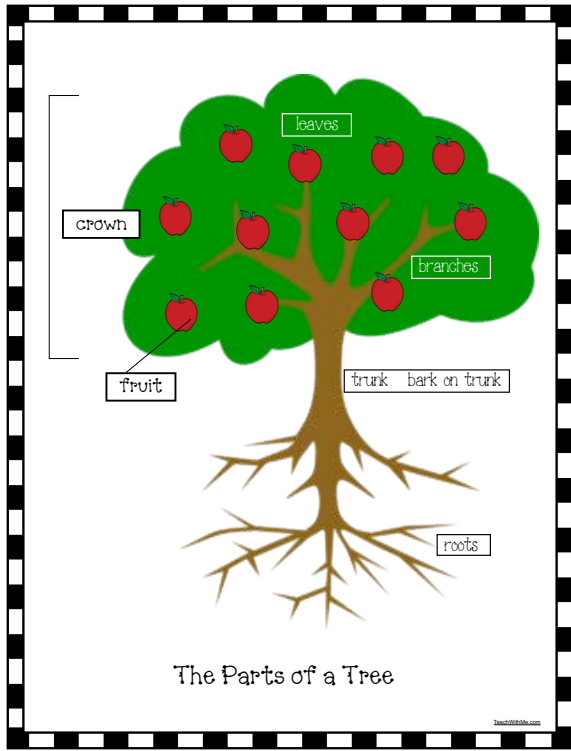




Ripe and ready to pick!






I've included real photographs of apple trees during the various seasons. Share them with your students via a bulletin board display, posters, flashcards, or bind in a booklet.




# Seasons Of

## Apple Tree



1

This is my apple tree in the winter.




There are no leaves on it.

2


This is my apple tree in the spring.

3



It has little buds and big blossoms.


This is my apple tree in the summer.



Look! It has a lot of leaves.

4

This is my apple tree in the fall.





I see lots of apples on my tree.



5

Apples can be red, yellow or green.

6



Will you come pick some with me?



winter	spring	summer	autumn
--------	--------	--------	--------

### Autumn

1
2
3
4
5
6
7
8
9
10

### Spring

10
9
8
7
6
5
4
3
2
1

### Winter


10
20
30
40
50
60
70
80
90
100

### Summer

2
4
6
8
10
12
14
16
18
20



1	2	3	4	5	6	7	8	9	10
winter				spring					
summer				autumn					

1	2	3	4	5	6	7	8	9	10
winter				spring					
summer				autumn					



# Credits Credits Credits

Designing stuff for TpT, is extra fun because of the awesome clip art & fonts that I use from these talented artists.






Tiny Tweets From:  
dollaraddies.com

If you liked this fall-themed resource,  
you may also like these autumn  
activities as well.

*Diane*

click on pix





Thank you so much for buying this product.

I truly hope you'll love this item & that it will make your life easier & teaching more fun!

To my loyal followers: I promise to post at least one FREEBIE each month that will hopefully knock-your-socks-off.

Please take a moment to leave feedback to earn valuable points, which equal money for future TPT purchases! Woo hoo.

If for any reason you're unhappy, please email me at:  
[dianetpt@gmail.com](mailto:dianetpt@gmail.com)

Blessings,

*Diane*



**Terms of Use:** All rights reserved. No part of this publication may be reproduced, distributed, or transmitted in any form or by any means, including photocopying, recording, or other electronic or mechanical methods, without the prior written permission of the publisher: [dianetpt@gmail.com](mailto:dianetpt@gmail.com)

This resource is for one personal classroom use by a single teacher. Duplication for an entire school, or commercial purposes is strictly forbidden, without written permission from the author. To share this resource with more than one teacher, would you please refer them to my store.

Copying any part of this product and placing it on the internet in any form, even for personal/classroom use, blog or website, is strictly forbidden and is a violation of the Digital Millennium Copyright Act (DMCA). These items can be picked up in a Google search, and traced back to the publishing site.

Copyright 2015 by Diane Henderson of [TeachWithMe.com](http://TeachWithMe.com)