



We deserve a hand  
for surviving our 1st day!

We felt ....








We deserve a hand  
for surviving our 1st day!

We felt ...






# Literacy Packet For The Kissing Hand



Diane Henderson



## Tell a Tale Raccoon Tail Craftivity.

Little ones can simply color, cut & glue their raccoon.

Older students can complete a writing prompt on the tail portion.

Ideas:

3-4 things I liked about school today.

2-3 emotions they felt about going to school.

3-4 things they learned at school.

Completed projects make a sweet bulletin board.




# A Tale About Me Craftivity


Students can simply do the raccoon's tail writing prompt: A Tale About Me, or color, cut & glue the tail to the back of their raccoon's head.

Completed projects make a sweet bulletin board. Fun way to get to know your student's too.

[cTeachWithMe.com](http://cTeachWithMe.com)







I had a \_\_\_\_\_ day at school today. Here are 3 reasons why:

On the first day of school we felt ...

Persons: \_\_\_\_\_ Feelings: \_\_\_\_\_

**my feelings!**


Color in the face that best describes how you felt on the first day of school, or make one of your own.

On the first day of school I felt ...



I'd like to blow a comfort kiss to \_\_\_\_\_

because...



**"Paws" and reflect on the story.**

My favorite part of the story was ...

**Our First Day**  
A Class Book  
By \_\_\_\_\_

My name is \_\_\_\_\_  
Today's date is \_\_\_\_\_  
It is the \_\_\_\_\_ day of school.

One thing I am nervous about is ...

One thing I did not like about today was ...

Three things I liked about today ...

I can retell The Kissing Hand

Beginning: \_\_\_\_\_ Middle: \_\_\_\_\_ End: \_\_\_\_\_

We read The Kissing Hand today! Ask me to retell the story to you.

My favorite part was when...

**Raccoons**

Are ...	Can ...	Have ...
_____	_____	_____

We deserve a hand for surviving our 1st day!

We felt ...

My name is \_\_\_\_\_

I feel \_\_\_\_\_

**School**  
A Class Book  
By \_\_\_\_\_

**Tell me about the story.**

Title: \_\_\_\_\_

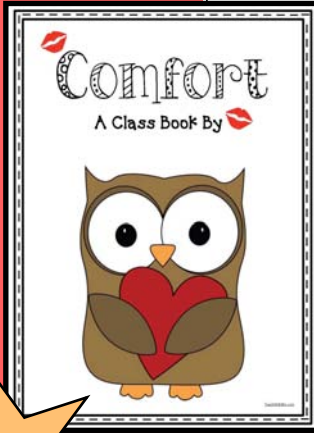
Author: \_\_\_\_\_

Illustrators: \_\_\_\_\_

Characters: \_\_\_\_\_

Setting: \_\_\_\_\_

Event: \_\_\_\_\_



**Discussions:**

Chloe's mommy kissed his hand to bring him comfort. What does someone who loves you, do to give you comfort? Do you have something like a blanket or stuffed animal that brings you comfort? Can you think of some times when you need comforting?

We felt ...







Children trace their hand on a folded sheet of flesh-tone construction paper & cut once.

Add some details like fingernails, & rings (I used self-stick, flat-backed rhinestones").



Students glue the heart to the front, color, cut & glue the secret message, accordion fold it and glue each end to the inside of the hand prints.

They write I love you and sign their name, folding it back up.

[TeachWithMe.com](http://TeachWithMe.com)



Here's a secret I'll share with you.  
Chester's mom said it's true.



If you want to feel them near,  
have them kiss your hand right here.



**A-maze-ing r letter work.**

r	a	c	o	r
r	r	p	k	r
n	r	r	r	r
g	h	r	r	m
r	r	r	r	r

Trace all of the letters. Color the r how the maze color. This will trace 5 different paths to get the raccoon to both of his friends.

**Please Box It Up**

Print and color the boxes that spell out the nocturnal animal's name. Use a different color for each word. Color the animals.

raicbat  
ebbeara  
mrabbit  
owlatto  
wraccoon  
hskunk  
xamouse

Name: \_\_\_\_\_

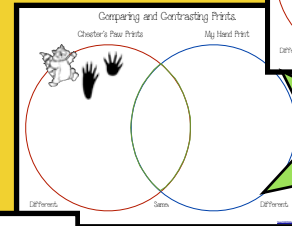
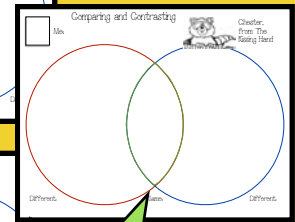
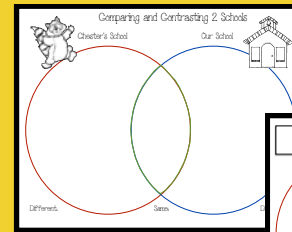
**1** Beginning

**2** Middle

**3** End

**Parts of a story.**

Color, cut & glue the pictures where your Bats they belong.



Name: \_\_\_\_\_

**1** Beginning

**2** Middle

**3** End

Chester did not want to go to school.

He was sad and scared at the thought.

**1** Beginning

**2** Middle

**3** End

The money told him that he would make lots of friends and have a lot of fun at school. She told him that she loved him and placed his paw.

Chester went to school and really enjoyed it.

**I found 22**

acorn	croc
ah	croon
arc	no
can	hor
car	oar
coco	on
cocoa	or
con	orca
coo	rah
corn	roan
corona	roc

**raccoon**



**is chester nocturnal**

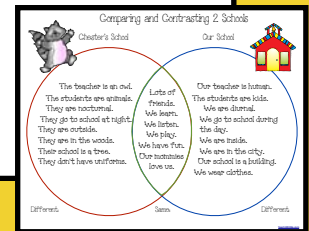
**his mom kissed his paw**

**what was the secret**

**Rr Rr**

is for raccoon and ...

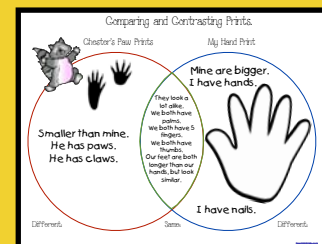
**How many words can you make using the letters in raccoon?**



**Rr Rr**

is for raccoon and ...

rain	radio
rabbit	rap
rhino	radish
ring	rig
race	raisin
run	ranch
rain	rattle
railroad	read
runp	reach
raice	rope
rent	roll
replace	respect





- Take a moment to teach everyone how to sign ***“I love you!”***
- Make it a point to have children look at how their fingers are positioned.
- Children glue their handprint on top of the red heart.
- They trim and glue the blue heart to the middle of that.
- When children are done, punch a hole at the top right corner.
- Tie with a yarn loop or piece of curling ribbon.
- You can hang these back-to-back from the ceiling, or send them home.
- I really like the extra pizzazz the scalloped heart adds, however this might be more difficult for PK kiddos unless they are pre-cut, so I’ve also included a straight-edged template if you want children to be able to cut both heart patterns. Because it’s on a fold, there’s not all that much cutting involved.



# Comparing and Contrasting 2 Schools



Chester's School

Our School



The teacher is an owl.  
The students are animals.  
They are nocturnal.  
They go to school at night.  
They are outside.  
They are in the woods.  
Their school is a tree.  
They don't have uniforms.

Lots of friends.  
We learn.  
We listen.  
We play.  
We have fun.  
Our mommies love us.

Our teacher is human.  
The students are kids.  
We are diurnal.  
We go to school during the day.  
We are inside.  
We are in the city.  
Our school is a building.  
We wear clothes.

Different:


Same:

Different:



# Comparing and Contrasting Prints.

Chester's Paw Prints



My Hand Print

Mine are bigger.  
I have hands.



I have nails.

They look a lot alike.  
We both have palms.  
We both have 5 fingers.  
We both have thumbs.  
Our feet are both longer than our hands, but look similar.

Smaller than mine.  
He has paws.  
He has claws.

Different:

Same:

Different:



chester felt  
toasty warm



the kiss will stick



good-bye  
i love you





I had a great 1st day!

Ask me what I did!



A baby raccoon wears a disguise but it really comes as no surprise that Chester's mommy loves him and your family does too. Take a look at the photo; they're thinking of you.



## Nocturnal Animals

Nocturnal animals sleep during the day and are active at night.



## Nocturnal

Nocturnal animals sleep during the day and are active at night.



I can retell The Kissing Hand

Beginning



Middle



End



Question Words For:  
The Kissing Hand



Who

Where

What

Why

When

How

Dear Families,

To chase away the blues when a child is missing their display filled with family photographs. Would you please send a photo of your child, so that they are represented.

Thanks in advance for your cooperation.

Educationally Yours,



Skidamarink a-dink, a-dink,  
Skidamarink a-doo,  
I love you. <3>

I love you in the morning,  
And in the afternoon;  
I love you in the evening.

## Parts Of A Book

Front Cover

Title:

The Kissing Hand

Author:

Audrey Penn

Illustrators:

Ruth E. Harper and  
Nancy M. Leak



Here's a secret I'll share with you.  
Chester's mom said it's true.



If you want to feel them near,  
have them kiss your hand right here.



Characters:



Setting:



Events:



I'm like  
Chester.  
I didn't  
want to go  
to school.



Not me.  
I was  
excited to  
come!



Skidamarink a-dink, a-dink,  
Skidamarink a-doo,  
I love you. <3>

I love you in the morning,  
And in the afternoon;  
I love you in the evening,  
And underneath the moon.

Oh, skidamarink a-dink,  
a-dink,  
Skidamarink a-doo,  
I love you.



Hooray! Hooray!  
So glad you're here today.



To show you that it's true,  
here's a little kiss for you.

bat	moon	star
firefly	mole	moth
mouse	owl	porcupine
rabbit	raccoon	skunk



I had a great first day! Ask me why.



American Sign Language  
Alphabet







Thank you so much for buying this product.

I truly hope you'll love this item & that it will make your life easier & teaching more fun!

To my loyal followers: I promise to post at least one knock-your-socks-off FREEBIE each month!

Please take a moment to leave feedback to earn valuable points, which equal money for future TPT purchases! Woo hoo.

If for any reason you're unhappy, please email me at: [dianetpt@gmail.com](mailto:dianetpt@gmail.com)

Blessings, *Diane*

Tiny Tweets From:  
[dollar doodles.com](http://dollar doodles.com)

## Credits:

dj inkers (Dianne J. Hook)  
**Fonts & clips.**  
<http://www.djinkers.com/>



RebeccaB Designs:  
<https://www.teacherspayteachers.com/Store/Rebeccab-Designs>



<https://www.teacherspayteachers.com/Store/Teaching-In-The-Tongass>

Laura Strickland:  
[mycutegraphics.com](http://mycutegraphics.com)  
She also has a TpT store called **Whimsy Clips**



Rebekka Font by [kevinandamanda.com](http://kevinandamanda.com)


**Terms of Use:** All rights reserved. No part of this publication may be reproduced, distributed, or transmitted in any form or by any means, including photocopying, recording, or other electronic or mechanical methods, without the prior written permission of the publisher: [dianetpt@gmail.com](mailto:dianetpt@gmail.com)

This resource is for one personal classroom use by a single teacher. Duplication for an entire school, or commercial purposes is strictly forbidden, without written permission from the author. To share this resource with more than one teacher, would you please refer them to my store.


Copying any part of this product and placing it on the internet in any form, even for personal/classroom use, blog or website, is strictly forbidden and is a violation of the Digital Millennium Copyright Act (DMCA). These items can be picked up in a Google search, and traced back to the publishing site.

Copyright 2015 by Diane Henderson of [TeachWithMe.com](http://TeachWithMe.com)

*"Believe you can and you're half way there."*



[www.SmartPuppyLearning.blogspot.com](http://www.SmartPuppyLearning.blogspot.com)



<https://www.teacherspayteachers.com/Store/Scrappin-Doodles>