

# Patches

## The Standard Scarecrow





Letters, Numbers,  
Shapes, Time, Vowels,  
Colors, Blends, Words:  
Rhyming, Compound, CVC,  
Beginning S Sound  
& Contractions.




Diane Henderson


	1
	2
	3
	4
	5
	6
	7
	8
	9
	10



Ss is for scarecrow.										1
										2
										3
										4
										5
										6
										7
										8
										9
										10

Ss is for scarecrow.										10
										20
										30
										40
										50
										60
										70
										80
										90
										100

10	9	8	7	6	5	4	3	2	1
									

10	9	8	7	6	5	4	3	2	1
									

10	20	30	40	50	60	70	80	90	100
									



Some of the goodies!





read

I see a red circle inside the sunflower.

red

trace

write

red

I see an orange circle inside the sunflower.

orange

orange



I see a yellow circle inside the sunflower.

yellow

yellow

I see a green circle inside the sunflower.

green

green



TeachWithAHeart.com

Fill in the ending punctuation.

The scarecrow spies a 1

1



Trace

one 1 1 1

Write

1 2 3 4 5 6 7 8 9 10

Circle

The scarecrow spies a 2

two 2 2 2

1 2 3 4 5 6 7 8 9 10

The scarecrow spies a 3

three 3 3 3

1 2 3 4 5 6 7 8 9 10

The scarecrow spies a 4

four 4 4 4

1 2 3 4 5 6 7 8 9 10

The scarecrow spies a 5

five 5 5 5

1 2 3 4 5 6 7 8 9 10

TeachWithAHeart.com

TeachWithAHeart.com

Fill in the ending punctuation.

The scarecrow spies a 6

six 6 6 6

1 2 3 4 5 6 7 8 9 10

The scarecrow spies a 7

seven 7 7 7

1 2 3 4 5 6 7 8 9 10

The scarecrow spies an 8

eight 8 8 8

1 2 3 4 5 6 7 8 9 10

The scarecrow spies a 9

nine 9 9 9

1 2 3 4 5 6 7 8 9 10

The scarecrow spies a 10

ten 10 10

1 2 3 4 5 6 7 8 9 10

Two emergent readers reinforce colors  
and numbers.

SC words don't scare me. I know all of these and that's something to crow about!

### Do you know these SC words?

scab	school	screech
scale	scold	screen
scallop	schooner	screw
scalp	scoop	scribble
scaly	scoot	scrimp
scam	scope	scrooge
scamper	scorch	scrub
scan	score	scrunch
scant	scorn	scuba
scar	scout	scuff
scarce	scowl	sculpt
scare	scram	scum
<b>scarecrow</b>	scramble	science
scarf	scrap	scissors
scarlet	scratch	scene
scatter	scrawl	scent
scholar	scream	



Read the sentences and fill in the missing word from the word bank below. Add end punctuation.

TIP: Cross off the words as you use them.

scrib, scale, scab, scream, scrap, scribble, school, scoop, scar, scissors, scratch, scot

Don't pick that \_\_\_\_\_

Are you done cutting with the \_\_\_\_\_

I am so mad I could just \_\_\_\_\_

\_\_\_\_\_ off all of that dirt.

May I please have a piece of \_\_\_\_\_ paper

The monkey had to \_\_\_\_\_ his itch.

Please print nicely. Don't \_\_\_\_\_

Is it time to go to \_\_\_\_\_ yet

You better \_\_\_\_\_ or you're going to be late

I'll have one \_\_\_\_\_ of ice cream please

That's a deep cut. You're sure to have a nasty \_\_\_\_\_

You need a \_\_\_\_\_ to weigh that.



TeachWithMe.com

Clip art by djinkers.


## SCARECROW

### My Booklet of SC Words

By: \_\_\_\_\_



### Activities For 50 SC Words



Fill in the SC blend to make a word. Trace the rest of the letters.

ar	aly	holar	rimp
oop	ab	hool	rub
ope	ale	oot	runch
our	am	orch	rooge
owl	allop	ore	ribble
uba	ent	ram	uff
old	um	rap	ulpt
orce	ant	ratc	orce
alp	atter	rawl	reech
orn	are	ream	jence
out	arf	reen	issors



Name: \_\_\_\_\_

TRACE then write the words in alphabetical order. Look up any words that you don't know.

scale	scor
scan	scuff
scam	scrub
scarf	scoop
screw	scant
scholar	scatter
scab	score
scoot	scarf
school	scorch
scrimp	scare
scamper	scram
scream	scrap




TeachWithMe.com






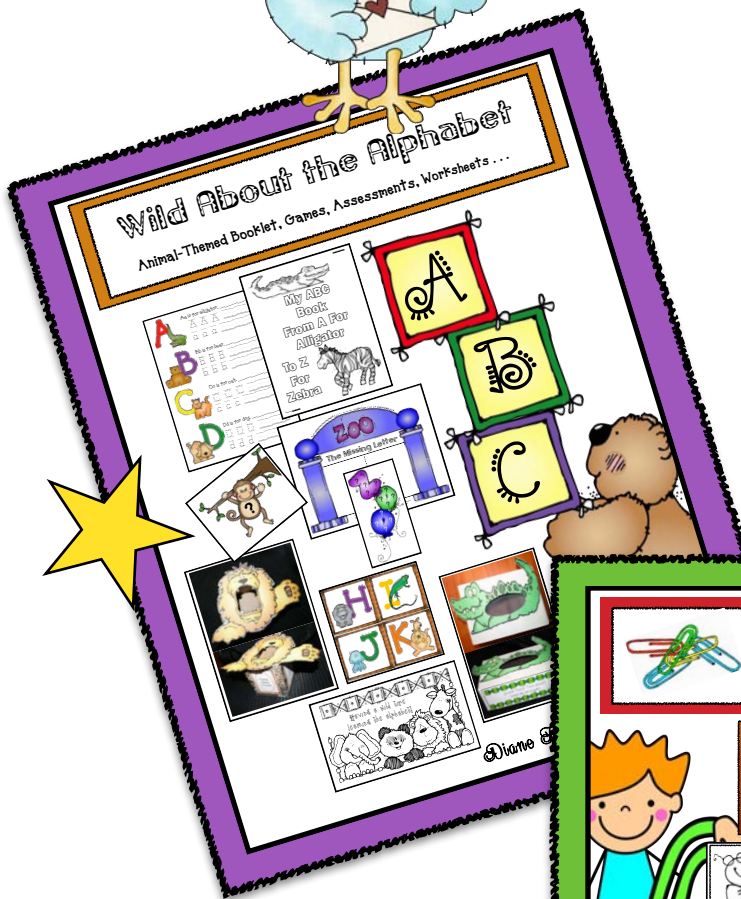
## school

## scene



If you liked this resource,  
you may also like these other  
alphabet activities as well.

*Diane*





Thank you so much for buying this product.

I truly hope you'll love this item & that it will make your life easier & teaching more fun!

To my loyal followers: I promise to post at least one knock-your-socks-off FREEBIE each month!

Please take a moment to leave feedback to earn valuable points, which equal money for future TPT purchases! Woo hoo.

If for any reason you're unhappy, please email me at: [dianetpt@gmail.com](mailto:dianetpt@gmail.com)

Blessings, *Diane*

Tiny Tweets From:  
[dollaraddoodles.com](http://dollaraddoodles.com)

## Credits:

dj inkers (Dianne J. Hook)  
**Fonts & clips.**  
<http://www.djinkers.com/>



Laura Strickland:  
[mycutegraphics.com](http://mycutegraphics.com)  
She also has a TpT store called **Whimsy Clips** <https://www.teacherspayteac>

Sarah's  
EduClips:  
<http://educlipsdesign.blogspot.com/>



<http://www.kpmdoodles.com/>



RebeccaB Designs:  
<https://www.teacherspayteachers.com/Store/Rebeccab-Designs>

**Terms of Use:** All rights reserved. No part of this publication may be reproduced, distributed, or transmitted in any form or by any means, including photocopying, recording, or other electronic or mechanical methods, without the prior written permission of the publisher: [dianetpt@gmail.com](mailto:dianetpt@gmail.com)

This resource is for one personal classroom use by a single teacher. Duplication for an entire school, or commercial purposes is strictly forbidden, without written permission from the author. To share this resource with more than one teacher, would you please refer them to my store.

Copying any part of this product and placing it on the internet in any form, even for personal/classroom use, blog or website, is strictly forbidden and is a violation of the Digital Millennium Copyright Act (DMCA). These items can be picked up in a Google search, and traced back to the publishing site.

Copyright 2015 by Diane Henderson  
of [TeachWithMe.com](http://TeachWithMe.com)

"Believe you can and you're half way there."

# Odd Todd's Pumpkin Patch


TeachWithMe.Com  
Scarecrow clip art by djinkers.com

"Hi, I'm Odd Todd. All of the pumpkins in my field are odd. Could you sort the pumpkins and put the correct ones in my pumpkin patch? Thank you!"



# Odd Todd's Pumpkin Patch

TeachWithMe.Com  
Scarecrow clip art by djinkers.com




"Hi, I'm Odd Todd. All of the pumpkins in my field are odd. Could you sort the pumpkins and put the correct ones in my pumpkin patch? Thank you!"




# Even Steven's Pumpkin Patch

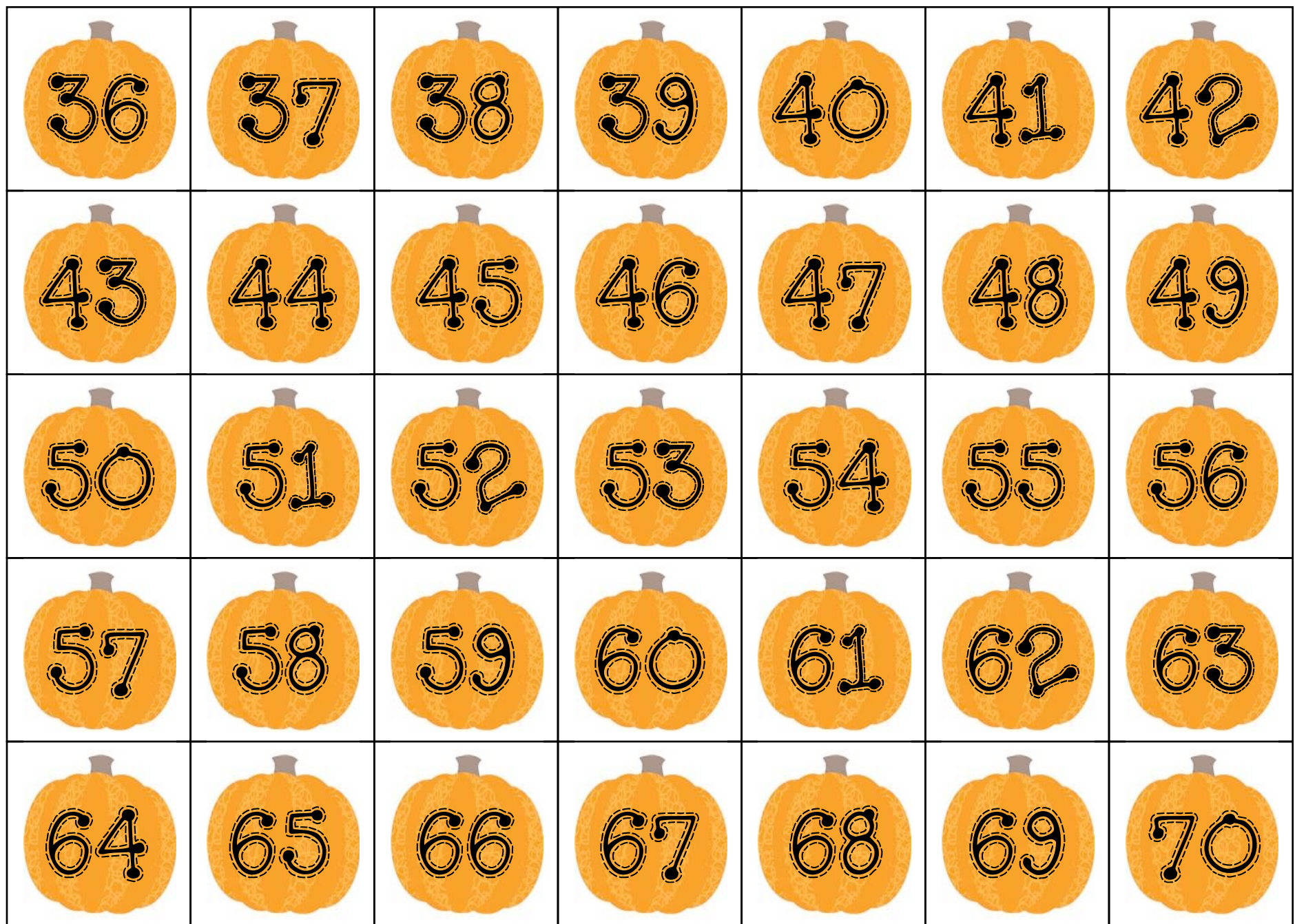


# Even Steven's Pumpkin Patch

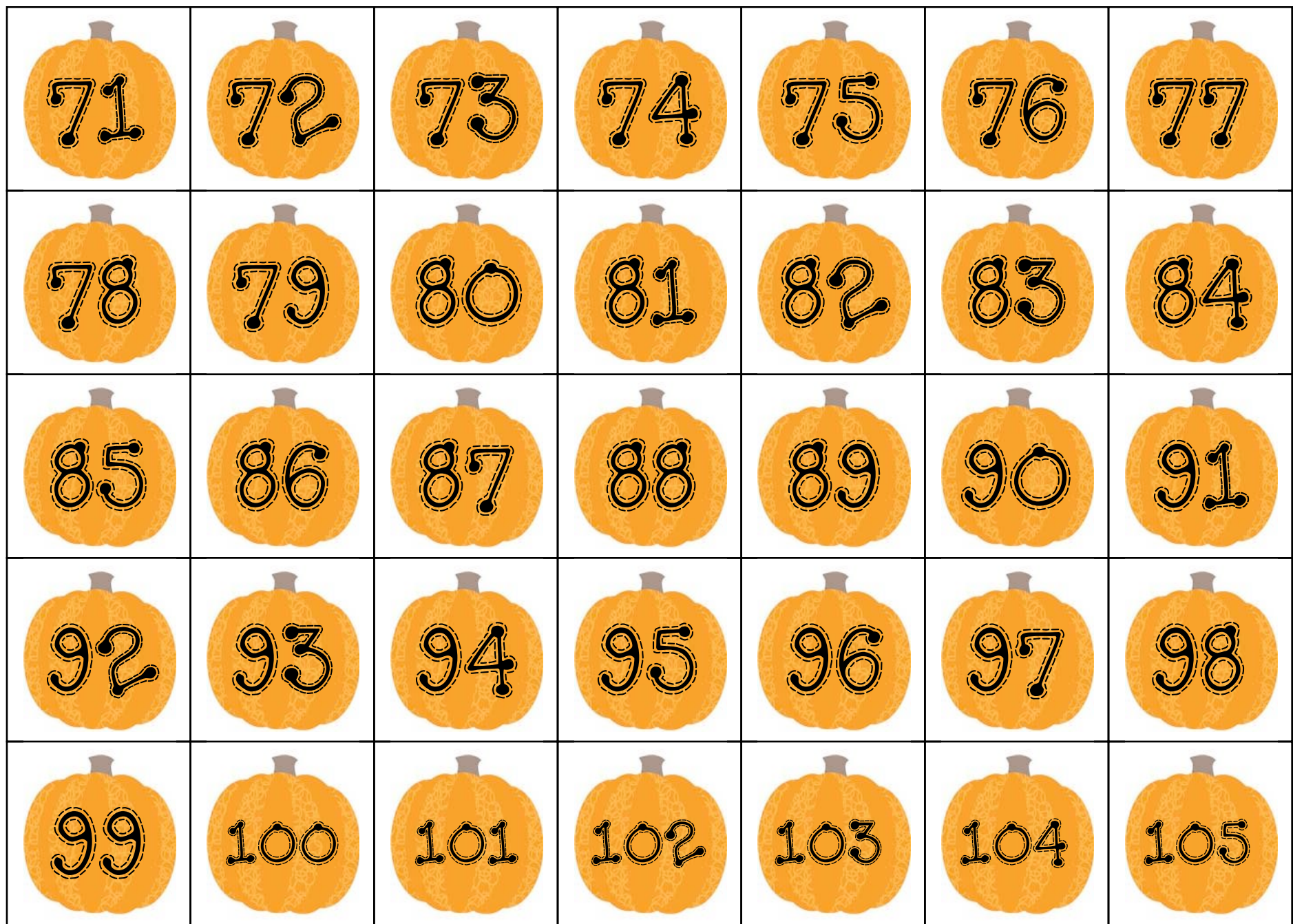




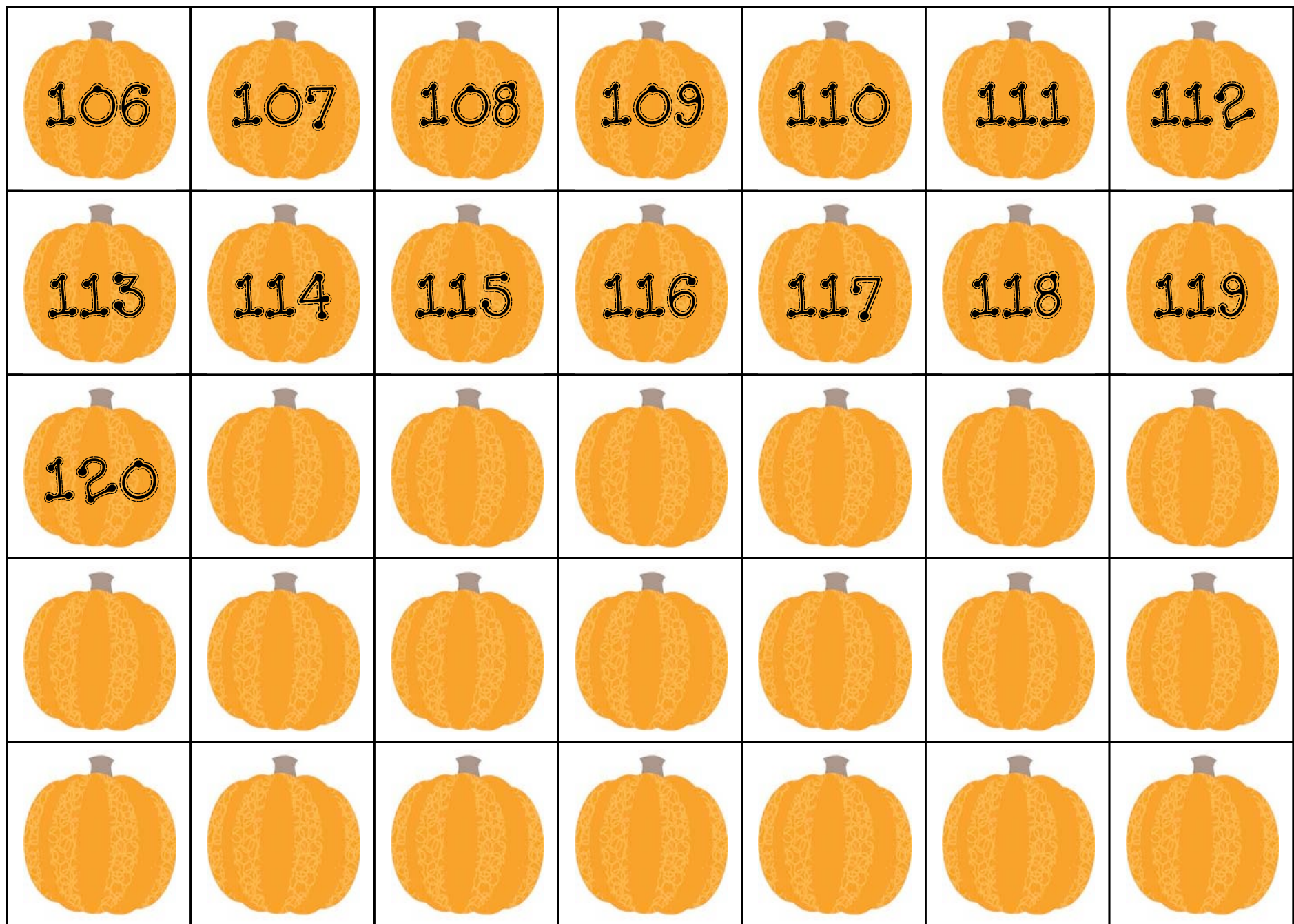
Print, laminate and trim. Children sort the pumpkins into the odd and even pumpkin patches.




Print, laminate and trim. Children sort the pumpkins into the odd and even pumpkin patches.



Print, laminate and trim. Children sort the pumpkins into the odd and even pumpkin patches.



Print, laminate and trim. Children sort the pumpkins into the odd and even pumpkin patches.



Print, laminate and trim. Use this blank template to program with whatever.



Help the scarecrow  
count by 1's.

Trace the ODD numbers in one color, and the EVEN numbers in a different color, and then write the numbers in a 3rd color.

1 2 3 4 5 6 7 8 9 10 11

12 13 14 15 16 17 18 19

20 21 22 23 24 25 26 27

28 29 30 31 32 33 34 35

36 37 38 39 40 41 42 43

44 45 46 47 48 49 50





Help the scarecrow  
count by 1's.

Trace the ODD numbers in one color, and the EVEN numbers in a different color, and then write the numbers in a 3rd color.

51 52 53 54 55 56 57 58

59 60 61 62 63 64 65 66

67 68 69 70 71 72 73 74

75 76 77 78 79 80 81 82

83 84 85 86 87 88 89 90

91 92 93 94 95 96 97 98

99 100

