
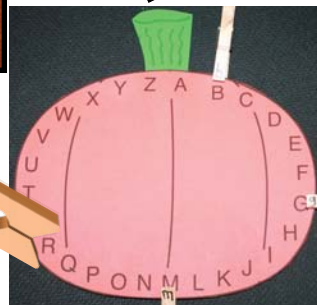
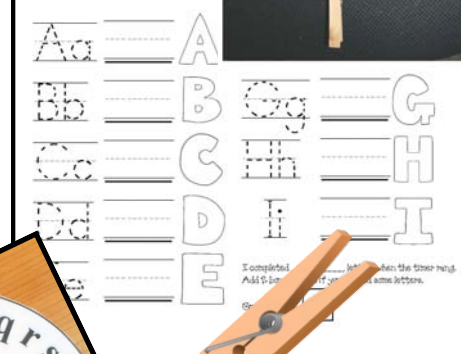

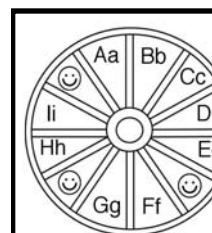




Alphabet Wheel Activities


Games, worksheets, posters, assessments and ...



Diane Henderson




5 large
alphabet picture
wheels.

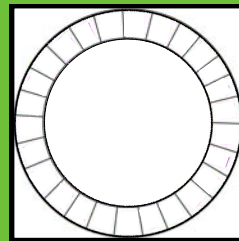


You can insert
either the upper
or lowercase
letter wheel
in the center.

Add all 3 to
make a triple
alphabet
wheel.



Use an "apple pointer"
for another wheel
option.



Large uppercase
letter wheel.
Smaller lowercase
wheel goes in
the center.

Blank wheel so that
you and your kiddos
can create your own
alphabet wheels.



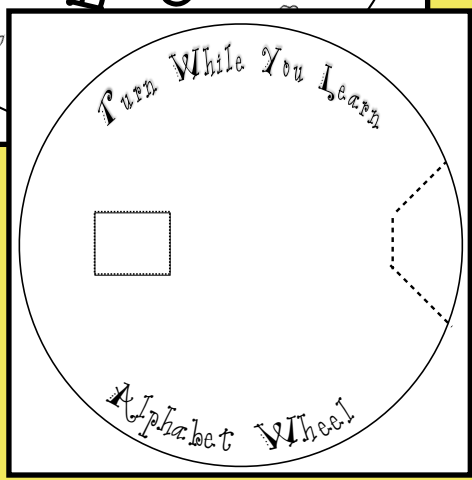
A variety of ways to put
the wheels together, with 7
lowercase wheel options.





For more vocabulary building, the black & white version has different pictures than the color.

These took forever to format. Making sure the picture and the letter showed up in the correct "window" was really difficult.



Each Alpha Wheel has a matching
"Trace & Write" worksheet.



Trace and Write



Aa	alligator	Nn	newt
Bb	bird	Oo	octopus
Cc	cow	Pp	penguin
Dd	duck	Qq	quail
Ee	elephant	Rr	raccoon
Ff	fish	Ss	sheep
Gg	giraffe	Tt	tiger
Hh	horse	Uu	unicorn
Ii	iguana	Vv	vulture
Jj	jellyfish	Ww	wolf
Kk	kangaroo	Xx	X-ray fish
Ll	lion	Yy	yak
Mm	monkey	Zz	zebra



Trace and Write

Aa	apple	Nn	nest
Bb	bee	Oo	orange
Cc	cat	Pp	pumpkin
Dd	dog	Qq	quilt
Ee	elephant	Rr	rainbow
Ff	flower	Ss	six
Gg	grapes	Tt	tape
Hh	hammer	Uu	unicorn
Ii	ice cream	Vv	vase
Jj	jump	Ww	wagon
Kk	king	Xx	X-ray
Ll	look	Yy	yak
Mm	mushroom	Zz	zebra

After students become familiar with the words,
have them write the words on their own.

Wheel Fun Turning and Learning

As you turn the wheel to match a letter to the picture, stop, trace and write the letter below, and write down the picture word.

Aa	Nn
Bb	Oo
Cc	Pp
Dd	Qq
Ee	Rr
Ff	Ss
Gg	Tt
Hh	Uu
Ii	Vv
Jj	Ww
Kk	Xx
Ll	Yy
Mm	Zz



I thought
up more
words!



Aa
Bb
Cc
Dd
Ee
Ff
Gg
Hh
Ii
Jj
Kk
Ll
Mm



I thought
up more
words!





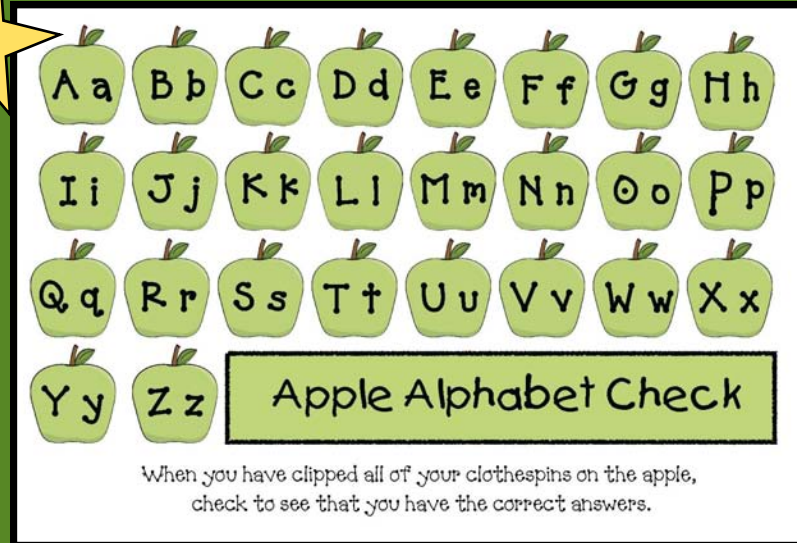

Nn
Oo
Pp
Qq
Rr
Ss
Tt
Uu
Vv
Ww
Xx
Yy
Zz


Challenge students to think of different words.





Alphabet Apple - Clip And Match Game

There's one for the PUMPKIN game too.

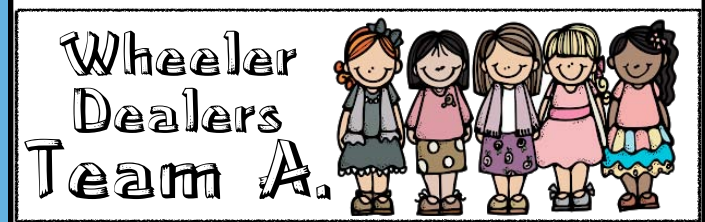



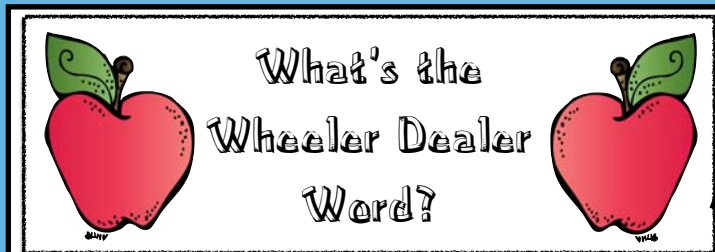





	If you guess correctly, take 10 points away from the other team.
	If you guess correctly, add 25 points to your team's score.
	Sorry! Skip your turn.
	Free pass. If you guess incorrectly, you get another chance.




t o m a t o



More Games & Goodies

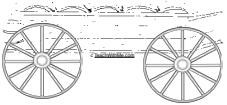


[illegible]

Name: _____

The Wheel Deal Recording Sheet

Trace, write, write a word, color the letter.



Mm _____ M

Nn _____ N


Oo _____ O

Pp _____ P

Qq _____ Q

Rr _____ R

Ss _____ S


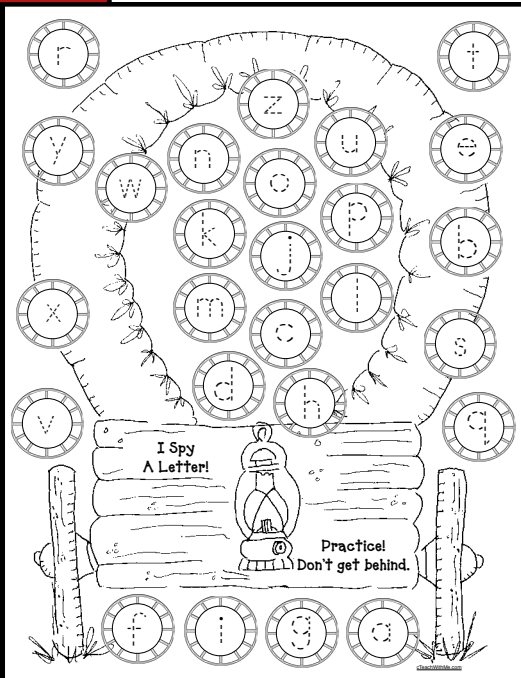


© Good and Beautiful

A black and white line drawing of four children standing in a row. From left to right: a boy with curly hair holding a book, a girl with pigtails holding a book, a boy with short hair holding a book, and a girl with long hair holding a book. They are all smiling and wearing simple clothing.

- ☐ Recognizing uppercase letters.
- ☐ Recognizing lowercase letters.
- ☐ Matching lowercase letters to uppercase letters.
- ☐ Matching a letter to a picture that begins with that letter.

Educationally yours,



**You can reuse the
"I Spy" a Letter"
whole-group
assessment game,
6 times!**

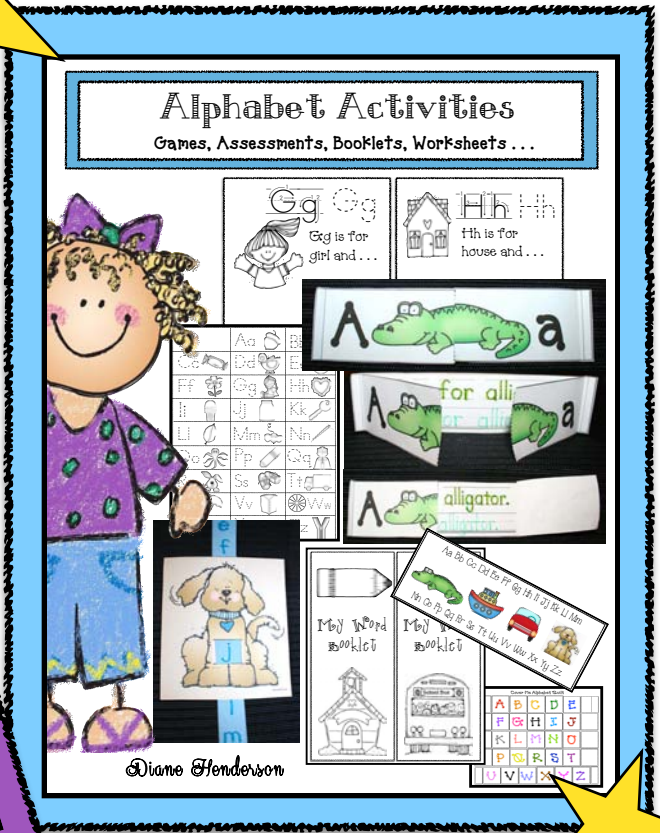






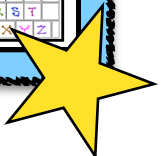
Tiny Tweets From:
dollardoodles.com

If you liked this resource,
you may also like these other
alphabet activities as well.

Diane



Diane Henderson



Diane Henderson



Thank you so much for buying this product.

I truly hope you'll love this item & that it will make your life easier & teaching more fun!

To my loyal followers: I promise to post at least one knock-your-socks-off FREEBIE each month!

Please take a moment to leave feedback to earn valuable points, which equal money for future TPT purchases! Woo hoo.

If for any reason you're unhappy, please email me at:
dianetpt@gmail.com

Blessings, *Diane*

Tiny Tweets From:
dollardoodles.com

Credits:

dj inkers (Dianne J. Hook)

Fonts & clips.

<http://www.djinkers.com/>



<https://www.teacherspayteachers.com/Store/Melonheadz>

Laura Strickland: mycutegraphics.com

She also has a TpT store called

Whimsy Clips

<https://www.teacherspayteachers.com/>



<http://www.teacherspayteachers.com/Store/Krista-Walden/>



www.teacherspayteachers.com/Store/Graphics-From-The-Pond



<https://www.teacherspayteachers.com/Store/Scrappin-Doodles>



Terms of Use: All rights reserved. No part of this publication may be reproduced, distributed, or transmitted in any form or by any means, including photocopying, recording, or other electronic or mechanical methods, without the prior written permission of the publisher: dianetpt@gmail.com

This resource is for one personal classroom use by a single teacher. Duplication for an entire school, or commercial purposes is strictly forbidden, without written permission from the author. To share this resource with more than one teacher, would you please refer them to my store.


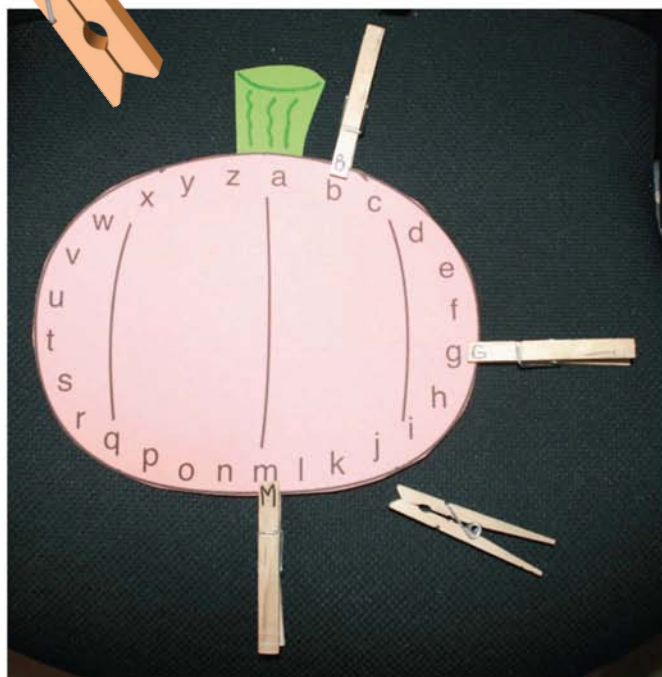
Copying any part of this product and placing it on the internet in any form, even for personal/classroom use, blog or website, is strictly forbidden and is a violation of the Digital Millennium Copyright Act (DMCA). These items can be picked up in a Google search, and traced back to the publishing site.

Copyright 2015 by Diane Henderson of TeachWithMe.com

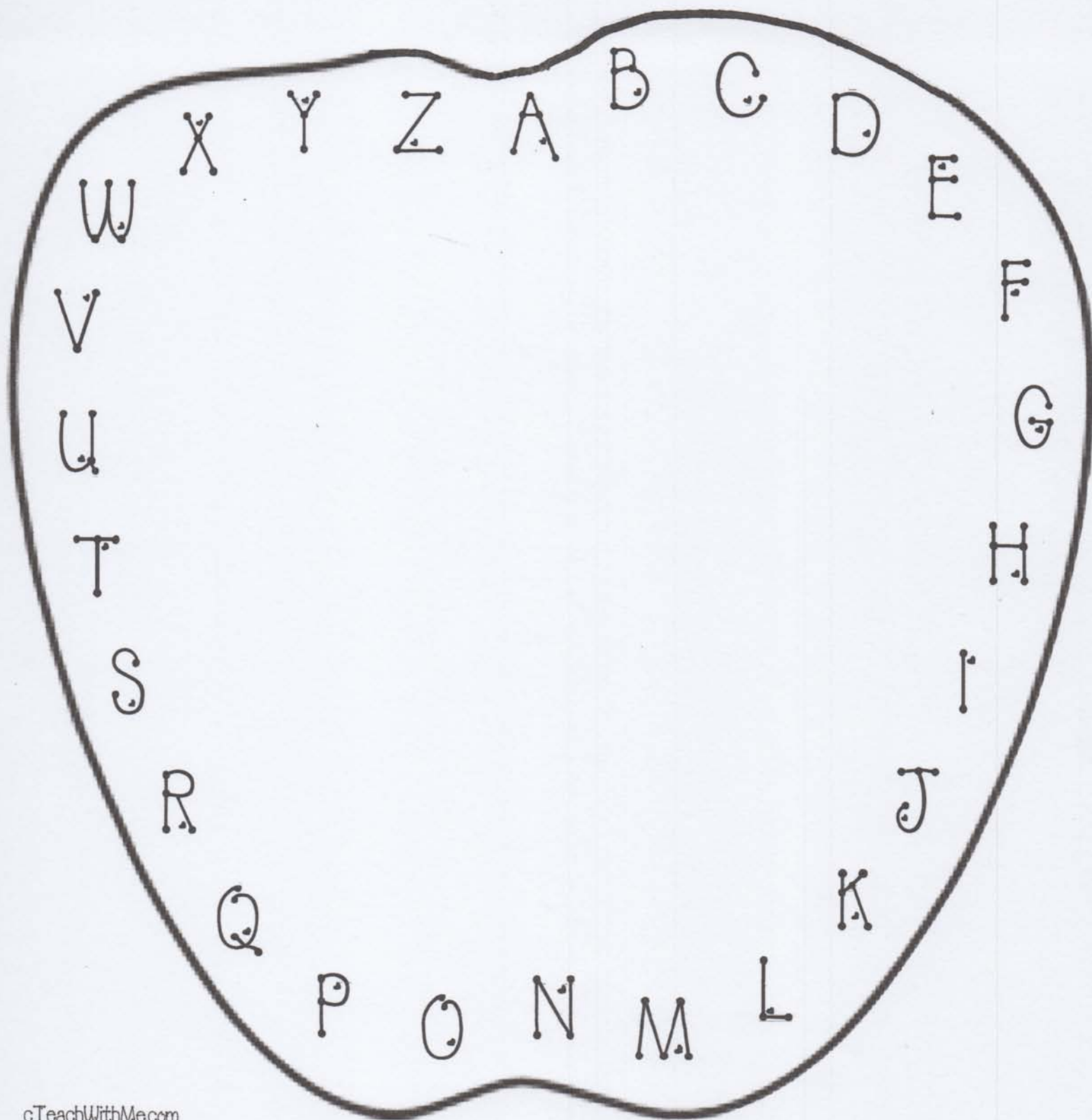
"Believe you can and you're half way there."



Alphabet Apple - Clip And Match Game

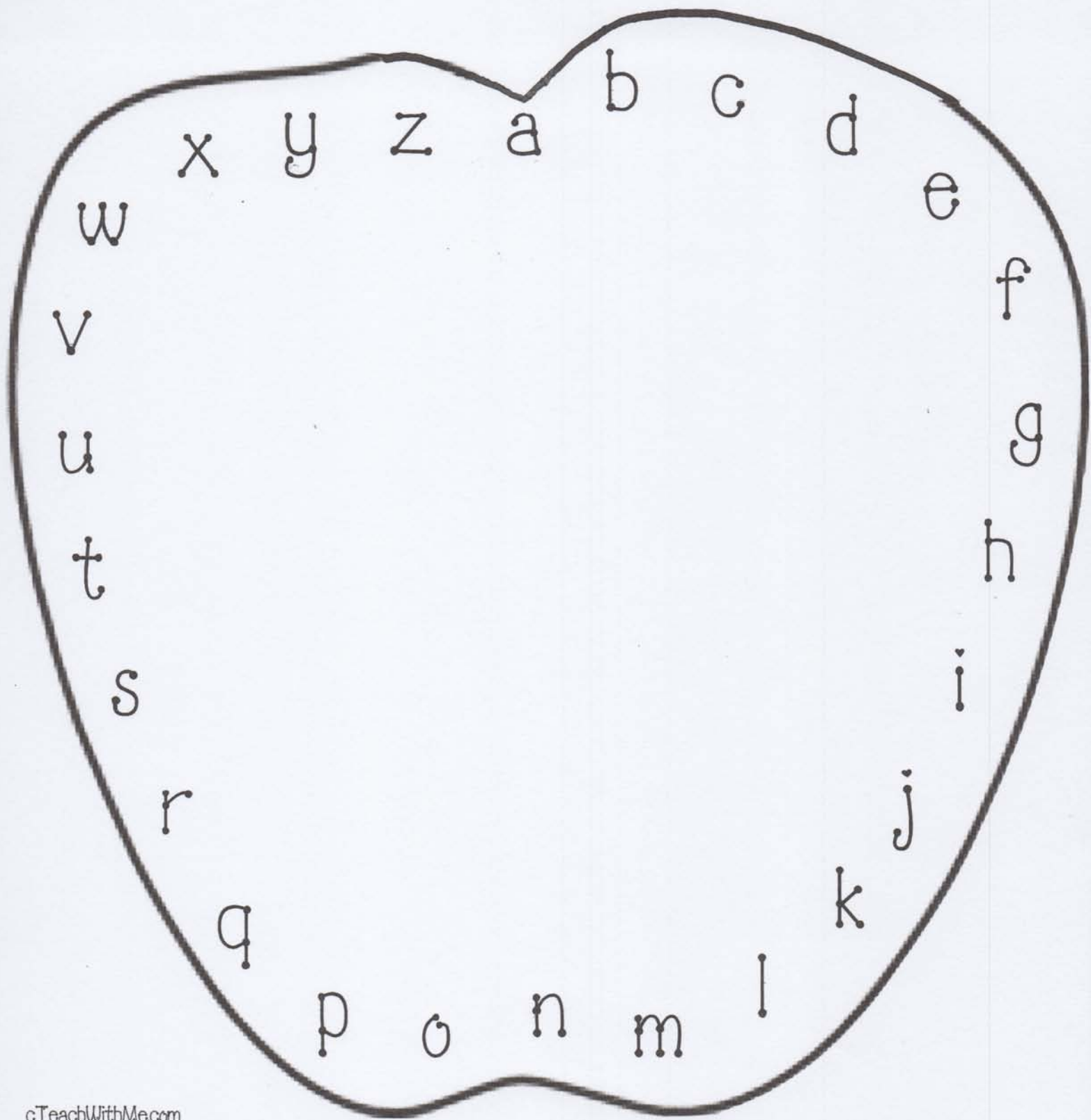


Alphabet Pumpkin Match and Clip



cTeachWithMe.com

Run off on red, yellow and green construction paper; add a stem and leaf; laminate and trim. Students match the lowercase letter clothespin to the uppercase letter, or the uppercase letter clothespin to the matching uppercase letter. Children can work with a partner and choose a clothespin from the pile to clip.



cTeachWithMe.com

Run off on red, yellow and green construction paper; add a stem and leaf; laminate and trim. Students match the uppercase letter clothespin to the lowercase letter, or the lowercase letter clothespin to the matching lowercase letter. Children can work with a partner and choose a clothespin from the pile to clip.



Apple Clothespin Matching Game

Leaf and stem patterns.

Print, cut and trace onto an old file folder to make a template that's easier to trace.

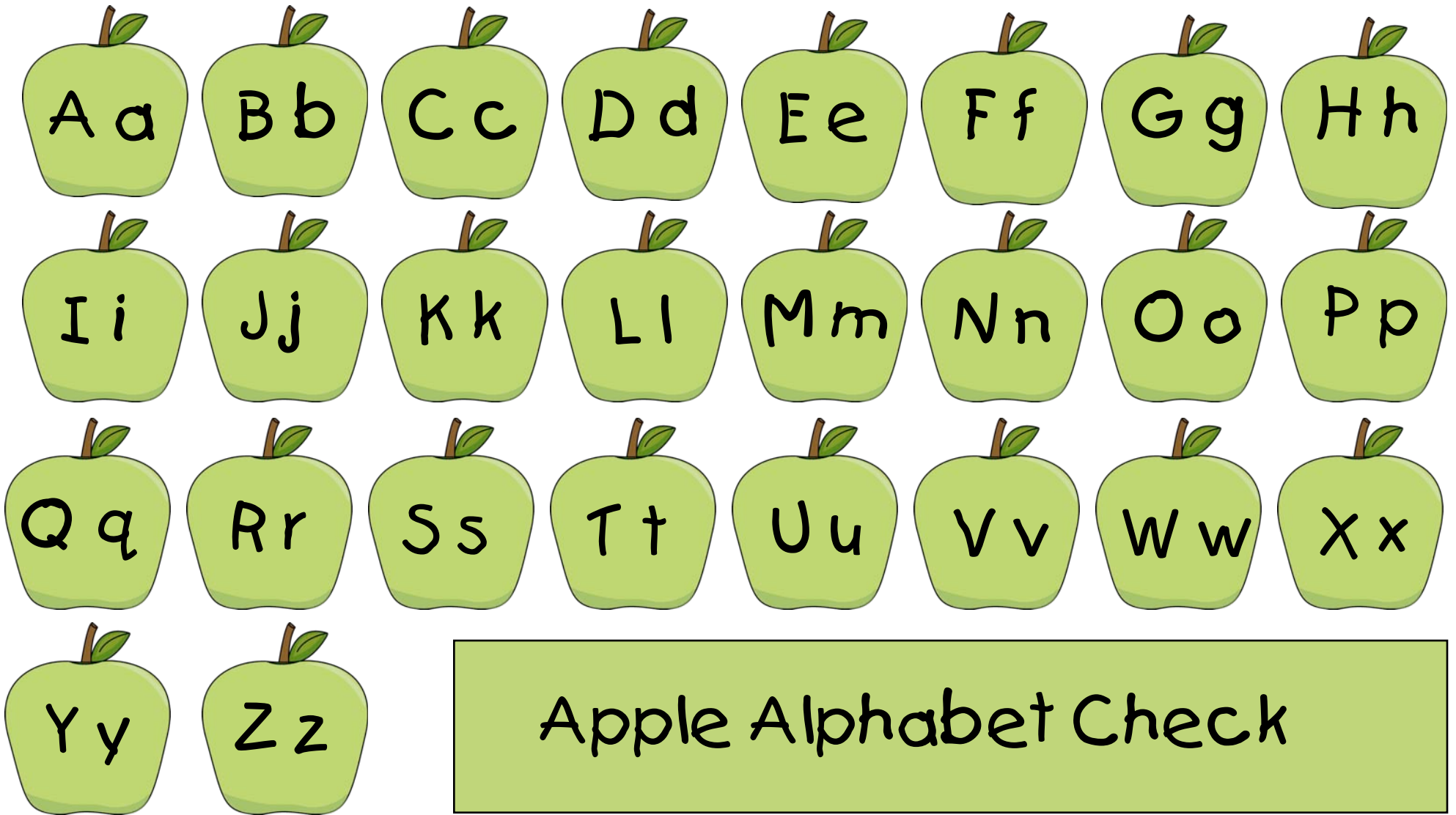
Using the template, trace the leaf once on green construction paper and then cut 5-6 at a time. Do the same for the stem, only on brown construction paper. Glue to the back of your apples then laminate. Children will clip the Aa clothespins on the stem, and the Z or B clothespin on the leaf, depending on where you glue the clothespins.

You can buy clip-on clothespins at The Dollar Store. I suggest you clip all of the clothespins onto the apples BEFORE you write the letters on. Since little ones are just learning about letters, it's less confusing for them, if you print the clothespins so that a letter doesn't appear upside down. i.e. I printed letters E, F, G, H, I, J, sideways with the "pinch" end going to the right, and letters Q, R, S, T, U, V and W sideways with the "pinch" side going to the left. Letters A, B, C, D, Z, Y, X with the "pinch" side up; and L, M, N, O, P with the "pinch" side down.

Another help for little ones, and allows for quick sorting, is to print the uppercase letters in red permanent marker, and the lowercase letters in black. Bag up this particular set of clothespins and mark them Apple Clothespins. Children can also play with a partner, dividing the clothespins so that each child gets 13 to clip. Teacher chooses the partners, so that a stronger student can help a child who's struggling.

This is a great activity to send home with children who need more one-on-one help. Inform parents via a note that they may BORROW this game for one week and need to return it on a specific day. Jot yourself a note as to who has the game.

So that children can self-check their work, have them look at the apple alphabet chart when they are through.



When you have clipped all of your clothespins on the apple,
check to see that you have the correct answers.

Dear



..... is having some difficulty identifying upper and lowercase letters and pairing them up.

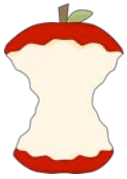


Attached is a game I made, to help make learning this more fun. Have your child pick a clothespin, say the letter and then clip it to the matching upper or lowercase letter.



Please work with your child throughout the week. So that other students may also use the game, please return it by:

.....



Thanks in advance for your cooperation.

Educationally Yours,

Dear



..... is having some difficulty identifying upper and lowercase letters and pairing them up.



Attached is a game I made, to help make learning this more fun. Have your child pick a clothespin, say the letter and then clip it to the matching upper or lowercase letter.



Please work with your child throughout the week. So that other students may also use the game, please return it by:

.....



Thanks in advance for your cooperation.

Educationally Yours,



Date:

Dear



Last week I sent an Alphabet Apple Clothespin Matching Game home with your child. It hasn't been returned yet. Would you please send it back so that my other students can also practice.




Thanks in advance for your cooperation.

Educationally Yours,



Date:

Dear



Last week I sent an Alphabet Apple Clothespin Matching Game home with your child. It hasn't been returned yet. Would you please send it back so that my other students can also practice.



Thanks in advance for your cooperation.

Educationally Yours,